

**MINUTES
ROTONDA WEST STREET & DRAINAGE
MUNICIPAL SERVICE BENEFIT UNIT (MSBU)**

**ADVISORY BOARD REGULAR MEETING
THURSDAY, MARCH 26, 2026**

9:30 a.m. – 10:57 a.m.

**Mac V. Horton West County Annex, Room 120
6868 San Casa Dr., Englewood, Florida**

Members Present: Laura Ingrassia, Chair
Nicholas Kotzalas, Vice Chair
Samuel Besase
Leo VanOrden

Members Absent: Carol Delucca

County Staff: Lorraine Money Penny, Community Liaison

Guests: Sign-up sheet attached

Call to Order / Roll Call:

The meeting was called to order at 9:30 a.m. A roll call was taken, and a quorum was present.

Changes to the Agenda / Motion to Approve Changes:

~~None~~

Citizen Input on Agenda Items (3 Minute Limit):

None

Approval of Minutes:

Mr. Kotzalas moved to approve the minutes of December 11, 2025 and January 22, 2026. Both sets of minutes were approved unanimously.

Unfinished Business:

- a) Community Meeting About Drainage: Mr. Besase noted the meeting was attended by twenty to thirty residents, each with a particular drainage issue that was already on record. Mr. VanOrden thanked the staff for the effort.
- b) Bridge #113 Status: The Board of County Commissioners at its February 25, 2026 meeting acknowledged that staff is awaiting an Army Corps of Engineers (ACE) permit before the Bridge #113 construction project can go out to bid. The MSBU will fund the construction. Advisory Board members discussed conflicting estimates of the cost. There is a risk that FEMA would decline to partially reimburse the cost. Mr. Besase suggested that, as prices rise, the County also take the risk of proceeding without the ACE permit in hand; it is not delayed on the merits but because of government shutdowns. He calculated that, if the permit were

approved today, the bridge would not be complete until April 2027. Mr. Kotzalas moved to recommend the County proceed with the rehabilitation of remaining bridges in advance of Bridge #113. It should be possible to keep one lane open on each bridge as it is repaired and to maintain traffic flow around it. The motion passed unanimously.

- c) Rotonda Circle Milling: The Board of County Commissioners at its January 27, 2026 meeting rejected a proposal to add a milling change order to the 2025 paving contract. Ms. Ingrassia expressed satisfaction with the paving job. Ajax Paving staff acquired more skill as the project progressed and worked to make driveway owners happy. They have already started the punch list. Mr. Kotzalas praised the County inspectors. He noted some wavy roads and roller marks.
- d) Golf Cart Crossing Signs: Mr. VanOrden noted golf cart crossing signage is present at some high traffic crossings and not others. Advisory Board members discussed personal responsibility, liability, and the need for consistency. Mr. Besase moved that Golf Cart Crossing signs be placed on Medalist Road, one in each direction, where the golf path crosses. The motion passed unanimously.

New Business:

- a) Financial Reports: The Board examined the Fiscal Year (FY) 2025 annual report, noting that less was borrowed in 2025 than was budgeted for. The Advisory Board asked to be provided with a total paving cost once all invoices are paid. The Board reviewed the FY 2026 first quarter financial report and maintenance activity report. There were no questions.

Citizen Input to MSBU Items:

- Ms. Ward noted imperfections in the paving and delayed manhole spacers. Also, some flaggers failed to alleviate traffic problems.
- Mr. Skalamera described a filled-in swale that is causing drainage issues on his block. Ms. Ingrassia said Public Works should make it a priority. Mr. Skalamera asked if it is possible to make Bridge #113 a single-lane bridge. Ms. Ingrassia demurred; that would involve going back to the drawing board.

Advisory Board Open Discussion:

At the end of the paving project, Mr. VanOrden maintained, the Advisory Board should know the date when the warranty period begins. He attended the first of three Community Development Town Hall meetings. Among other things, he learned that commercial property owners like those on Parade Circle have an absolute right to develop within zoning guidelines. He learned that, while Florida Power and Light may be moving its power underground, streetlights and other utilities will still need the poles. He said construction on the Gasparilla Signalization project, which was due to begin in April, is postponed to October.


Schedule Meetings / Items for Next Agenda:


Future meetings are scheduled at 9:30 a.m. at the West County Annex as follows:

- Thursday, June 25, 2026
- Thursday, September 24, 2026
- Thursday, December 3, 2026

The meeting adjourned at 10:57 a.m.

Submitted by Lorraine Money Penny
Public Works Department


Chair Signature


Date



**ROTONDA WEST STREET & DRAINAGE
Municipal Service Benefit Unit**

Advisory Board Meeting Attendance
Thursday, March 26, 2026

Location: West County Annex
6868 San Casa Drive, Englewood, FL

**INFORMATION SUPPLIED ON THIS FORM
BECOMES PUBLIC RECORD**

NAME (please print)	Email Address	Phone Number
SAM BESASE	_____	_____
Nick Kotzeles	_____	_____
Laura Ingrassia	_____	_____
Nancy Ward-Snyder	_____	_____
LEO VARDORDE		
TOM SKALAMERA		

AGENDA

ROTONDA WEST STREET & DRAINAGE MUNICIPAL SERVICE BENEFIT UNIT (MSBU)

ADVISORY BOARD REGULAR MEETING THURSDAY, MARCH 26, 2026

9:30 a.m., Mac V. Horton, West County Annex
6868 San Casa Drive, Englewood, FL

BOARD MEMBERS: Laura Ingrassia, Chair
Nicholas Kotzalas, Vice Chair
Samuel Besase
Carol Delucca
Leo VanOrden

COUNTY STAFF: Lorraine Money Penny, Community Liaison

PURPOSE: Regular Meeting

1. Call to Order / Roll Call
2. Changes to the Agenda / Motion to Approve Changes
3. Citizen Input on Agenda Items (3 Minute Limit)
4. Approval of Minutes: December 11, 2025
5. Unfinished Business
 - a. Community Drainage Meeting on January 22
 - b. Bridge #113 Status
 - c. Rotonda Circle Milling: BCC Decision on January 27
 - d. Golf Cart Crossing Signs
6. New Business
 - a. Financial Reports
7. Citizen Input on MSBU Items (3 Minute Limit)
8. Advisory Board Open Discussion
9. Meeting Schedule / Items for Next Agenda
10. Motion to Adjourn

Rotonda West Street and Drainage MSBU

Fund Financial Report
Oct. 1, 2025 - Dec. 31, 2025

	Actual FY2025	Adopted Budget FY2026	Amended Budget FY2026	YTD Actual FY2026	Encumbered FY2026	Balance FY2026
Beginning Balance	\$14,210,053	\$27,350,933	\$27,350,933	\$21,617,438		
Revenues						
Assessments & Earnings	4,686,213	3,833,299		2,584,435		
Grant & Subsidy Revenue	-	-		-		
Loans & Borrowing	10,263,000	-		-		
Total Revenue	\$14,949,213	\$3,833,299	\$3,833,299	\$2,584,435		
Expenditures						
Contract Services	21,147	23,130	-	3,187	-	19,943
Pipe Lining	168,993	350,000	-	-	-	350,000
ROW Maintenance	30,068	33,000	-	6,431	32,264	(5,695)
ROW Reclamation	-	-	-	-	-	-
Speciality Mowing	94,268	98,394	-	13,404	93,986	(8,996)
Public Works Services	498,531	233,501	-	-	-	233,501
Internal Charges	19,031	39,469	-	-	-	39,469
Purchased Services	47,645	90,417	-	51,590	-	38,827
Materials and Supplies	-	-	-	-	-	-
Capital Outlay	-	-	-	-	-	-
Debt Services	139,472	1,174,357	-	113,258	-	1,061,099
Project Costs						
Rotonda West Bridge Rehab	2,226,212	7,536,601	-	365,841	-	7,170,760
Paving Program FY25	4,296,460	18,443,122	-	3,074,751	-	15,368,371
Total Expenditures	\$7,541,828	\$28,021,991	28,021,991	\$3,628,462	\$126,250	\$24,267,279
Reserves (Ending Fund Balance)	\$21,617,438	\$3,162,241	\$3,162,241	\$20,573,411		
Reserve %	74.1%	10.1%	10.1%	85.0%		

Date Prepared: 1/7/2026

Rotonda West Street and Drainage MSBU
Fund Financial Report - 5 Year Annual Report
Oct. 1, 2020 - Sept. 30, 2025

	Actual FY2021	Actual FY2022	Actual FY2023	Actual FY2024	Adopted Budget FY2025	Actual FY2025
Beginning Balance	\$ 4,553,605	\$ 6,240,743	\$ 9,155,055	\$ 12,295,390	\$ 13,885,630	\$ 14,210,053
Beginning Balance - Street and Drainage	\$ 4,553,605	\$ 6,240,743	\$ 9,155,055	\$ 12,295,390	\$ 13,885,630	\$ 14,210,053
Revenues - Street and Drainage						
Assessments & Earnings						
Assessments	2,113,409	3,825,862	3,820,624	3,816,331	3,943,061	3,818,008
Interest	33,682	74,036	426,935	290,244	48,600	393,129
Interest Earnings-L.G.S.F.T.F.	-	-	-	313,630	-	327,015
Net Inc/(Decr) Fair Market Value-Investments	(33,858)	(173,231)	83,398	164,873	-	122,050
Interest-Tax Coll	-	-	-	2,759	-	8,137
Misc Rev	-	177	-	-	-	-
Excess Fees /Tax Collector	12,731	21,051	20,708	16,634	-	17,876
Less 5% Reserve - FS 129.01(2)b	-	-	-	-	(199,584)	-
Grant & Subsidy Revenue	-	-	-	-	-	-
Loans & Borrowing	-	-	-	-	-	-
Debt Proceeds	-	-	-	-	17,677,000	10,263,000
Total Revenue - Street and Drainage	\$ 2,125,984	\$ 3,747,894	\$ 4,351,666	\$ 4,604,472	\$ 21,469,077	\$ 14,949,213
Expenditures - Street and Drainage						
Contract Services						
Engineering	-	-	-	26,464	-	-
Other Contractual Svcs	2,010	1,074	1,144	572	-	-
Concrete Flatwork	-	-	-	7,000	5,000	8,400
Street Sweeping	7,939	5,401	-	11,233	12,748	12,747
Installed Sod	5,630	19,548	-	-	-	-
Landscaping	-	-	-	-	-	-
Paving	-	-	-	-	-	-
Contract Services; other						
Pipe Lining	-	3,040	442,653	418,551	350,000	168,993
Right of Way Maint	27,412	24,820	22,790	28,175	29,892	30,068
ROW Reclamation	-	-	-	-	-	-
Specialty Mowing	106,674	118,527	116,203	89,254	125,746	94,268
Public Works Services						
Equip Repl Charges-PubWrks	28,699	54,696	29,116	17,150	98,236	50,539
Operating Exp-PubWrks	202,480	377,225	163,783	152,518	588,193	372,840
Lighting Materials	133	62	34	4,589	-	5,005
Road & Bridge Materials	8,243	23,598	12,621	6,572	346,032	63,043
Sign Materials	5,853	3,242	487	1,132	14,438	7,103
Internal Charges						
Central/Indirect Svcs	6,657	7,172	7,531	12,671	19,031	19,031
Purchased Services						
Personal Svcs-InterDept	-	-	-	-	-	-
Postage	4,564	-	-	-	-	-
Utility Service-Traffic Signals/Lights	4,574	6,293	8,315	8,447	7,500	8,643
Advertising-Legal	343	-	-	-	-	-
Fees-Landfill	584	1,171	25	648	2,000	1,211
Collection Fee-Tax Collector	27,031	48,378	46,108	38,956	78,992	37,791
Materials and Supplies						
Capital Outlay						
Imprv-Other Than Bldgs	-	-	-	-	-	-
Debt Services						
Principal	-	-	-	-	-	-
Interest	-	-	-	-	883,840	139,472
Other Debt Service Costs	-	-	-	-	-	-
Project Costs						
Rotonda West Bridge Rehab						
Engineering	-	139,337	328,680	224,603	1,635,796	70,229
Construction	-	-	-	1,541,498	7,158,354	2,095,592
Labor (not reported separate prior to FY23)	-	-	31,843	99,777	68,488	60,391
Paving Program FY25						
Paving	-	-	-	-	16,510,000	4,237,749
Rejuvenation	-	-	-	-	-	-
Labor (not reported separate prior to FY23)	-	-	-	-	330,200	58,711
Total Expenditures - Street and Drainage	438,826	833,582	1,211,331	2,669,809	28,264,486	7,541,828
Ending Balance - Street and Drainage	6,240,743	9,155,055	12,295,390	14,210,053	7,090,221	21,617,438
Reserves (Ending Fund Balance)	\$ 6,240,743	\$ 9,155,055	\$ 12,295,390	\$ 14,210,053	\$ 7,090,221	\$ 21,617,438
Reserve %	93.4%	91.7%	91.0%	84.1%	20.1%	74.1%

Date Prepared: 1/29/2026

ROTONDA WEST STREET AND DRAINAGE
Municipal Service Benefit Unit (MSBU)
FY25 Annual Report – Executive Summary
October 1, 2024 – September 30, 2025

Ordinance 2015-045 adopts a countywide Uniform Standard for Municipal Service Benefit Unit (MSBU) And Municipal Service Taxing Unit (MSTU) Advisory Boards.

Sec. 4-1-18. Duties/Responsibilities

The advisory board shall make recommendations to the Board of County Commissioners and staff, limited to the scope and purpose of the Unit which includes, but is not limited to, the following:

1. To make recommendations to the County for expenditure of the funds within the budget in accordance with the law and Board of County Commissioners approved purchasing guidelines;
2. To make recommendations to the Board of County Commissioners regarding the annual proposed budget for the Unit.

Purpose

Code of Laws and Ordinances, ARTICLE XL. - ROTONDA WEST STREET & DRAINAGE UNIT
Sec. 4-6-834.

The purpose of the unit is to provide for the construction, reconstruction, repair, paving, repaving, hard surfacing, re-hard surfacing, widening, guttering and draining of the platted streets in the unit, including the necessary appurtenances thereto, and beautification projects from funds derived from special assessments within the unit only.

Summary

Current Rate: \$445

Max Rate: \$445

The completed work program included internal services and administrative costs. Contracted services included specialty and right-of-way safety mowing, street sweeping, concrete flatwork, pipe lining, bridge maintenance, and paving.

The current fiscal year work program includes all internal maintenance and administrative costs. Contracted services include concrete flatwork, street sweeping, specialty and right-of-way safety mowing, bridge maintenance, pavement rejuvenation. Reconstruction of the Rotonda Boulevard South bridge (#014013) is anticipated.

For FY27, the Advisory Board budgeted for all internal maintenance and administrative costs. Contracted services include concrete flatwork, street sweeping, specialty and right-of-way safety mowing, pipe lining and bridge maintenance.

The MSBU is currently paying off a paving loan which is anticipated to be paid off in FY40.

ROTONDA WEST DRAINAGE



72 HOUR RULE

- After a single afternoon shower, water can take up to 72 hours to move through the drainage system.
- Because we're close to the water table and groundwater, stormwater flows slowly.
- It's normal for swales to hold water for several days after heavy summer rains, and for the ground to remain saturated.
- When the water starts to recede, it means the system is working as intended.




REASON FOR SLOW FLOW

- The fall or angle that moves water through the system is very low, which means the water doesn't have much momentum.
- This slow - moving system is designed this way on purpose —to help remove pollutants before they reach the groundwater, lakes, or harbor areas.
- The slower flow also helps with erosion control, which is important due to the sandy makeup of the local soil.
- While it may seem inefficient at times, this design supports both water quality and long term soil stability.



THATCHING & SOD MAINTENANCE

- Many Rotonda West residents prefer to beautify their homes using Floratam /St. Augustine grass.



Why is Thatching An Issue?

- Thatch deprives new grass of nutrients from the soil & a reliable water supply.
- Thatch build up can create a blockage in the drainage system if it grows higher than the drainage swale.
- Water is unable to pass through the system creating puddles of standing water.

How To Maintain :

- Use a dethatching rake for light thatch areas or general thatch maintenance.
- Use a power rake for thinner thatch areas or grass that can withstand intense raking.
- Use a vertical mower for the thicker thatch areas to pull thatch from the soil.

If drainage maintenance is conducted due to lack of thatching, there could be a possibility under the County Code that property owners will be back charged for any future drainage maintenance.



DRAINAGE INVESTIGATION WORKFLOW

- Milestones for a drainage service request
 - If water is standing for more than 72 hours after the last rainfall, please call Public Works for inspection 941.575.3600 .
 - Once the service request is created, an inspection will be scheduled to shoot spot elevations from the requestor address to the outfall, this includes review of all pipes and catch basins for sedimentation and condition .

DRAINAGE INVESTIGATION

- Inspector will recommend what type of work is needed, if any .
- Public Works standard is to recommend drainage maintenance for any area with a 4/10FT or greater deflection .
 - Needed work including drainage maintenance, pipe cleaning/ replacement or pipe lining will be scheduled as allowed by both staffing and budget availability.



LEVELS OF PRIORITY

There are certain levels of severity when it comes to addressing drainage maintenance (line & grade) work orders .


- Level I – water in imminent danger of flooding or damaging private property .
- Level II – Water over the roadway or sidewalk for a prolonged period of time .
- Level III – nuisance water in the swale longer than 72- hours after a single rain event .



Before



After



Before

STORMWATER FLOW OVERVIEW

Stormwater Flow to the Coastal Waterway

- Rainfall is collected from streets and properties.
- Runoff enters roadside swales.
- Swales convey water through pipes and culverts.
- Drainage flows into the Greenbelt system
- From the Greenbelt, stormwater is conveyed to:
 - Buck Creek
 - West Coral Creek

These waterways discharge into the coastal waterway.



STORMWATER FLOW OVERVIEW

Factors That Reduce Drainage Efficiency:

- Heavy rainfall increases water levels in canals and creeks.
- When downstream waterways are near or at capacity, flow rates are reduced.
- High tidal conditions elevate water levels in the coastal waterway.
- Elevated tides create hydraulic backpressure, limiting outflow.
- Reduced discharge capacity causes water to back up into canals, swales, and low-lying areas.
- This results in slower drainage and localized flooding.

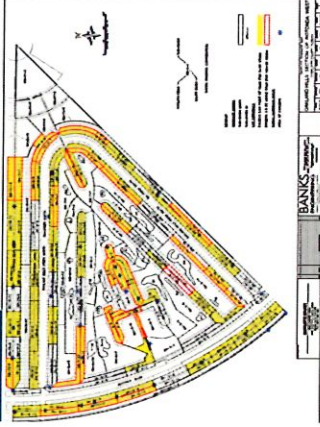


ROTONDA WEST BACKGROUND

- Rotonda was privately developed in the 1970s – 1980.
- Roadside stormwater was designed to flow into retention ponds on golf courses for irrigation, aesthetics and stormwater treatment.
 - With this design, water levels stage up before draining into the Rotonda River.
- September 1999: County accepted drainage easements from Lemon Bay Golf Course, acknowledging public drainage impacts.
- In 2005: The County held a public hearing to consider releasing a drainage easement, reflecting shifting responsibilities.
 - Community and private entities were unable to maintain the full drainage system, increasing flooding and infrastructure risks.
- In 2021: Charlotte County entered into an MOU to perform limited drainage maintenance.

DRAINAGE STUDY

- Roadside stormwater was designed to flow into retention ponds on golf courses for irrigation aesthetics and stormwater treatment.
 - This means water levels stage up before draining into the Rotonda River.
- 2013 the MSBU funded a drainage study
 - The finding indicated the drainage was designed to accommodate a 5 year rain event
 - Currently afternoon showers have increased in intensity, some equating to 25 - 50 year rain events
 - Even if every stormwater system in Rotonda West was operating at 100%, there will still be temporary inundation and potential short term flooding over the roads.



MEMORANDUM OF UNDERSTANDING (MOU) AGREEMENT

- Approved by the Board of County Commissioners – July 28, 2020.
- Provides blanket easements for Public Works to perform drainage maintenance on Rotonda West Association (RWA) and golf course owned properties.
 - This does not include easements for 44 properties now owned by private citizens or other entities.
- Public Works does not mow the greenbelts or perform lake/pond maintenance.
- Public Works does not maintain the vegetation on private property, which includes backyard swales that about the golf course or RWA property for aesthetics, only for drainage purposes.

MOU WORK PROGRAM

- The work program agreed to under the MOU started in FY21 which includes:
 - Asset collection and conditional assessments
 - Pipelining
 - As noted in the MOU addressing failing pipes under roads and in outfalls between houses was of the highest priority.
 - Pipe replacements and repairs
 - Front yard swales
 - Greenbelts
 - Included in exhibit C, it is not realistic expectation for numerous reasons that there will never be standing water or wet swales.

MOU DRAINAGE MAINTENANCE

WORK RECENTLY CONDUCTED FY25:

- Greenbelt Maintenance (Major outfall maintenance) - 2,950 Square Yards
- Pipe Installation - 44 Linear Feet



DRAINAGE MAINTENANCE

WORK RECENTLY CONDUCTED FY21:

- Pipes Cleaned - 187 Pipes
- Pipe Installation - 84 Linear Feet
- Pipes Repaired - 2
- Swale Grading - 40,310 Square Feet

WORK RECENTLY CONDUCTED FY22:

- Pipes Cleaned - 959 Pipes
- Pipe Installation - 299 Linear Feet
- Swale Grading - 11,652 Square Feet

WORK RECENTLY CONDUCTED FY23:

- Pipes Cleaned - 495 Pipes
- Pipe Installation - Linear Feet
- Pipes Repaired - 3



DRAINAGE MAINTENANCE

WORK RECENTLY CONDUCTED FY24:

- Pipes Cleaned - 161 Pipes
- Pipes Repaired - 2
- Side Lot Outfall Maintenance - 850 Square Feet
- Standard Cuts - 100 Square Feet
- Swale Grading - 100 Square Feet

WORK RECENTLY CONDUCTED FY25:

- Pipes Cleaned - 137 Pipes
- Pipe Installation - 520 Linear Feet
- Pipes Repaired - 5
- Side Lot Outfall Maintenance - 2,500 Square Feet
- Standard Cuts - Square Feet
- Swale Grading - 9,410 Square Feet



DRAINAGE MAINTENANCE

WORK RECENTLY CONDUCTED FY26:

- Pipes Cleaned - 105 Pipes
- Pipe Installation - 120 Linear Feet
- Pipes Repair - In progress
- Side Lot Outfall Maintenance - Work Orders In Progress
- Standard Cuts - In Progress
- Swale Grading - 100 Square Feet





PIPELINING

- FY21summary
 - Totalling \$424,548.00
- FY22 summary
 - Totalling \$96,10100
- FY23 summary
 - Total Completed Work : 1,202 LF
 - Totalling \$404,588.31

*Totals include all Pipelining cost for Rotonda West Street and Drainage and West Charlotte Stormwater .



PIPELINING

- FY24 Summary
 - Total completed work : 1,248 LF
 - Totalling \$429,586.88
- FY25 Summary
 - Total completed work : 1,263 LF
 - Totalling \$948,737.09
- FY26 Status
 - Three lining work orders currently identified :
 - 185 Bunker Rd – completed
 - 6 Bunker Cir – in process
 - 247 Tournament – in process





Rotonda Bridge 14113

County Staff 10/27/2025

Concerns:

On June 18, 2025, Charlotte County received a favorable arbitration ruling from FEMA regarding the Rotonda Boulevard Bridge in Rotonda West, which sustained damage during Hurricane Ian.

The arbitration panel concluded that pre-existing bridge conditions did not significantly contribute to the damage caused by the storm, thereby qualifying the project for FEMA funding. The ruling further directed that the final funding amount be negotiated between Charlotte County and FEMA representatives.

Fiscal Services is currently coordinating with FEMA to schedule a meeting to initiate these negotiations.

All design plans and permits for the bridge have been completed, and the County is prepared to advance the project to the construction phase once funding terms are finalized.

Background:

To evaluate potential financial exposure, Fiscal Services requested that the County's FEMA consultant, CSA, provide a risk register assessing the implications of beginning construction prior to the conclusion of FEMA negotiations.

CSA has designated the current project risk level as Yellow, indicating a moderate level of caution.

In June, the Federal Arbitration Panel partially granted the County's appeal. The panel affirmed that the bridge was damaged as a result of Hurricane Ian and rejected FEMA's claim that pre-disaster conditions were a significant contributing factor. However, the panel did not determine the appropriate cost or method of restoration, finding instead that FEMA's original repair estimate of \$338,000 was insufficient. The panel directed both parties to resume FEMA's formal process for establishing the correct funding level and project scope.

In late July, FEMA's field office confirmed receipt of the panel's decision and referred the case to the Consolidated Resource Center (CRC) for revision of its cost estimate. In response, the County submitted both repair and replacement cost estimates for FEMA's review:

- Engineer of Record (EOR) Repair Estimate: \$2,263,807
- EOR Replacement Estimate: \$2,610,958
 - Ratio: 87%, exceeding FEMA's 50% threshold for replacement eligibility

On September 11, 2025, the County submitted a formal Replacement Cost Project Request to FEMA, triggering a detailed technical review.

(Note: For FEMA's regulatory calculation, the County also submitted a repair estimate of \$1,758,997 and a replacement estimate of \$1,802,902—representing a 97.5% ratio.)

At this time, FEMA has not provided a timeline for its final determination. The review process is expected to take several months.

Rotonda V. Street and Drainage MSBU
 Bridge #014113 Replacement excluding FEMA Funding
 as of 1.15.26

	Actual FY2025	Projected FY2026	Proposed FY2027	Projected FY2028	Projected FY2029	Projected FY2030	Projected FY2031
BEGINNING BALANCE							
OPERATING REVENUES							
Assessments & Earnings	\$14,210,053	\$21,617,438	\$4,427,231	\$6,083,586	\$6,059,119	\$6,217,657	\$6,398,476
External Borrowing (Paving)	4,686,213	3,894,535	3,836,174				
Total Revenue	10,263,000						
	14,949,213	\$3,894,535	\$3,836,174	\$2,124,429	\$2,124,345	\$2,124,883	\$2,125,497
OPERATING EXPENDITURES							
Bridge 014113 Replacement	-	2,715,396	-				
Bridge Maintenance and Rehabilitation Program	2,226,212	1,340,697	-	100,000	-	-	100,000
Paving Program	4,296,460	15,005,933	-				
Other Operating Expenditures	879,684	848,359	1,030,431				
Principal Payments (Paving)	-	685,000	685,000	925,726	870,165	877,326	885,317
Interest Payments (Paving)	139,472	489,357	464,388	685,000	685,000	685,000	685,000
Total Expenditures	\$7,541,828	\$21,084,742	\$2,179,819	\$2,148,896	\$1,965,807	\$1,944,064	\$2,021,705
RESERVE (ENDING FUND BALANCE)							
	\$21,617,438	\$4,427,231	\$6,083,586	\$6,059,119	\$6,217,657	\$6,398,476	\$6,502,269
Reserve %	74.1%	17.4%	73.6%	73.8%	76.0%	76.7%	76.3%

Notes:

- Planned rate decrease from \$445 in FY26 to \$245 in FY28 upon completion of bridge replacement. Rate to be re-evaluated annually.
- Projection includes replacement of Bridge #014113 excluding FEMA funding.
- Projection includes additional milling on Rotonda Circle, pending board approval on 1/27/26.
- Projection includes \$100k every 3 years for preventative and condition-based bridge maintenance.
- Bridges/Paving contain all project related costs including: Engineering/Design, Construction, and Project Management Costs.
- Other Operating Expenditures includes but is not limited to: Pipe Lining, Concrete Flatwork, Drainage, Street Sweeping, ROW Maintenance, Specialty Mowing, Postage, Landfill fees, Tax Collector fees, Road & Bridge Materials, Sign Materials, Public Works Services (Equipment, Labor, and Materials).

Rotonda West Street and Drainage MSBU
 Bridge #014113 Replacement excluding FEMA Fund
 as of 1.15.26

	Projected FY2039	Projected FY2040
BEGINNING BALANCE	\$8,499,322	\$8,938,855
OPERATING REVENUES		
Assessments & Earnings	2,132,630	2,134,122
External Borrowing (Paving)	-	-
Total Revenue	\$2,132,630	\$2,134,122
OPERATING EXPENDITURES		
Bridge 014113 Replacement	-	100,000
Bridge Maintenance and Rehabilitation Program Paving Program	-	-
Other Operating Expenditures	961,014	967,327
Principal Payments (Paving)	685,000	673,000
Interest Payments (Paving)	47,083	23,542
Total Expenditures	\$1,693,097	\$1,763,869
RESERVE (ENDING FUND BALANCE)	\$8,938,855	\$9,309,108
	84.1%	84.1%
		Reserve %

Notes:

- Planned rate decrease from \$445 in FY26 to \$245 in FY28 upon completion of bridge replacement. Rate to be re-evaluated annually.
- Projection includes replacement of Bridge #014113 excluding FEMA funding.
- Projection includes additional milling on Rotonda Circle, pending board approval on 1/27/26.
- Projection includes \$100k every 3 years for preventative and condition-based bridge maintenance.
- Bridges/Paving contain all project related costs including: Engineering/Design, Construction, and Project Management Costs.
- Other Operating Expenditures includes but is not limited to: Pipe Lining, Concrete Flatwork, Drainage, Street Sweeping, ROW Maintenance, Specialty Mowing, Postage, Landfill fees, Tax Collector fees, Road & Bridge Materials, Sign Materials, Public Works Services (Equipment, Labor, and Materials).

Monthly Funding Report

START DATE:

10/01/2025

END DATE:

12/31/2025

Rotonda West Street and Drainage Unit

Project	WO Number	WO Description	Location	Date Worked	Labor Hours	Labor Cost	Materials Cost	Equip. Cost	Contractor Cost	Work Accomp	Total Cost
	131206	Asphalt Maintenance		10/21/2025	8.00	534.88	25.76	59.24	0.00		619.88
	Work Order 131206 Total		975 ROTONDA CIR, ROTONDA WEST, FL, 33947		8.00	534.88	25.76	59.24	0.00	0.28	619.88
	133104	Asphalt Maintenance		11/05/2025	4.00	267.44	9.20	38.62	0.00		315.26
	Work Order 133104 Total		124 BOUNDARY BLVD, ROTONDA WEST, FL, 33947		4.00	267.44	9.20	38.62	0.00	0.10	315.26
	133105	Asphalt Maintenance		11/05/2025	2.00	133.72	18.40	19.31	0.00		171.43
	Work Order 133105 Total		162 BOUNDARY BLVD, ROTONDA WEST, FL, 33947		2.00	133.72	18.40	19.31	0.00	0.20	171.43
	133107	Asphalt Maintenance		11/05/2025	2.00	133.72	18.40	19.31	0.00		171.43
	Work Order 133107 Total		204 BOUNDARY BLVD, ROTONDA WEST, FL, 33947		2.00	133.72	18.40	19.31	0.00	0.20	171.43
	142593	Asphalt Maintenance		12/30/2025	2.50	172.35	0.00	14.43	0.00		186.78
	142593	Asphalt Maintenance		12/31/2025	0.00	0.00	20.05	0.00	0.00		20.05
	Work Order 142593 Total		ROTONDA CIR, ROTONDA WEST, FL, 33947		2.50	172.35	20.05	14.43	0.00	1.00	206.83
	Asphalt Maintenance Total				18.50	1,242.11	91.81	150.91	0.00	1.78	1,484.83
	128030	Camera/Video		10/07/2025	1.00	73.90	0.00	34.11	0.00		108.01
	Work Order 128030 Total		20 CADDY RD, FL, 33947		1.00	73.90	0.00	34.11	0.00	3.00	108.01
	129058	Camera/Video		10/07/2025	1.00	73.90	0.00	34.11	0.00		108.01

Monthly Funding Report

START DATE:

10/01/2025

END DATE:

12/31/2025

Rotonda West Street and Drainage Unit

Project	WO Number	WO Description	Location	Date Worked	Labor Hours	Labor Cost	Materials Cost	Equip. Cost	Contractor Cost	Work Accompl	Total Cost
	Work Order 129058 Total		5 CADDY RD, FL, 33947		1.00	73.90	0.00	34.11	0.00	1.00	108.01
	129065	Camera/Video		10/07/2025	1.00	73.90	0.00	34.11	0.00		108.01
	Work Order 129065 Total		119 CADDY RD, ROTONDA WEST, FL, 33947		1.00	73.90	0.00	34.11	0.00	1.00	108.01
	129067	Camera/Video		10/02/2025	1.00	73.90	0.00	34.11	0.00		108.01
	Work Order 129067 Total		3 OAKLAND HILLS RD, ROTONDA WEST, FL, 33947		1.00	73.90	0.00	34.11	0.00	1.00	108.01
	129069	Camera/Video		10/02/2025	1.00	73.90	0.00	34.11	0.00		108.01
	Work Order 129069 Total		147 CADDY RD, ROTONDA WEST, FL, 33947		1.00	73.90	0.00	34.11	0.00	1.00	108.01
	129073	Camera/Video		10/02/2025	1.00	73.90	0.00	34.11	0.00		108.01
	Work Order 129073 Total		173 ROTONDA CIR, ROTONDA WEST, FL, 33947		1.00	73.90	0.00	34.11	0.00	1.00	108.01
	129074	Camera/Video		10/02/2025	1.00	73.90	0.00	34.11	0.00		108.01
	Work Order 129074 Total		11 OAKLAND HILLS PL, ROTONDA WEST, FL, 33947		1.00	73.90	0.00	34.11	0.00	1.00	108.01
	129077	Camera/Video		10/02/2025	1.00	73.90	0.00	34.11	0.00		108.01
	Work Order 129077 Total		87 OAKLAND HILLS PL, ROTONDA WEST, FL, 33947		1.00	73.90	0.00	34.11	0.00	1.00	108.01
	129079	Camera/Video		10/02/2025	2.00	147.80	0.00	68.22	0.00		216.02
	Work Order 129079 Total		9 GOLFVIEW PL, ROTONDA WEST, FL, 33947		2.00	147.80	0.00	68.22	0.00	2.00	216.02

Monthly Funding Report

START DATE:

10/01/2025

END DATE:

12/31/2025

Rotonda West Street and Drainage Unit

Project	WO Number	WO Description	Location	Date Worked	Labor Hours	Labor Cost	Materials Cost	Equip. Cost	Contractor Cost	Work Accompl	Total Cost
	129083	Camera/Video		10/02/2025	2.00	147.80	0.00	68.22	0.00		216.02
	Work Order 129083 Total		25 GOLFOVIEW RD S, ROTONDA WEST, FL, 33947		2.00	147.80	0.00	68.22	0.00	1.00	216.02
	129097	Camera/Video		10/02/2025	2.00	147.80	0.00	68.22	0.00		216.02
	Work Order 129097 Total		52 GOLFOVIEW RD N, ROTONDA WEST, FL, 33947		2.00	147.80	0.00	68.22	0.00	1.00	216.02
	129100	Camera/Video		10/07/2025	1.00	73.90	0.00	34.11	0.00		108.01
	Work Order 129100 Total		31 OAKLAND HILLS CT, ROTONDA WEST, FL, 33947		1.00	73.90	0.00	34.11	0.00	1.00	108.01
	129105	Camera/Video		10/02/2025	1.00	73.90	0.00	34.11	0.00		108.01
	Work Order 129105 Total		30 OAKLAND HILLS CT, ROTONDA WEST, FL, 33947		1.00	73.90	0.00	34.11	0.00	1.00	108.01
	129109	Camera/Video		10/02/2025	1.00	73.90	0.00	34.11	0.00		108.01
	Work Order 129109 Total		294 ANNAPOLIS LN, ROTONDA WEST, FL, 33947		1.00	73.90	0.00	34.11	0.00	1.00	108.01
	129120	Camera/Video		10/02/2025	1.00	73.90	0.00	34.11	0.00		108.01
	Work Order 129120 Total		289 ANNAPOLIS LN, ROTONDA WEST, FL, 33947		1.00	73.90	0.00	34.11	0.00	1.00	108.01
	129130	Camera/Video		10/02/2025	1.00	73.90	0.00	34.11	0.00		108.01
	Work Order 129130 Total		161 ANNAPOLIS LN, ROTONDA WEST, FL, 33947		1.00	73.90	0.00	34.11	0.00	1.00	108.01

Monthly Funding Report

START DATE:

10/01/2025

END DATE:

12/31/2025

Rotonda West Street and Drainage Unit

Project	WO Number	WO Description	Location	Date Worked	Labor Hours	Labor Cost	Materials Cost	Equip. Cost	Contractor Cost	Work Accomp	Total Cost
	129134	Camera/Video		10/02/2025	2.00	147.80	0.00	34.11	0.00		181.91
	Work Order 129134 Total		84 ANNAPOLIS LN, ROTONDA WEST, FL, 33947		2.00	147.80	0.00	34.11	0.00	1.00	181.91
	131347	Camera/Video		10/20/2025	2.00	147.80	0.00	68.22	0.00		216.02
	Work Order 131347 Total		122 BROADMOOR LN, FL, 33947		2.00	147.80	0.00	68.22	0.00	1.00	216.02
	131351	Camera/Video		10/20/2025	2.00	147.80	0.00	68.22	0.00		216.02
	Work Order 131351 Total		17 BROADMOOR LN, ROTONDA WEST, FL, 33947		2.00	147.80	0.00	68.22	0.00	1.00	216.02
	131546	Camera/Video		10/21/2025	2.00	147.80	0.00	68.22	0.00		216.02
	Work Order 131546 Total		97 BOUNDARY BLVD		2.00	147.80	0.00	68.22	0.00	1.00	216.02
	134120	Camera/Video		11/04/2025	4.00	295.60	0.00	136.44	0.00		432.04
	Work Order 134120 Total		33 CLUBHOUSE PL, ROTONDA WEST, FL, 33947		4.00	295.60	0.00	136.44	0.00	1.00	432.04
	Camera/Video Total				31.00	2,290.90	0.00	1,023.30	0.00	24.00	3,314.20
	109491	Concrete Catch Basin Repair		10/03/2025	0.00	0.00	27.00	0.00	0.00		27.00
	Work Order 109491 Total		11 MARINER LN, Charlotte, FL, 33947		0.00	0.00	27.00	0.00	0.00	2.00	27.00
	110871	Concrete Catch Basin Repair		10/03/2025	0.00	0.00	312.50	0.00	0.00		312.50
	Work Order 110871 Total		61 MARINER LN, FL, 33947		0.00	0.00	312.50	0.00	0.00	2.00	312.50

Monthly Funding Report

START DATE:

10/01/2025

END DATE:

12/31/2025

Rotonda West Street and Drainage Unit

Project	WO Number	WO Description	Location	Date Worked	Labor Hours	Labor Cost	Materials Cost	Equip. Cost	Contractor Cost	Work Accomp	Total Cost
	111124	Concrete Catch Basin Repair		10/03/2025	0.00	0.00	203.75	0.00	0.00		203.75
	Work Order 111124 Total		109 MARINER LN, FL, 33947		0.00	0.00	203.75	0.00	0.00	2.00	203.75
	111126	Concrete Catch Basin Repair		10/03/2025	0.00	0.00	312.50	0.00	0.00		312.50
	Work Order 111126 Total		188 MARINER LN, Charlotte, FL, 33947		0.00	0.00	312.50	0.00	0.00	2.00	312.50
	116224	Concrete Catch Basin Repair		10/03/2025	0.00	0.00	305.00	0.00	0.00		305.00
	Work Order 116224 Total		210 MARINER LN, Charlotte, FL, 33947		0.00	0.00	305.00	0.00	0.00	2.00	305.00
	116225	Concrete Catch Basin Repair		10/03/2025	0.00	0.00	312.50	0.00	0.00		312.50
	Work Order 116225 Total				0.00	0.00	312.50	0.00	0.00	2.00	312.50
	116226	Concrete Catch Basin Repair		10/20/2025	0.50	35.25	0.00	2.60	0.00		37.85
	116226	Concrete Catch Basin Repair		11/07/2025	0.00	0.00	1,000.00	0.00	0.00		1,000.00
	116226	Concrete Catch Basin Repair		11/10/2025	3.50	251.40	0.00	19.65	0.00		271.05
	116226	Concrete Catch Basin Repair		11/12/2025	21.00	1,400.42	0.00	0.00	0.00		1,400.42
	116226	Concrete Catch Basin Repair		11/14/2025	20.00	1,352.80	0.00	65.50	0.00		1,418.30
	Work Order 116226 Total		55 PARADE CIR, FL, 33947		45.00	3,039.87	1,000.00	87.75	0.00	1.00	4,127.62
	118143	Concrete Catch Basin Repair		10/01/2025	30.00	2,000.60	480.00	150.10	0.00		2,630.70
	118143	Concrete Catch Basin Repair		10/02/2025	25.00	1,680.27	0.00	124.24	0.00		1,804.51
	118143	Concrete Catch Basin Repair		10/07/2025	0.00	0.00	8.41	0.00	0.00		8.41
	Work Order 118143 Total		GOLFVIEW RD, ROTONDA WEST, FL, 33947		55.00	3,680.87	488.41	274.34	0.00	1.00	4,443.62

Monthly Funding Report

START DATE:

10/01/2025

END DATE:

12/31/2025

Rotonda West Street and Drainage Unit

Project	WO Number	WO Description	Location	Date Worked	Labor Hours	Labor Cost	Materials Cost	Equip. Cost	Contractor Cost	Work Accompl	Total Cost
	127420	Concrete Catch Basin Repair		10/20/2025	0.50	35.25	0.00	2.60	0.00		37.85
	127420	Concrete Catch Basin Repair		11/06/2025	12.00	811.68	0.00	39.30	0.00		850.98
	127420	Concrete Catch Basin Repair		11/07/2025	32.00	2,160.18	0.00	217.52	0.00		2,377.70
	127420	Concrete Catch Basin Repair		11/10/2025	3.00	220.79	0.00	0.00	0.00		220.79
	127420	Concrete Catch Basin Repair		11/12/2025	9.00	600.18	0.00	19.65	0.00		619.83
	Work Order 127420 Total		LONG MEADOW RD, ROTONDA WEST, FL, 33947		56.50	3,828.08	0.00	279.07	0.00	0.00	4,107.15
	Concrete Catch Basin Repair Total				156.50	10,548.82	2,961.66	641.15	0.00	14.00	14,151.64
	74083	Contracted - Landscaping		10/01/2025	0.00	0.00	0.00	0.00	13,404.00		13,404.00
	74083	Contracted - Landscaping		12/17/2025	0.00	0.00	0.00	0.00	300.00		300.00
	74083	Contracted - Landscaping		11/21/2025	0.50	43.21	0.00	0.00	0.00		43.21
	74083	Contracted - Landscaping		12/04/2025	0.50	43.21	0.00	0.00	0.00		43.21
	Contract Management Total				1.00	86.41	0.00	0.00	0.00		86.42
	74083	Contracted - Landscaping		10/01/2025	0.25	21.60	0.00	1.04	0.00		22.64
	74083	Contracted - Landscaping		10/02/2025	0.25	21.60	0.00	1.04	0.00		22.64
	74083	Contracted - Landscaping		10/03/2025	0.25	21.60	0.00	1.04	0.00		22.64
	74083	Contracted - Landscaping		10/07/2025	0.25	21.60	0.00	1.04	0.00		22.64
	74083	Contracted - Landscaping		10/08/2025	0.25	21.60	0.00	0.00	0.00		21.60
	74083	Contracted - Landscaping		10/09/2025	0.25	21.60	0.00	1.04	0.00		22.64
	74083	Contracted - Landscaping		10/10/2025	0.25	21.60	0.00	1.04	0.00		22.64
	74083	Contracted - Landscaping		10/16/2025	0.25	21.60	0.00	1.04	0.00		22.64
	74083	Contracted - Landscaping		10/17/2025	0.25	21.60	0.00	1.04	0.00		22.64

Monthly Funding Report

START DATE:

10/01/2025

END DATE:

12/31/2025

Rotonda West Street and Drainage Unit

Project	WO Number	WO Description	Location	Date Worked	Labor Hours	Labor Cost	Materials Cost	Equip. Cost	Contractor Cost	Work Accompl	Total Cost
	74083	Contracted - Landscaping		10/21/2025	0.25	21.60	0.00	1.04	0.00		22.64
	74083	Contracted - Landscaping		10/22/2025	0.25	21.60	0.00	1.04	0.00		22.64
	74083	Contracted - Landscaping		10/23/2025	0.25	21.60	0.00	1.04	0.00		22.64
	74083	Contracted - Landscaping		10/24/2025	0.25	21.60	0.00	1.04	0.00		22.64
	74083	Contracted - Landscaping		10/28/2025	0.25	21.60	0.00	1.04	0.00		22.64
	74083	Contracted - Landscaping		10/29/2025	0.25	21.60	0.00	1.04	0.00		22.64
	74083	Contracted - Landscaping		11/04/2025	0.25	21.60	0.00	1.10	0.00		22.71
	74083	Contracted - Landscaping		11/05/2025	0.25	21.60	0.00	1.10	0.00		22.71
	74083	Contracted - Landscaping		11/06/2025	0.25	21.60	0.00	1.10	0.00		22.71
	74083	Contracted - Landscaping		11/07/2025	0.25	21.60	0.00	1.10	0.00		22.71
	74083	Contracted - Landscaping		11/18/2025	0.25	21.60	0.00	0.00	0.00		21.60
	74083	Contracted - Landscaping		11/19/2025	0.25	21.60	0.00	0.00	0.00		21.60
	74083	Contracted - Landscaping		11/20/2025	0.25	21.60	0.00	0.00	0.00		21.60
	74083	Contracted - Landscaping		11/21/2025	0.25	21.60	0.00	0.00	0.00		21.60
	74083	Contracted - Landscaping		12/02/2025	0.25	21.60	0.00	0.00	0.00		21.60
	74083	Contracted - Landscaping		12/03/2025	0.25	21.60	0.00	0.00	0.00		21.60
	74083	Contracted - Landscaping		12/04/2025	0.25	21.60	0.00	0.00	0.00		21.60
	74083	Contracted - Landscaping		12/05/2025	0.25	21.60	0.00	0.00	0.00		21.60
	74083	Contracted - Landscaping		12/09/2025	0.25	21.60	0.00	0.00	0.00		21.60
	74083	Contracted - Landscaping		12/10/2025	0.25	21.60	0.00	0.00	0.00		21.60
	74083	Contracted - Landscaping		12/11/2025	0.25	21.60	0.00	0.00	0.00		21.60
	74083	Contracted - Landscaping		12/12/2025	0.25	21.60	0.00	0.00	0.00		21.60
	74083	Contracted - Landscaping		12/16/2025	0.25	21.60	0.00	0.00	0.00		21.60

Monthly Funding Report

START DATE:

10/01/2025

END DATE:

12/31/2025

Rotonda West Street and Drainage Unit

Project	WO Number	WO Description	Location	Date Worked	Labor Hours	Labor Cost	Materials Cost	Equip. Cost	Contractor Cost	Work Accomp	Total Cost	
	74083	Contracted - Landscaping		12/17/2025	0.25	21.60	0.00	1.10	0.00		22.71	
	74083	Contracted - Landscaping		12/18/2025	0.25	21.60	0.00	1.10	0.00		22.71	
		Contract Inspection Total				8.50	734.49	0.00	21.18	0.00	755.62	
	Work Order 74083 Total	West County Landscape Maintenance				9.50	820.90	0.00	21.18	13,704.00	0.00	14,546.04
#24-030 Landscape Maintenance ROW - West County												
		Contracted - Landscaping Total				9.50	820.90	0.00	21.18	13,704.00	0.00	14,546.04
	47898	Contracted Pipe Lining		10/06/2025	0.25	21.60	0.00	1.04	0.00		22.64	
	47898	Contracted Pipe Lining		10/14/2025	0.33	28.80	0.00	1.39	0.00		30.19	
	47898	Contracted Pipe Lining		10/21/2025	0.33	28.80	0.00	1.39	0.00		30.19	
	47898	Contracted Pipe Lining		10/22/2025	0.33	28.80	0.00	0.00	0.00		28.80	
	47898	Contracted Pipe Lining		10/23/2025	0.00	0.00	0.00	1.39	0.00		1.39	
	47898	Contracted Pipe Lining		10/28/2025	0.33	28.80	0.00	1.39	0.00		30.19	
		Contract Inspection Total				1.58	136.82	0.00	6.59	0.00	143.40	
	47898	Contracted Pipe Lining		10/09/2025	0.17	14.40	0.00	0.00	0.00		14.40	
		Contract Management Total				0.17	14.40	0.00	0.00	0.00	14.40	
	Work Order 47898 Total	6 BUNKER CIR, ROTONDA WEST, FL				1.75	151.22	0.00	6.59	0.00	0.00	157.81
#22-547 FY23 Stormwater Collection System Rehab												
		Contracted Pipe Lining Total				1.75	151.22	0.00	6.59	0.00	0.00	157.81
	129150	Contracted Work		10/01/2025	0.00	0.00	0.00	0.00	1,417.00		1,417.00	
	129150	Contracted Work		11/03/2025	0.00	0.00	0.00	0.00	3,597.00		3,597.00	
	129150	Contracted Work		12/17/2025	0.00	0.00	0.00	0.00	1,417.00		1,417.00	
	129150	Contracted Work		10/22/2025	0.25	21.60	0.00	0.00	0.00		21.60	

Monthly Funding Report

START DATE:

10/01/2025

END DATE:

12/31/2025

Rotonda West Street and Drainage Unit

Project	WO Number	WO Description	Location	Date Worked	Labor Hours	Labor Cost	Materials Cost	Equip. Cost	Contractor Cost	Work Accompl	Total Cost
Contract Management Total					0.25	21.60	0.00	0.00	0.00		21.60
Work Order 129150 Total					0.25	21.60	0.00	0.00	6,431.00	0.00	6,452.60
#25-440 West County - Safety Mowing											
Contracted Work Total					0.25	21.60	0.00	0.00	6,431.00	0.00	6,452.60
136118		Contracted Work - Inspection		11/17/2025	0.50	37.87	0.00	2.21	0.00		40.08
Work Order 136118 Total					0.50	37.87	0.00	2.21	0.00	0.50	40.08
#22-530 Safety Mowing - West County											
Contracted Work - Inspection Total					0.50	37.87	0.00	2.21	0.00	0.50	40.08
138128		Drainage Maintenance - Swale Grading		12/02/2025	15.75	1,097.94	0.00	148.11	0.00		1,246.05
Work Order 138128 Total					15.75	1,097.94	0.00	148.11	0.00	2,500.00	1,246.05
Drainage Maintenance - Swale Grading Total					15.75	1,097.94	0.00	148.11	0.00	2,500.00	1,246.05
130318		GIS Update		10/14/2025	0.25	18.48	0.00	0.00	0.00		18.48
Work Order 130318 Total					0.25	18.48	0.00	0.00	0.00	1.00	18.48
131498		GIS Update		10/21/2025	0.25	18.48	0.00	0.00	0.00		18.48
Work Order 131498 Total					0.25	18.48	0.00	0.00	0.00	1.00	18.48
132177		GIS Update		10/24/2025	0.50	36.95	0.00	0.00	0.00		36.95
Work Order 132177 Total					0.50	36.95	0.00	0.00	0.00	4.00	36.95

Monthly Funding Report

START DATE:

10/01/2025

END DATE:

12/31/2025

Rotonda West Street and Drainage Unit

Project	WO Number	WO Description	Location	Date Worked	Labor Hours	Labor Cost	Materials Cost	Equip. Cost	Contractor Cost	Work Accomp	Total Cost
	133902	GIS Update		11/04/2025	0.25	18.48	0.00	0.00	0.00		18.48
	Work Order 133902 Total		7 BROADMOOR LN, ROTONDA WEST, FL, 33947		0.25	18.48	0.00	0.00	0.00	1.00	18.48
	137324	GIS Update		12/04/2025	0.50	36.95	0.00	0.00	0.00		36.95
	Work Order 137324 Total				0.50	36.95	0.00	0.00	0.00	2.00	36.95
	138255	GIS Update		12/02/2025	0.25	18.48	0.00	0.00	0.00		18.48
	Work Order 138255 Total		58 LONG MEADOW CT, ROTONDA WEST, FL, 33947		0.25	18.48	0.00	0.00	0.00	1.00	18.48
	139654	GIS Update		12/09/2025	0.25	18.48	0.00	0.00	0.00		18.48
	Work Order 139654 Total		159 MEDALIST RD, FL, 33947		0.25	18.48	0.00	0.00	0.00	1.00	18.48
	140774	GIS Update		12/16/2025	0.50	36.95	0.00	0.00	0.00		36.95
	Work Order 140774 Total		61 MARINER LN, ROTONDA WEST, FL, 33947		0.50	36.95	0.00	0.00	0.00	3.00	36.95
	140914	GIS Update		12/17/2025	0.25	18.48	0.00	0.00	0.00		18.48
	Work Order 140914 Total		8 LONG MEADOW RD, ROTONDA WEST, FL, 33947		0.25	18.48	0.00	0.00	0.00	1.00	18.48
	GIS Update Total				3.00	221.70	0.00	0.00	0.00	15.00	221.73
	122370	Investigation		10/15/2025	1.00	75.74	0.00	4.16	0.00		79.90
	Work Order 122370 Total		103 BUNKER RD, ROTONDA WEST, FL, 33947		1.00	75.74	0.00	4.16	0.00	1.00	79.90

Monthly Funding Report

START DATE:

10/01/2025

END DATE:

12/31/2025

Rotonda West Street and Drainage Unit

Project	WO Number	WO Description	Location	Date Worked	Labor Hours	Labor Cost	Materials Cost	Equip. Cost	Contractor Cost	Work Accompl	Total Cost
	122393	Investigation		10/16/2025	1.50	113.61	0.00	6.24	0.00		119.85
	Work Order 122393 Total		1148 ROTONDA CIR, ROTONDA WEST, FL, 33947		1.50	113.61	0.00	6.24	0.00	1.00	119.85
	122845	Investigation		10/21/2025	2.00	151.48	0.00	8.32	0.00		159.80
	Work Order 122845 Total		213 MARKER RD, ROTONDA WEST, FL, 33947		2.00	151.48	0.00	8.32	0.00	1.00	159.80
	123420	Investigation		10/23/2025	1.00	75.74	0.00	4.16	0.00		79.90
	Work Order 123420 Total		MEDALIST RD & ROTONDA CIR, ROTONDA WEST, FL, 33947		1.00	75.74	0.00	4.16	0.00	1.00	79.90
	125197	Investigation		11/03/2025	1.00	75.74	0.00	4.41	0.00		80.15
	Work Order 125197 Total		7 BROADMOOR LN, ROTONDA WEST, FL, 33947		1.00	75.74	0.00	4.41	0.00	1.00	80.15
	125860	Investigation		11/05/2025	1.50	113.61	0.00	6.62	0.00		120.23
	Work Order 125860 Total		62 OAKLAND HILLS PL, ROTONDA WEST, FL, 33947		1.50	113.61	0.00	6.62	0.00	1.00	120.23
	125961	Investigation		10/31/2025	1.00	69.34	0.00	2.38	0.00		71.72
	Work Order 125961 Total		279 MARINER LN, ROTONDA WEST, FL, 33947		1.00	69.34	0.00	2.38	0.00	1.00	71.72
	128416	Investigation		12/04/2025	1.50	113.61	0.00	6.62	0.00		120.23
	Work Order 128416 Total		114 WHITE MARSH LN, ROTONDA WEST, FL, 33947		1.50	113.61	0.00	6.62	0.00	1.00	120.23

Monthly Funding Report

START DATE:

10/01/2025

END DATE:

12/31/2025

Rotonda West Street and Drainage Unit

Project	WO Number	WO Description	Location	Date Worked	Labor Hours	Labor Cost	Materials Cost	Equip. Cost	Contractor Cost	Work Accompl	Total Cost
	128883	Investigation		12/04/2025	1.50	113.61	0.00	6.62	0.00		120.23
	Work Order 128883 Total		1022 BOUNDARY BLVD, ROTONDA WEST, FL, 33947		1.50	113.61	0.00	6.62	0.00	1.00	120.23
	131334	Investigation		10/19/2025	3.00	221.70	0.00	14.25	0.00		235.95
	Work Order 131334 Total		33 CLUBHOUSE PL, ROTONDA WEST, FL, 33947		3.00	221.70	0.00	14.25	0.00	1.00	235.95
	132890	Investigation		12/17/2025	1.50	113.61	0.00	6.62	0.00		120.23
	Work Order 132890 Total		4 LONG MEADOW RD, ROTONDA WEST, FL, 33947		1.50	113.61	0.00	6.62	0.00	1.00	120.23
	Investigation Total				16.50	1,237.79	0.00	70.38	0.00	11.00	1,308.19
	138087	Major Outfall Maintenance - Menzi		12/01/2025	0.32	23.65	0.00	17.63	0.00		41.27
	138087	Major Outfall Maintenance - Menzi		12/02/2025	0.61	45.19	0.00	35.60	0.00		80.79
	138087	Major Outfall Maintenance - Menzi		12/03/2025	0.61	45.19	0.00	35.60	0.00		80.79
	138087	Major Outfall Maintenance - Menzi		12/04/2025	0.63	47.29	0.00	35.72	0.00		83.01
	138087	Major Outfall Maintenance - Menzi		12/08/2025	0.63	47.29	0.00	35.72	0.00		83.01
	138087	Major Outfall Maintenance - Menzi		12/09/2025	0.71	51.20	0.00	6.74	0.00		57.94
	Work Order 138087 Total		107 BOUNDARY BLVD, ROTONDA WEST, FL, 33947		3.50	259.82	0.00	167.00	0.00	22,450.00	426.83
	Major Outfall Maintenance - Menzi Total				3.50	259.82	0.00	167.00	0.00	22,450.00	426.83
	132824	Miscellaneous		10/28/2025	4.00	259.12	0.00	10.38	0.00		269.50
	132824	Miscellaneous		10/29/2025	4.00	259.12	0.00	10.38	0.00		269.50
	Work Order 132824 Total				8.00	518.24	0.00	20.76	0.00	1.00	539.00

Monthly Funding Report

START DATE:

10/01/2025

END DATE:

12/31/2025

Rotonda West Street and Drainage Unit

Project	WO Number	WO Description	Location	Date Worked	Labor Hours	Labor Cost	Materials Cost	Equip. Cost	Contractor Cost	Work Accomp	Total Cost	
		Miscellaneous Total				8.00	518.24	0.00	20.76	0.00	1.00	539.00
	128176	MSBU Administrative Work		12/09/2025	0.06	4.62	0.00	0.00	0.00		4.62	
	128176	MSBU Administrative Work		12/10/2025	0.06	4.62	0.00	0.00	0.00		4.62	
	128176	MSBU Administrative Work		10/03/2025	0.06	4.62	0.00	0.00	0.00		4.62	
	128176	MSBU Administrative Work		10/09/2025	0.03	2.31	0.00	0.00	0.00		2.31	
	128176	MSBU Administrative Work		10/10/2025	0.06	4.62	0.00	0.00	0.00		4.62	
	128176	MSBU Administrative Work		10/14/2025	0.03	2.31	0.00	0.00	0.00		2.31	
	128176	MSBU Administrative Work		10/16/2025	0.05	3.46	0.00	0.00	0.00		3.46	
	128176	MSBU Administrative Work		10/21/2025	0.09	6.93	0.00	0.00	0.00		6.93	
	128176	MSBU Administrative Work		10/31/2025	0.06	4.62	0.00	0.00	0.00		4.62	
	128176	MSBU Administrative Work		11/21/2025	0.05	3.46	0.00	0.00	0.00		3.46	
	128176	MSBU Administrative Work		11/25/2025	0.06	4.62	0.00	0.00	0.00		4.62	
	128176	MSBU Administrative Work		11/26/2025	0.06	4.62	0.00	0.00	0.00		4.62	
	128176	MSBU Administrative Work		12/02/2025	0.06	4.62	0.00	0.00	0.00		4.62	
	128176	MSBU Administrative Work		12/04/2025	0.19	13.86	0.00	0.00	0.00		13.86	
	128176	MSBU Administrative Work		12/05/2025	0.06	4.62	0.00	0.00	0.00		4.62	
	128176	MSBU Administrative Work		12/12/2025	0.06	4.62	0.00	0.00	0.00		4.62	
	128176	MSBU Administrative Work		12/16/2025	0.03	2.31	0.00	0.00	0.00		2.31	
		Administrative Time Total				0.97	71.59	0.00	0.00	0.00		71.59
	128176	MSBU Administrative Work		12/11/2025	0.31	23.09	0.00	0.00	0.00		23.09	
		MSBU Meeting Total				0.31	23.09	0.00	0.00	0.00		23.09

Monthly Funding Report

START DATE:

10/01/2025

END DATE:

12/31/2025

Rotonda West Street and Drainage Unit

Project	WO Number	WO Description	Location	Date Worked	Labor Hours	Labor Cost	Materials Cost	Equip. Cost	Contractor Cost	Work Accomp	Total Cost
	128176	MSBU Administrative Work		12/12/2025	0.25	18.48	0.00	0.00	0.00		18.48
		MSBU Minutes Total			0.25	18.48	0.00	0.00	0.00		18.48
	Work Order 128176 Total				1.66	122.40	0.00	0.00	0.00	0.00	122.40
	128177	MSBU Administrative Work		12/09/2025	0.09	6.72	0.00	0.00	0.00		6.72
	128177	MSBU Administrative Work		10/09/2025	0.05	3.36	0.00	0.00	0.00		3.36
	128177	MSBU Administrative Work		10/14/2025	0.09	6.72	0.00	0.00	0.00		6.72
	128177	MSBU Administrative Work		10/15/2025	0.09	6.72	0.00	0.00	0.00		6.72
	128177	MSBU Administrative Work		10/16/2025	0.14	10.08	0.00	0.00	0.00		10.08
	128177	MSBU Administrative Work		10/23/2025	0.14	10.08	0.00	0.00	0.00		10.08
	128177	MSBU Administrative Work		10/24/2025	0.09	6.72	0.00	0.00	0.00		6.72
	128177	MSBU Administrative Work		10/28/2025	0.07	5.04	0.00	0.00	0.00		5.04
	128177	MSBU Administrative Work		10/30/2025	0.05	3.36	0.00	0.00	0.00		3.36
	128177	MSBU Administrative Work		10/31/2025	0.07	5.04	0.00	0.00	0.00		5.04
	128177	MSBU Administrative Work		11/20/2025	0.07	5.04	0.00	0.00	0.00		5.04
	128177	MSBU Administrative Work		11/26/2025	0.09	6.72	0.00	0.00	0.00		6.72
	128177	MSBU Administrative Work		12/02/2025	0.07	5.04	0.00	0.00	0.00		5.04
	128177	MSBU Administrative Work		12/16/2025	0.05	3.36	0.00	0.00	0.00		3.36
		Administrative Time Total			1.05	77.26	0.00	0.00	0.00		77.26
	128177	MSBU Administrative Work		10/30/2025	0.36	26.87	0.00	0.00	0.00		26.87
		MSBU Meeting Total			0.36	26.87	0.00	0.00	0.00		26.87
	128177	MSBU Administrative Work		11/26/2025	0.18	13.44	0.00	0.00	0.00		13.44
		MSBU Minutes Total			0.18	13.44	0.00	0.00	0.00		13.44

Monthly Funding Report

START DATE:

10/01/2025

END DATE:

12/31/2025

Rotonda West Street and Drainage Unit

Project	WO Number	WO Description	Location	Date Worked	Labor Hours	Labor Cost	Materials Cost	Equip. Cost	Contractor Cost	Work Accomp	Total Cost
Work Order 128177 Total					1.68	124.29	0.00	0.00	0.00	0.00	124.29
MSBU Administrative Work Total					3.34	246.68	0.00	0.00	0.00	0.00	246.69
128356		Open Road Cut Road Repair		10/02/2025	12.75	896.48	0.00	88.86	0.00		985.34
128356		Open Road Cut Road Repair		10/07/2025	0.00	0.00	92.00	0.00	0.00		92.00
Work Order 128356 Total					12.75	896.48	92.00	88.86	0.00	1.00	1,077.34
			118 ROTONDA CIR, Charlotte, FL, 33947								
139189		Open Road Cut Road Repair		12/11/2025	30.00	2,076.20	90.56	289.60	0.00		2,456.36
Work Order 139189 Total					30.00	2,076.20	90.56	289.60	0.00	5.00	2,456.36
			11 SPORTSMAN CIR, FL, 33947								
Open Road Cut Road Repair Total					42.75	2,972.68	182.56	378.46	0.00	6.00	3,533.70
5211		Project Management		10/15/2025	1.00	86.41	0.00	0.00	0.00		86.41
5211		Project Management		10/17/2025	1.00	86.41	0.00	0.00	0.00		86.41
5211		Project Management		10/22/2025	1.00	86.41	0.00	0.00	0.00		86.41
5211		Project Management		10/24/2025	1.00	86.41	0.00	0.00	0.00		86.41
5211		Project Management		10/29/2025	1.00	93.24	0.00	0.00	0.00		93.24
5211		Project Management		10/30/2025	2.00	172.82	0.00	0.00	0.00		172.82
5211		Project Management		10/31/2025	2.00	179.65	0.00	0.00	0.00		179.65
5211		Project Management		11/06/2025	1.00	86.41	0.00	0.00	0.00		86.41
Work Order 5211 Total					10.00	877.76	0.00	0.00	0.00	0.00	877.76
			Rotonda Rehabilitation #4 014101, 014107, 014104								
c410517 - Rotonda West Bridge Rehabilitation											
5212		Project Management		10/01/2025	3.00	244.72	0.00	8.32	0.00		253.04
5212		Project Management		10/02/2025	4.00	324.30	0.00	8.32	0.00		332.62

Monthly Funding Report

START DATE:

10/01/2025

END DATE:

12/31/2025

Rotonda West Street and Drainage Unit

Project	WO Number	WO Description	Location	Date Worked	Labor Hours	Labor Cost	Materials Cost	Equip. Cost	Contractor Cost	Work Accompl	Total Cost	
	5212	Project Management		10/03/2025	3.00	237.89	0.00	8.32	0.00		246.21	
	5212	Project Management		10/06/2025	2.00	151.48	0.00	8.32	0.00		159.80	
	5212	Project Management		10/07/2025	4.00	313.63	0.00	12.48	0.00		326.11	
	5212	Project Management		10/08/2025	2.00	151.48	0.00	8.32	0.00		159.80	
	5212	Project Management		10/09/2025	3.00	227.22	0.00	12.48	0.00		239.70	
	5212	Project Management		10/10/2025	4.00	313.63	0.00	12.48	0.00		326.11	
	5212	Project Management		10/13/2025	3.00	227.22	0.00	12.48	0.00		239.70	
	5212	Project Management		10/14/2025	4.00	313.63	0.00	12.48	0.00		326.11	
	5212	Project Management		10/15/2025	3.00	227.22	0.00	12.48	1,528.00		1,767.70	
	5212	Project Management		10/16/2025	4.00	313.63	0.00	12.48	0.00		326.11	
	5212	Project Management		10/17/2025	4.00	320.46	0.00	12.48	0.00		332.94	
	5212	Project Management		10/20/2025	2.00	151.48	0.00	8.32	0.00		159.80	
	5212	Project Management		10/21/2025	1.00	86.41	0.00	0.00	0.00		86.41	
	5212	Project Management		10/23/2025	1.00	86.41	0.00	0.00	0.00		86.41	
	5212	Project Management		10/28/2025	1.00	86.41	0.00	0.00	0.00		86.41	
	5212	Project Management		10/29/2025	1.00	93.24	0.00	0.00	0.00		93.24	
	5212	Project Management		10/30/2025	3.00	266.06	0.00	0.00	0.00		266.06	
	5212	Project Management		10/31/2025	1.00	86.41	0.00	0.00	0.00		86.41	
	5212	Project Management		11/05/2025	1.00	86.41	0.00	0.00	0.00		86.41	
	5212	Project Management		11/14/2025	1.00	86.41	0.00	0.00	0.00		86.41	
	5212	Project Management		11/18/2025	1.00	86.41	0.00	0.00	0.00		86.41	
Work Order 5212 Total		Rotonda Rehabilitation #5 014060, 014063, 014100				56.00	4,482.16	0.00	149.76	1,528.00	0.00	6,159.92

c410517 - Rotonda West Bridge Rehabilitation

Monthly Funding Report

START DATE:

10/01/2025

END DATE:

12/31/2025

Rotonda West Street and Drainage Unit

Project	WO Number	WO Description	Location	Date Worked	Labor Hours	Labor Cost	Materials Cost	Equip. Cost	Contractor Cost	Work Accomp	Total Cost
	25417	Project Management		10/01/2025	4.00	337.96	0.00	8.32	0.00		346.28
	25417	Project Management		10/02/2025	4.00	331.13	0.00	8.32	0.00		339.45
	25417	Project Management		10/03/2025	3.00	237.89	0.00	8.32	0.00		246.21
	25417	Project Management		10/06/2025	2.00	151.48	0.00	8.32	0.00		159.80
	25417	Project Management		10/09/2025	2.00	172.82	0.00	0.00	0.00		172.82
	25417	Project Management		10/14/2025	1.00	86.41	0.00	0.00	0.00		86.41
	25417	Project Management		10/17/2025	1.00	86.41	0.00	0.00	0.00		86.41
	25417	Project Management		10/21/2025	1.00	86.41	0.00	0.00	0.00		86.41
	25417	Project Management		10/24/2025	1.00	86.41	0.00	0.00	0.00		86.41
	25417	Project Management		10/28/2025	1.00	86.41	0.00	0.00	0.00		86.41
	25417	Project Management		10/30/2025	1.00	93.24	0.00	0.00	0.00		93.24
	25417	Project Management		10/31/2025	1.00	86.41	0.00	0.00	0.00		86.41
	25417	Project Management		11/13/2025	1.00	86.41	0.00	0.00	0.00		86.41
	Work Order 25417 Total		Rotonda Rehabilitation #6 014105 and 014106		23.00	1,929.39	0.00	33.28	0.00	0.00	1,962.67
c410517 - Rotonda West Bridge Rehabilitation											
	34408	Project Management		10/09/2025	0.75	64.81	0.00	3.12	0.00		67.93
				Project Inspection Total	0.75	64.81	0.00	3.12	0.00		67.93
	Work Order 34408 Total		Rotonda West Sweeping		0.75	64.81	0.00	3.12	0.00	0.00	67.93
#24-206 Street Sweeping											
	70599	Project Management		11/04/2025	2.00	172.82	0.00	8.82	0.00		181.64
	70599	Project Management		11/07/2025	2.00	172.82	0.00	8.82	0.00		181.64
	70599	Project Management		11/14/2025	2.50	216.02	0.00	11.02	0.00		227.05
	70599	Project Management		11/18/2025	2.00	172.82	0.00	8.82	0.00		181.64

Rotonda West Street and Drainage Unit

Project	WO Number	WO Description	Location	Date Worked	Labor Hours	Labor Cost	Materials Cost	Equip. Cost	Contractor Cost	Work Accomp	Total Cost
	70599	Project Management		11/19/2025	3.00	259.23	0.00	13.23	0.00		272.46
	70599	Project Management		11/25/2025	2.00	172.82	0.00	8.82	0.00		181.64
	70599	Project Management		11/26/2025	2.00	172.82	0.00	8.82	0.00		181.64
		Site Visits Total			15.48	1,339.34	0.00	68.35	0.00		1,407.69
	70599	Project Management		10/01/2025	4.00	302.96	0.00	33.28	0.00		336.24
	70599	Project Management		10/06/2025	11.50	871.01	0.00	47.84	0.00		918.85
	70599	Project Management		10/07/2025	11.50	871.01	0.00	47.84	0.00		918.85
	70599	Project Management		10/08/2025	11.50	871.01	0.00	47.84	0.00		918.85
	70599	Project Management		10/09/2025	11.00	833.14	0.00	45.76	0.00		878.90
	70599	Project Management		10/10/2025	2.00	151.48	0.00	8.32	0.00		159.80
	70599	Project Management		10/13/2025	7.50	568.05	0.00	31.20	0.00		599.25
	70599	Project Management		10/14/2025	10.00	757.40	0.00	41.60	0.00		799.00
	70599	Project Management		10/15/2025	10.50	795.27	0.00	43.68	0.00		838.95
	70599	Project Management		10/20/2025	13.50	1,022.49	0.00	56.16	0.00		1,078.65
	70599	Project Management		10/21/2025	12.00	908.88	0.00	49.92	0.00		958.80
	70599	Project Management		10/22/2025	11.50	871.01	0.00	47.84	0.00		918.85
	70599	Project Management		10/23/2025	10.50	795.27	0.00	43.68	0.00		838.95
	70599	Project Management		10/24/2025	9.25	700.59	0.00	38.48	0.00		739.08
	70599	Project Management		10/27/2025	9.50	719.53	0.00	39.52	0.00		759.05
	70599	Project Management		10/28/2025	11.50	871.01	0.00	47.84	0.00		918.85
	70599	Project Management		10/29/2025	9.50	719.53	0.00	39.52	0.00		759.05
	70599	Project Management		10/30/2025	12.00	908.88	0.00	49.92	0.00		958.80
	70599	Project Management		10/31/2025	10.75	814.20	0.00	44.72	0.00		858.93

Monthly Funding Report

START DATE:

10/01/2025

END DATE:

12/31/2025

Rotonda West Street and Drainage Unit

Project	WO Number	WO Description	Location	Date Worked	Labor Hours	Labor Cost	Materials Cost	Equip. Cost	Contractor Cost	Work Accompl	Total Cost
	70599	Project Management		11/03/2025	8.00	605.92	0.00	35.28	0.00		641.20
	70599	Project Management		11/04/2025	8.00	605.92	0.00	35.28	0.00		641.20
	70599	Project Management		11/05/2025	11.50	871.01	0.00	50.71	0.00		921.73
	70599	Project Management		11/06/2025	10.00	757.40	0.00	44.10	0.00		801.50
	70599	Project Management		11/07/2025	10.00	757.40	0.00	0.00	0.00		757.40
	70599	Project Management		11/08/2025	0.00	0.00	0.00	44.10	0.00		44.10
	70599	Project Management		11/17/2025	10.00	757.40	0.00	44.10	0.00		801.50
	70599	Project Management		11/18/2025	10.25	776.33	0.00	45.20	0.00		821.54
	70599	Project Management		11/19/2025	21.25	1,609.47	0.00	92.61	0.00		1,702.09
	70599	Project Management		11/20/2025	9.75	738.46	0.00	44.10	0.00		782.57
	70599	Project Management		11/21/2025	10.50	795.27	0.00	46.30	0.00		841.58
	70599	Project Management		11/24/2025	8.25	624.85	0.00	36.38	0.00		661.24
	70599	Project Management		11/25/2025	9.75	738.46	0.00	42.99	0.00		781.46
	70599	Project Management		11/26/2025	8.50	643.79	0.00	37.48	0.00		681.28
	70599	Project Management		12/01/2025	8.00	605.92	0.00	35.28	0.00		641.20
	70599	Project Management		12/02/2025	8.00	605.92	0.00	35.28	0.00		641.20
	70599	Project Management		12/03/2025	8.00	605.92	0.00	35.28	0.00		641.20
	70599	Project Management		12/04/2025	8.00	605.92	0.00	35.28	0.00		641.20
	70599	Project Management		12/08/2025	8.00	605.92	0.00	35.28	0.00		641.20
	70599	Project Management		12/09/2025	12.00	908.88	0.00	52.92	0.00		961.80
	70599	Project Management		12/10/2025	9.50	719.53	0.00	41.89	0.00		761.43
	70599	Project Management		12/11/2025	19.25	1,457.99	0.00	84.89	0.00		1,542.89
	70599	Project Management		12/12/2025	16.75	1,268.64	0.00	73.87	0.00		1,342.51

Monthly Funding Report

START DATE:

10/01/2025

END DATE:

12/31/2025

Rotonda West Street and Drainage Unit

Project	WO Number	WO Description	Location	Date Worked	Labor Hours	Labor Cost	Materials Cost	Equip. Cost	Contractor Cost	Work Accompl	Total Cost
	70599	Project Management		12/15/2025	15.25	1,155.03	0.00	67.25	0.00		1,222.29
	70599	Project Management		12/16/2025	8.00	605.92	0.00	35.28	0.00		641.20
	70599	Project Management		12/17/2025	6.00	454.44	0.00	26.46	0.00		480.90
	70599	Project Management		12/18/2025	7.50	568.05	0.00	33.07	0.00		601.13
	70599	Project Management		12/19/2025	5.00	378.70	0.00	22.05	0.00		400.75
	Work Order 70599 Total		Rotonda West Paving Program		479.89	36,520.48	0.00	2,085.98	0.00	0.00	38,606.59
cmr2208 Rotonda West Paving											
	Project Management Total				569.64	43,874.60	0.00	2,272.14	1,528.00	0.00	47,674.87
	135204	ROW - Clearing / Haul Debris		11/14/2025	3.50	176.25	0.00	38.20	4.55		219.00
	Work Order 135204 Total		NORMANDY WAY & SWEETWATER DR, ROTONDA WEST, FL, 33947		3.50	176.25	0.00	38.20	4.55	0.11	219.00
	139819	ROW - Clearing / Haul Debris		12/11/2025	2.50	176.25	0.00	38.20	0.00		214.45
	139819	ROW - Clearing / Haul Debris		12/12/2025	0.25	17.63	0.00	3.82	6.20		27.65
	Work Order 139819 Total		SWEETWATER DR & NORMANDY WAY, ROTONDA WEST, FL, 33947		2.75	193.88	0.00	42.02	6.20	0.15	242.10
	ROW - Clearing / Haul Debris Total				6.25	370.13	0.00	80.22	10.75	0.26	461.10
	141035	ROW - Vegetation / Boom Mowing		12/17/2025	0.13	9.25	0.00	2.68	0.00		11.93
	Work Order 141035 Total		CRANE TER, ROTONDA WEST, FL, 33947		0.13	9.25	0.00	2.68	0.00	27,020.00	11.93
	141287	ROW - Vegetation / Boom Mowing		12/18/2025	0.46	32.21	0.00	9.33	0.00		41.54
	Work Order 141287 Total		133 COUGAR WAY, ROTONDA WEST, FL, 33947		0.46	32.21	0.00	9.33	0.00	33,777.00	41.54

Monthly Funding Report

START DATE:

10/01/2025

END DATE:

12/31/2025

Rotonda West Street and Drainage Unit

Project	WO Number	WO Description	Location	Date Worked	Labor Hours	Labor Cost	Materials Cost	Equip. Cost	Contractor Cost	Work Accompl	Total Cost	
		ROW - Vegetation / Boom Mowing Total				0.59	41.46	0.00	12.01	0.00	60,797.00	53.47
	133086	Sign Inspection		10/29/2025	1.00	66.86	0.00	2.59	0.00		69.46	
	Work Order 133086 Total				1.00	66.86	0.00	2.59	0.00	157.00	69.46	
		Sign Inspection Total				1.00	66.86	0.00	2.59	0.00	157.00	69.46
	137322	Sign Installation		11/24/2025	2.00	137.88	70.60	6.55	0.00		215.03	
	Work Order 137322 Total		60 PAR VIEW TER, Charlotte, FL, 33947		2.00	137.88	70.60	6.55	0.00	2.00	215.03	
		Sign Installation Total				2.00	137.88	70.60	6.55	0.00	2.00	215.03
	134388	Sign Maintenance		11/05/2025	0.17	11.49	0.47	1.09	0.00		13.05	
	Work Order 134388 Total		8 BILL CT, Charlotte, FL, 33946		0.17	11.49	0.47	1.09	0.00	61.00	13.05	
		Sign Maintenance Total				0.17	11.49	0.47	1.09	0.00	61.00	13.05
	94561	Small Pipe Install (Pipes 31" And Under)		10/07/2025	5.00	352.50	0.00	63.85	0.00		416.35	
	Work Order 94561 Total		93 MARINER LN, Charlotte, FL, 33947		5.00	352.50	0.00	63.85	0.00	40.00	416.35	
	139187	Small Pipe Install (Pipes 31" And Under)		12/08/2025	17.00	1,164.43	0.00	81.56	0.00		1,245.99	
	139187	Small Pipe Install (Pipes 31" And Under)		12/09/2025	50.00	3,413.40	1,493.66	447.70	0.00		5,354.76	
	Work Order 139187 Total		159 MEDALIST RD, FL, 33947		67.00	4,577.83	1,493.66	529.26	0.00	24.00	6,600.75	

Monthly Funding Report

START DATE:

10/01/2025

END DATE:

12/31/2025

Rotonda West Street and Drainage Unit

Project	WO Number	WO Description	Location	Date Worked	Labor Hours	Labor Cost	Materials Cost	Equip. Cost	Contractor Cost	Work Accomp	Total Cost
Small Pipe Install (Pipes 31" And Under) Total					72.00	4,930.33	1,493.66	593.11	0.00	64.00	7,017.10
129035		Street Light Repair		10/06/2025	2.00	197.58	0.00	36.06	0.00		233.64
Work Order 129035 Total			ROTONDA BLVD W, ENGLEWOOD, FL, 34224		2.00	197.58	0.00	36.06	0.00	26.00	233.64
Street Light Repair Total					2.00	197.58	0.00	36.06	0.00	26.00	233.64
129252		Underground Utility Locates		10/07/2025	4.00	388.92	145.03	16.64	0.00		550.60
Work Order 129252 Total			7000 FLORIDA ST, PUNTA GORDA, FL, 33950		4.00	388.92	145.03	16.64	0.00	9.00	550.60
131640		Underground Utility Locates		10/21/2025	4.33	421.33	0.00	18.03	0.00		439.36
Work Order 131640 Total			7000 FLORIDA ST, PUNTA GORDA, FL, 33950		4.33	421.33	0.00	18.03	0.00	10.00	439.36
132089		Underground Utility Locates		10/23/2025	4.00	388.92	0.00	16.64	0.00		405.56
Work Order 132089 Total			7000 FLORIDA ST, PUNTA GORDA, FL, 33950		4.00	388.92	0.00	16.64	0.00	8.00	405.56
Underground Utility Locates Total					12.33	1,199.17	145.03	51.31	0.00	27.00	1,395.52
65449		Vacuum Culvert Cleaning		12/02/2025	21.50	1,506.49	0.00	554.22	0.00		2,060.70
Work Order 65449 Total			52 LONG MEADOW CT, ROTONDA WEST, FL, 33947		21.50	1,506.49	0.00	554.22	0.00	10.00	2,060.70
66461		Vacuum Culvert Cleaning		10/09/2025	21.50	1,506.49	0.00	465.04	0.00		1,971.53

Monthly Funding Report

START DATE:

10/01/2025

END DATE:

12/31/2025

Rotonda West Street and Drainage Unit

Project	WO Number	WO Description	Location	Date Worked	Labor Hours	Labor Cost	Materials Cost	Equip. Cost	Contractor Cost	Work Accompl	Total Cost
	Work Order 66461 Total		54 GOLFVIEW RD N, ROTONDA WEST, FL, 33947		21.50	1,506.49	0.00	465.04	0.00	10.00	1,971.53
67123		Vacuum Culvert Cleaning		10/14/2025	13.00	911.87	0.00	275.28	0.00		1,187.15
	Work Order 67123 Total		607 ROTONDA CIR, ROTONDA WEST, FL, 33947		13.00	911.87	0.00	275.28	0.00	8.00	1,187.15
67185		Vacuum Culvert Cleaning		10/24/2025	20.00	1,428.40	0.00	458.80	0.00		1,887.20
	Work Order 67185 Total		83 PINEHURST PL, ROTONDA WEST, FL, 33947		20.00	1,428.40	0.00	458.80	0.00	10.00	1,887.20
67665		Vacuum Culvert Cleaning		10/31/2025	14.00	999.88	0.00	321.16	0.00		1,321.04
	Work Order 67665 Total		156 BUNKER CT, ROTONDA WEST, FL, 33947		14.00	999.88	0.00	321.16	0.00	11.00	1,321.04
70994		Vacuum Culvert Cleaning		12/15/2025	23.00	1,608.50	0.00	560.83	0.00		2,169.33
	Work Order 70994 Total		136 FAIRWAY RD, ROTONDA WEST, FL, 33947		23.00	1,608.50	0.00	560.83	0.00	10.00	2,169.33
71540		Vacuum Culvert Cleaning		11/21/2025	4.50	321.39	0.00	123.21	0.00		444.60
	Work Order 71540 Total		207 BOUNDARY BLVD, ROTONDA WEST, FL, 33947		4.50	321.39	0.00	123.21	0.00	4.00	444.60
71856		Vacuum Culvert Cleaning		12/16/2025	23.00	1,608.50	0.00	560.83	0.00		2,169.33
	Work Order 71856 Total		61 MARINER LN, ROTONDA WEST, FL, 33947		23.00	1,608.50	0.00	560.83	0.00	10.00	2,169.33
71968		Vacuum Culvert Cleaning		11/21/2025	9.00	651.15	0.00	223.45	0.00		874.60
	Work Order 71968 Total		PINEHURST RD & MARINER LN, ROTONDA WEST, FL, 33947		9.00	651.15	0.00	223.45	0.00	4.00	874.60

Monthly Funding Report

START DATE:

10/01/2025

END DATE:

12/31/2025

Rotonda West Street and Drainage Unit

Project	WO Number	WO Description	Location	Date Worked	Labor Hours	Labor Cost	Materials Cost	Equip. Cost	Contractor Cost	Work Accomplished	Total Cost
	74196	Vacuum Culvert Cleaning		11/04/2025	15.50	1,110.30	0.00	547.60	0.00		1,657.90
	Work Order 74196 Total		223 BUNKER RD, ROTONDA WEST, FL, 33947		15.50	1,110.30	0.00	547.60	0.00	10.00	1,657.90
	Vacuum Culvert Cleaning Total				165.00	11,652.96	0.00	4,090.41	0.00	87.00	15,743.38
	Rotonda West Street and Drainage Unit Total				1,141.82	84,150.73	4,945.79	9,775.53	21,673.75		120,545.99

