

2019 - 2020

# Capital Improvements Program



Board of County Commissioners

Charlotte County, Florida

**Punta Gorda Charlotte Library**



**Funded from the Sales Tax Extension**

CHARLOTTE COUNTY, FLORIDA

**Charlotte County Commissioners**

Ken Doherty	Chairman
Chris Constance	Commissioner
Bill Truex	Commissioner
Stephen R. Deutsch	Commissioner
Joe Tiseo	Commissioner

**Elected County Officials**

Roger D. Eaton	Clerk of the Circuit Court
Paul L. Polk	Property Appraiser
Bill Prummell	Sheriff
Paul A. Stamoulis	Supervisor of Elections
Vickie Potts	Tax Collector

**Charlotte County Management**

Raymond Sandrock	County Administrator
Kelly Shoemaker	Deputy County Administrator
Hector Flores	Assistant County Administrator
Janette S. Knowlton	County Attorney
Gordon Burger	Director Budget & Administrative Services

Cover photo courtesy of Charlotte County Facilities Construction & Maintenance

CHARLOTTE COUNTY  
CAPITAL IMPROVEMENT PROGRAM  
2020

TABLE OF CONTENTS

	<b>PROJECT</b>	<b>PAGE</b>
<b>INTRODUCTION</b>		<b>A</b>
<b>DESCRIPTION &amp; POLICY</b>		<b>B</b>
<b>CAPITAL IMPROVEMENT PROGRAM SUMMARIES</b>		<b>C</b>
<b>Project Summaries</b>		
CIP Summary Index		
General Government		C-1, 1 - 2
Facilities		C-1, 3 - 4
Library		C-1, 5
Parks		C-1, 6 - 7
Information Technology		C-1, 8
Emergency Medical Services		C-1, 9
Fire Rescue		C-1, 10-11
Sheriff		C-1, 12
Road Improvement		C-1, 13-15
Road Maintenance & Operations		C-1, 16
Lighting District		C-1, 17
MSBUs / MSTUs		C-1, 18-20
Utilities		C-1, 21-26
Hurricane Related		C-1, 27-28
Summary CIP Project Totals by Funding Source		C-2, 1 - 2
CIP Totals by Department & Project		C-3, 1 - 5
Impact Fee Summary		C-4, 1
Incremental Impact on Operation Costs		C-5, 1 - 5
Loans		C-6, 1
Capital Improvement Element (CIE)		C-7, 1 - 8
<b>PROJECT DETAIL SHEETS BY DEPARTMENT:</b>		
<b>GENERAL GOVERNMENT</b>		<b>D</b>
General Government Summary		D-01
GDC Land Purchase	c190501	D-02
Parkside-Harbor Boulevard - US 41 to Olean Blvd (including Gateway)	c191204	D-03
Parkside CRA Multi-use Trails & Greenway	c191505	D-04
Landscaping Gateways, Entry Features & Thoroughfares	c191604	D-05
Fuel Facility Upgrade	c191901	D-06
Additional Equipment and Replacement of Non Rolling Stock	c192001	D-07
Helicopter for Mosquito Control	c192002	D-08
Eden to Munis Conversion	c192003	D-09
<b>INTENTIONALLY BLANK</b>		<b>E</b>
<b>FACILITIES</b>		<b>F</b>
Facilities Summary		F-01
Energy Performance Improvement Measures	c191411	F-02
Justice Center Renovation & Remodel	c191501	F-03
Family Services Center Expansion and Remodeling	c611502	F-04
Transit Facility	c641701	F-05
<b>INTENTIONALLY BLANK</b>		<b>G</b>

CHARLOTTE COUNTY  
CAPITAL IMPROVEMENT PROGRAM  
2020

TABLE OF CONTENTS

	<b>PROJECT</b>	<b>PAGE</b>
<b>LIBRARIES</b>		<b>H</b>
Library Summary		H-01
Punta Gorda Charlotte Library	c711501	H-02
<b>PARKS RECREATION AND CULTURAL RESOURCES</b>		<b>I</b>
Park Summary		I-01
<b>MID COUNTY</b>		
Bayshore Live Oak Park	c721401	I-02
Harold Avenue Rec Center Wind Retrofit	g261907	I-03
North Charlotte Regional Park Recreation Center	c721502	I-04
North Charlotte Reg Park Aquatic Center	c721901	I-05
Port Charlotte Beach Sailing Center	c721903	I-06
William R. Gaines Jr. Veterans Memorial Park	c721801	I-07
 <b>SOUTH COUNTY</b>		
South County Regional Park	c721403	I-08
 <b>WEST COUNTY</b>		
Ann and Chuck Dever Memorial Regional Park Recreation Center	c721504	I-09
Placida West Boat Ramp - 12560 Placida Road	c721902	I-10
 <b>COUNTY-WIDE</b>		
Boating Improvements-Ainger Creek	c721404	I-11
FCT Required Improvements	c721101	I-12
Multi-use Trails and on-road bicycle lanes	c721503	I-13
Parking and Stormwater Improvements	c729903	I-14
Recreation Center Additions/Improvements	c721505	I-15
 <b>Information Technology</b>		<b>J</b>
I.T. Summary		J-01
Enterprise Asset Management /Work Order System Upgrade	c141601	J-02
 <b>INTENTIONALLY BLANK</b>		<b>K</b>
 <b>INTENTIONALLY BLANK</b>		<b>L</b>
Ambulance Rescue Unit (Addl)	c261901	L-02
 <b>FIRE RESCUE</b>		<b>M</b>
Fire Rescue Summary		M-01
Babcock Fire Station Ph 1 (Sta 9 Relocation)	c221402	M-02
Fire Station 10 Replacement	c221605	M-03
Public Safety Radio System Upgrade	c220801	M-04
Digital Radio System	c221403	M-05
Fire Station 2 Replacement/Relocate	c221901	M-06
Fire Station 5 Replacement/Relocate	c221902	M-07
Public Safety Security Modifications	c222001	M-08
Airport Rescue & Fire Fighting Training Phase 1	g261902	M-09
 <b>SHERIFF</b>		<b>N</b>
Sheriff Summary		N-01
Airport Annex	c891401	N-02
District 3 Headquarters with Evidence and Impound yard	c891601	N-03
 <b>INTENTIONALLY BLANK</b>		<b>O</b>
 <b>SOLID WASTE</b>		<b>P</b>
Solid Waste Summary		P-01
Landfill Scale House		P-02

CHARLOTTE COUNTY  
CAPITAL IMPROVEMENT PROGRAM  
2020

TABLE OF CONTENTS

	<b>PROJECT</b>	<b>PAGE</b>
<b>PUBLIC WORKS ROAD IMPROVEMENTS</b>		
Road Improvement Summary		<b>Q</b> Q-01
<b>COUNTY WIDE</b>		
Sidewalks 2009 Sales Tax Extension	c410918	Q-02
Sidewalk Hazard Mitigation (HB41)	c411702	Q-03
Intersection Improvements at Various Locations	c411620	Q-04
<b>PUBLIC WORKS ROAD IMPROVEMENTS (CONT'D)</b>		
<b>MID COUNTY</b>		
Edgewater Corridor Ph 1/SR 776 to Collingswood Blvd.	c419001	Q-05
Edgewater Corridor Ph 2 - Harbor to Midway 4 Lane	c419002	Q-06
Edgewater Corridor - Midway to SR776	c411901	Q-07
Hillsborough Blvd/Cranberry Blvd Intersection Improvements	c411903	Q-08
Kings Highway-I75 to Desoto County Line	c410501	Q-09
Midway Blvd - Sharpe St to Kings Hwy (including US 41 pipes)	c411112	Q-10
Olean Blvd US 41 to Harbor	c419006	Q-11
Peachland Boulevard and Loveland Boulevard Intersection Signalization	c411618	Q-12
Sandhill Blvd Widening - Kings Hwy to Capricorn	c410914	Q-13
<b>SOUTH COUNTY</b>		
Burnt Store Road Ph 1 Safety & Widening from US 41 to Notre Dame	c419901	Q-14
Burnt Store Road Ph2 Widening from Notre Dame to Zemel	c411111	Q-15
Burnt Store Road Phase 3 / From 3200' N of Zemel Road to Lee County Line	c410915	Q-16
Piper Road North / Enterprise Charlotte Airport Park	c411110	Q-17
<b>WEST COUNTY</b>		
Beach Road Curbing at Sandpiper Condo	c411902	Q-18
CR 771 (Gasparilla Road) -SR 776 to Rotonda Blvd East	c410502	Q-19
CR 775 (Placida Rd) Safety Impvts/Rotonda Blvd West to Boca Grande Cswy	c410521	Q-20
Tom Adams Bridge Rehabilitation	c410104	Q-21
Winchester Corridor South - Phase 3 (SR 776 to CR 775 - 4 Lane Divided)	c419302	Q-22
<b>PUBLIC WORKS ROAD MAINTENANCE M &amp; O</b>		
Road Maintenance Summary		<b>R</b> R-01
Sidewalk Rehab - for Compliance with Americans with Disabilities Act	c411414	R-02
<b>INTENTIONALLY BLANK</b>		
<b>LIGHTING DISTRICT</b>		
Lighting District Summary		<b>T</b> T-01
Street Lighting LED Conversion Program	c411801	T-02
<b>MSBUs / MSTUs</b>		
MSBU/MSTU Summary		<b>U</b> U-01
Caloosahatchee TMDL/BMAP (Basin Management Action Plan)	c391903	U-02
Canal Sediment Removal-Mid County	c392001	U-03
Canal Sediment Removal-West County	c392002	U-04
Don Pedro/Knight/Palm Island Re-nourishment	c391902	U-05
Englewood East Sidewalks	c411806	U-06
Greater Port Charlotte Drainage Control Structure Replacement	c390304	U-07
GPC Dorchester Sidewalks	c411811	U-08
GPC Sidewalks	c412001	U-09
Grove City Sidewalk - Ave Americas and San Casa Ave Americas to Worth	c411803	U-10
Gulf Cove Pathways	c411808	U-11
Lake 1 Excavation for Three Lakes Project	c391801	U-12
Manasota Key Beach Nourishment	c391601	U-13
Manasota Key Community Plan	c411406	U-14
National Pollution Discharge Elimination Pgm	c390202	U-15

CHARLOTTE COUNTY  
CAPITAL IMPROVEMENT PROGRAM  
2020

TABLE OF CONTENTS

	<b>PROJECT</b>	<b>PAGE</b>
<b>MSBUs / MSTUs (CONT'D)</b>		
South Gulf Cove Multi-Use Pathway	c411415	U-16
South Gulf Cove Parallel Lock	c391204	U-17
Total Maximum Daily Load Program	c390305	U-18
<b>INTENTIONALLY BLANK</b>		<b>V</b>
<b>UTILITIES</b>		<b>W</b>
Utilities Summary		W-01
Ingram Potable Water Booster Station (SR771 to Rotonda)	c331403	W-02
Hillsborough Potable Water	c331901	W-03
Major Water Transmission Lines	c339702	W-04
Wastewater Force Mains Expansionary	c350602	W-05
Reclaimed Water Lines	c350902	W-06
Wastewater Force Main Replacement - Deep Creek	c351203	W-07
Master Lift Stations	c351204	W-08
Reclaimed Connections for County Facilities	c351401	W-09
Grand Master Lift Station and Gravity Interceptor - Loveland Blvd Midway to Olean	c351406	W-10
Myakka River 24" Water Main	c351408	W-11
Myakka Potable Water Booster Station	c351409	W-12
Burnt Store Road Ph 2 Utility Infrastructure	c351502	W-13
Burnt Store WRF Expansion	c351901	W-14
East Port WRF Expansion	c351902	W-15
Cape Haze Sewer & Reclaim	c351903	W-16
Charlotte Harbor Water Quality Initiative Phase II El Jobean	c351602	W-17
Water Transmission/Wastewater Collection Reimbursement	c360804	W-18
CCU Business Services Customer Billing	c361401	W-19
Parkside: Harbor Blvd -US41 to Olean	c361408	W-20
Parkside: Gertrude and Aaron Street	c361410	W-21
Parkside: Olean Blvd (US41 to Easy)	c361411	W-22
Charlotte Harbor Water Quality Initiative Phase II - Countryman & Ackerman	c361603	W-23
US 41 Southbound Utility Improvements	c361903	W-24
Waterway Crossings for Public Works	c369501	W-25
<b>HURRICANE RELATED</b>		<b>X</b>
Allapatchee Shores Park	d17p002-3	X-02
Alligator Creek Dredging Post Irma	d17w002-4	X-03
Bayshore Park	d17p002-2	X-04
Indian Springs Cemetery Bank Stabilization	d17w002-1	X-05
Justice Center Envelope Mitigation	d17f002-1	X-06
Live Oak Point Park	d17p002-1	X-07
Port Charlotte Beach Shoreline Restoration	d17p002-4	X-08
Charlotte County Erosion Project FEMA Funds	d17w002.400	X-09
Water Control Structures -41069	d17w002-3	X-10

CHARLOTTE COUNTY  
CAPITAL IMPROVEMENT PROGRAM  
2020

TABLE OF CONTENTS

<b>PROJECT</b>	<b>PAGE</b>
<b>CAPITAL MAINTENANCE SCHEDULES</b>	<b>Y</b>
Community Services Schedule	Y - 1- 4
Facilities Management Schedule	Y - 5 - 10
Heavy Equipment Replacement Schedule	Y - 11 - 17
Information Technology Schedule	Y - 18
Public Works - Capital Maintenance Schedule Summary	Y - 19
Gas Tax Bridge Schedule	Y - 20
MSBU/TU Bridge Schedule	Y - 21
Public Works - Gas Tax Paving Schedule	Y - 22 - 26
MSBU/TU Paving Schedule	Y - 27 - 28
MSBU/TU Dredging Schedule	Y - 29
Utilities Capital Maintenance Schedule	Y - 30 - 31
<b>INTENTIONALLY BLANK</b>	<b>Z</b>
<b>ALPHABETICAL INDEX</b>	<b>APPENDIX 1</b>



This page intentionally left blank



**CHARLOTTE COUNTY  
CAPITAL IMPROVEMENT PROGRAM  
FY 2020**

**INTRODUCTION**

**Purpose:**

The purpose of this document is to present in unified form the six (6) years Charlotte County Capital Improvement Plan (CIP) for Fiscal Year 2020 to Fiscal Year 2025. The preparation of the CIP is consistent with the Charlotte County Comprehensive Plan, the Growth Management Act (Chapter 163, Florida Statutes, 1985), and the corresponding implementing rules (Rule 9J-5, Florida Administrative Code).

Just as important, however, the CIP document provides a detailed view of the County's capital improvement budgeting and planning process for Fiscal Year 2020, and the six year CIP period for projects \$100,000 and greater.

**Format:**

This document has two general divisions: (1) a summary of the Fiscal Year 2020 - Fiscal Year 2025 CIP projects; and (2) detailed project forms, which are grouped by "functional area". Please note that all figures are shown as dollars in thousands. The functional areas include:

**General Government**

This functional area lists projects that relate to the administration of County government.

**Facilities Maintenance and Construction**

This section includes projects that function in maintaining the capital assets of the County.

**Community Services**

Includes capital improvement projects planned for Libraries, and County Park facilities.

**Information Technology**

This section includes capital projects planned within various departments.

**Public Safety**

This section includes capital projects planned for EMS, Fire/Rescue.

**Sheriff**

This section includes capital projects planned for the County Sheriff's Office.

**Solid Waste**

This section includes capital improvement projects planned for the Charlotte County Landfill.

**Public Works**

Includes projects planned for all road and traffic circulation improvements.

**Water and Sewer**

# CHARLOTTE COUNTY CAPITAL IMPROVEMENT PROGRAM FY 2020

## INTRODUCTION

This section includes capital improvement projects planned for water and sewer improvement and expansion.

The detailed project forms were designed to incorporate both Fiscal Year 2020 capital budget information and the Capital Improvement Plan information for Fiscal Years 2020 through 2025.

The Expenditure Plan section identifies the various costs relating to the project. The Funding Plan section identifies the proposed revenue sources for funding the project. The Operating Budget Impact section pertains to additional operating expenses related to this project after completion.

The section of the form titled “Comprehensive Plan Level of Service (LOS) Information” has been included for those functional areas included in the Capital Improvements Element (CIE) of the Comprehensive Plan and which have adopted levels of service. These functional areas are traffic circulation and recreation and parks.

The “Project Need Criteria” section indicates which basis of criteria the project is related to. The “Project Schedule” section of this form indicates the quarter in which the project will start for each objective. Either a map indicating the area of the County where the project is located or a photo of the building or equipment is provided for most of the projects.

### **Relationship to Comprehensive Plan**

The Capital Budget/CIP serves as the implementing mechanism of the Capital Improvements Element of the Comprehensive Plan by providing capital funding for CIE projects directly linked to maintaining adopted Levels of Service. The projects identified in this document for Fiscal Year 2020 through 2025 are generally consistent with the six-year schedule of improvements shown in the Capital Improvements Element.

### **Overview of Funding Strategy**

The following provides in brief terms, the funding strategy used for each functional area:

**General Government** - This category will be funded through the Capital Projects Funds which includes ad-valorem tax revenues, Impact Fee Fund, Sales Tax revenues, grants and loans.

**Facilities Maintenance & Construction** - This category will be funded through the Capital Projects Funds which includes ad-valorem tax revenues, Impact Fee Fund, and Sales Tax revenues.

**Community Services** - This category will be funded through the Capital Projects Funds which includes ad-valorem tax revenues, Impact Fee Fund, and Sales Tax revenues.

**Public Safety** - Funds generated through ad valorem taxes, special assessments and impact fees will be used to finance projects in this category.

**CHARLOTTE COUNTY  
CAPITAL IMPROVEMENT PROGRAM  
FY 2020**

**INTRODUCTION**

**Sheriff** - This category will be funded through the Capital Projects Funds which includes ad-valorem tax revenues, Impact Fee Fund, Growth Increment, Infrastructure, and Sales Tax revenues.

**Solid Waste** - A combination of landfill tipping fees, ad valorem taxes and bonds/loans will be used to complete these projects.

**Public Works** - A combination of impact fees, gas taxes, Sales Tax Extension revenues and grants will be used to complete projects in this Fiscal Year.

**Water and Sewer** – This Fiscal Year projects will be funded by utility fees and bonds/loans.



This page intentionally left blank

**Charlotte County, Florida**  
**Capital Improvement Plan**  
**Adopted October 25, 2016**

- I. The Capital Improvement Program (CIP) and the Capital Needs Assessment (CNA) – collectively referred to as the **Capital Improvement Plan** – represent a statement of Charlotte County’s policy regarding long-range physical development for the next five-year and 20-year periods, respectively. The Capital Improvement Plan serves as a planning and implementation tool for the development, acquisition, construction, maintenance and renovation of public facilities, infrastructure and capital equipment.

The initial five-year period of the program is called the **Capital Improvement Program (CIP)**. The CIP forecasts spending for all anticipated capital projects and is considered a link between the County’s Comprehensive Plan and its fiscal planning process. The plan is based on the “physical needs” of the County as identified in the Comprehensive Plan and as prioritized by the CIP Review Committee in alignment with the Board’s strategic goals.

The following 15-year period of the Capital Improvement Plan (i.e. years six through 20) is called the **Capital Needs Assessment (CNA)** which helps identify County capital needs beyond the initial five-year horizon. This assessment plan shall be updated every two years as part of the County’s planning process and helps form the basis for the five-year CIP as projects are brought forward. Projects included in the CNA are not balanced to revenues, but are viewed as potential projects in the planning stage.

In developing the Capital Improvement Program, the County adheres to financial and debt management policies established by the Board. These policies are in place to help preserve the County’s credit rating and establish a framework for the County’s overall fiscal planning and management. Projects are carefully evaluated and prioritized to optimize the use of limited capital funds and meet operational and community needs.

II. Definitions.

- a. A **capital project** is a planned expense for a facility or physical item exceeding \$100,000, having a useful lifespan of 10 years or more (except for technology products) and meeting one or more of the following criterion:
  - i. Involves the acquisition or construction of any physical facility for the community;
  - ii. Involves the acquisition of land or an interest in land for the community;
  - iii. Increases capacity of a public utility or roadway through acquisition or construction;
  - iv. Involves the ongoing acquisition of major equipment or physical systems, i.e. radio systems, computer technology, major specialized vehicles, etc.;
  - v. Involves modifications of facilities, including additions to existing facilities, which increases the square footage, useful life, or value of the facility.
  - vi. Maintenance or replacement of substantial facility.

**Charlotte County, Florida**  
**Capital Improvement Plan**  
**Adopted October 25, 2016**

Each capital project will have its own page within the CIP.

- b. A capital maintenance or replacement project** is a non-recurring project to repair, maintain or replace existing capital facilities for the purpose of protecting the County's investment in the facility and minimizing future maintenance and replacement costs. Capital maintenance/replacement projects must have expenditure intervals greater than five years, and individual projects may have values below \$100,000.

Capital maintenance or replacement projects will appear in the Capital Improvement Plan but will be approved as a schedule of similar repair/replacement activities.

- c. Information technology purchases** are durable products but typically have a useful life of only three to five years, these purchases are planned in the CIP and have various funding sources.

III. The **CIP Review Committee** will meet during the budget preparation process to validate, review and prioritize projects before taking them to the Board of County Commissioners for approval. The CIP Review Committee is comprised of the department directors and Fiscal Services staff who are involved with capital projects. Also included will be the county administrator, deputy county administrator, budget director, capital projects manager and others as designated by the county administrator.

IV. A ranking and scoring method, as described in table A (attached), will be used by the CIP committee for prioritizing capital projects and recommending allocation of resources.

V. During the biennial budget process, citizens will have an opportunity to express their opinion related to capital projects. Annually, a public hearing will take place to update the CIP ordinance per Florida Statutes Chapter 129.

VI. A six-year cash flow will be completed for the major CIP funding sources including gas taxes, utility funds, capital projects fund, sales tax extension funds, debt service funds and the impact fee fund. Revenues are to be reviewed and the 20-year Capital Needs Assessment (CNA) updated every two years as part of the budget adoption process.

VII. Funds may be accumulated in a reserve for future capital account in accordance with the County's fiscal reserve policy in order to fund future projects. Capital equipment will be replaced according to a replacement schedule based on the useful life of the asset.

VIII. Debt may be issued for any capital or capital maintenance projects as long as the payback period does not exceed the life of the asset and a funding source is identified for the repayment.

**Charlotte County, Florida**  
**Capital Improvement Plan**  
**Adopted October 25, 2016**

- IX. The 20-year Capital Needs Assessment (CNA) will be updated biennially during the budget adoption process. The first six years of the plan will contain only funded projects. The 20-year plan will be a discussion tool for planning funding mechanisms for future projects. Project sheets for expansionary projects will also include an estimate of ongoing maintenance costs.
- X. Projects will be fully funded in accordance with Chapter 129 of the Florida Statutes.
- XI. Capital maintenance or replacement projects will be included in the CIP. Such projects may include more than one location for the same type of maintenance. The estimated total of all locations will be stated in the CIP project with a breakdown of costs associated with specific locations reported on a separate schedule. This schedule of the locations and estimates will be maintained at the department level. Changes to the budgeted amounts of the various locations within a renewal and replacement project may be made by the department director in charge of the project with the approval of the capital projects manager.
- XII. The CIP Review Committee will meet quarterly to review the progress and financial status of the capital projects. Fiscal Services will supply a quarterly report to the committee and to various project managers showing the project budget, expenses to date, encumbrances and available budget balance. Any changes to a project that are either more than \$100,000 or 5% of the current project total shall be approved by the Board of County Commissioners. Changes below these limits may be approved by the county administrator or their designee.
- XIII. For **Capital maintenance or replacement projects** departments will meet with the capital projects manager on a quarterly basis to review project status and allocation.

Table A

Charlotte County  
CIP Prioritization - Scoring Guidelines

Weight	Ranking Factors	Scoring Values	Summary
15	<b>Regulatory and Compliance</b> Links to County Capital Project Priority: 1, 2 and 3	5 High Impact	Addresses immediate regulatory/compliance issues
		3 Moderate Impact	Addresses secondary standards, impacts < 10 years (if project not completed will result in future regulatory issues)
		1 Low Impact	Addresses future regulations, long term impacts > 10 years
		0 No Impact	No regulatory impact
15	<b>Health, Safety, Environment (risk mitigation)</b> Links to County Capital Project Priority: 1	5 High Impact	Mitigates high degree of risk to County, customers, environment. Employee/public safety concerns. Negative environmental impacts
		3 Moderate Impact	Mitigates moderate degree of risk to County, customers, environment
		1 Low Impact	Mitigates low degree of risk to County, customers, environment
		0 No Impact	Mitigates no risk to County, customers, environment
15	<b>Customer Service</b> Links to County Capital Project Priority: 2	5 High Impact	High impact, high number of customers. Low pressure, inadequate fire flow, persistent water quality issues, etc.
		3 Moderate Impact	High impact, low number of customers
		1 Low Impact	Low impact, low number of customers
		0 No Impact	No impact to customers
15	<b>Capacity and Growth</b> Links to County Capital Project Priority: 5 and 6	5 High Impact	Addresses immediate capacity needs within existing service area
		3 Moderate Impact	Addresses short term capacity needs < 10 years within existing service area
		1 Low Impact	Addresses long term capacity needs >20 years, expansion outside of service area
		0 No Impact	Does not address capacity needs
10	<b>Outside factors (DOT/PW/Community, etc.)</b> Links to County Capital Project Priority: 3 and 4	5 High Impact	Project required by outside entity, required relocations
		3 Moderate Impact	Project in conjunction with outside entity, upsizing or condition based replacement
		1 Low Impact	Project in conjunction with outside entity, proactive replacement
		0 No Impact	No outside entity impacted
15	<b>Financial Impacts</b> Links to County Capital Project Priority: 4	5 High Impact	Low impact, low capital cost, low impact to O&M expenses; High economic opportunity, increased revenue. Payback less than 5 years
		3 Moderate Impact	Medium impact, moderate economic opportunity
		1 Low Impact	High impact, high capital cost, increased O&M cost; low economic opportunity, low impact on revenue. Payback greater than 10 years.
		0 No Impact	No payback expected
15	<b>Reliability/Risk/Consequence</b> Links to County Capital Project Priority: 2 and 4	5 High Impact	High impact, high number of customers. Single source of supply, single main feed, insufficient storage, emergency power, etc.
		3 Moderate Impact	High impact, low number of customers
		1 Low Impact	Low impact, low number of customers
		0 No Impact	No impact to customers

Charlotte County Capital Project Priority
1. Clear and present danger to the public health and safety
2. Level of Service standards are achieved and maintained
3. Mandated by law, court order or negotiated or mediated settlement
4. Essential to maintain the County's investment in existing facilities and infrastructure
5. Expand the capacity to serve new development where the expansion is part of a comprehensive expansion of services and
6. Single facility expansion project serving new development





This page intentionally left blank

## CIP SUMMARY INDEX

### Project Summaries and Funding Sources for FY2020 and 6 Year Totals

<u>Title</u>	Page
General Government	C-1, 1 - 2
Facilities	C-1, 3 - 4
Library	C-1, 5
Parks	C-1, 6 - 7
Information Technology	C-1, 8
EMS	C-1, 9
Fire Rescue	C-1, 10
Sheriff	C-1, 11
Solid Waste	C-1, 12
Road Improvements	C-1, 13 - 16
Road Maintenance & Operations	C-1, 17
Lighting District	C-1, 18 - 20
MSBUs/MSTUs (Streets & Drainage)	C-1, 19 - 21
Utilities	C-1, 22 - 27
Hurricane	C-1, 28 - 29
Summary CIP Project Totals by Funding Source	C-2, 1-2
CIP Totals by Department & Project	C-3, 1 - 5
Impact Fee Totals	C-4, 1
Incremental Impact on Operations Costs	C-5, 1 - 6
Loans	C-6, 1 - 2
Capital Improvement Element	C-7, 1 - 8

<b>REVENUE LEGEND - KEY</b>	
BIF	Boater Improvement Fund
CDBG	Community Development Block Grant
DEP	Florida Department of Environmental Protection
FCT	Florida Communities Trust
FDOT	Florida Department of Transportation
FEMA	Federal Emergency Management Agency
FRDAP	Florida Recreation Development Assistance Program
LWCF	Land & Water Conservation Fund Grant
MAC	Marine Advisory Committee
NOAA	National Oceans and Atmospheric Administration
RESTORE	Resources & Ecosystems Sustainability, Tourist Opportunities, and Revived Economies (of the Gulf Coast States)
RTP	Recreation Trails Program
SCOP	Small County Outreach Program
SRF	State Revolving Fund
SWFWMD	Southwest Florida Water Management District
TIF	Tax Incremental Funding
TDC	Tourist Development Fund
WCIND	West Coast Inland Navigation District

# Capital Improvements Program Totals by Department & Project with Funding Source

## 2020 Adopted CIP

*(in thousands 000)*

	Prior Actuals	FY19 Est	FY 20	FY 21	FY 22	FY 23	FY 24	FY 25	Total
<b>General Government</b>									
<b>D-0A</b> Heavy Equipment Replcemnt(see schedule)									
Ad Valorem	-	-	-	-	-	235	-	-	235
Grants	-	-	163	566	501	534	684	-	2,449
Gas Tax	-	-	1,045	565	1,597	1,210	1,422	2,680	8,519
Fire Assessments	-	-	1,707	695	2,770	1,965	2,965	795	10,897
Solid Waste Enterprise Fund	-	-	571	1,272	1,005	-	24	145	3,017
O & M Fund	-	-	203	210	523	843	1,384	857	4,020
Capital Projects Fund	-	-	1,360	1,005	810	1,200	800	800	5,975
Fleet Enterprise Fund	-	-	98	-	-	146	-	-	244
Heavy Equipment Replcemnt(see schedule) Total	-	-	5,148	4,313	7,205	6,133	7,279	5,277	<b>35,355</b>
<b>D-02</b> GDC Land Purchase									
Capital Projects Fund	4,850	253	253	253	253	253	253	253	6,619
GDC Land Purchase Total	4,850	253	253	253	253	253	253	253	<b>6,619</b>
<b>D-03</b> Parkside-Harbor Boulevard - US 41 to Olean Blvd (including Gateway)									
TIF	2,594	3,046	100	-	-	-	-	-	5,739
Parkside-Harbor Boulevard - US 41 to Olean Blvd (including	2,594	3,046	100	-	-	-	-	-	5,739
<b>D-04</b> Parkside CRA Multi-use Trails & Greenway									
TIF	471	6	2,106	-	-	-	-	-	2,583
Sales Tax 2009	587	-	-	-	-	-	-	-	587
Sales Tax 2014	-	-	400	-	-	-	-	-	400
Parkside CRA Multi-use Trails & Greenway Total	1,058	6	2,506	-	-	-	-	-	3,570
<b>D-05</b> Landscaping Gateways, Entry Features & Thoroughfares									
Grants	285	39	200	-	-	-	-	-	524
Capital Projects Fund	486	-	2,334	-	463	712	-	-	3,995
Native Tree Fund	46	-	1,433	765	250	250	-	-	2,744
Landscaping Gateways, Entry Features & Thoroughfares Tot	817	39	3,967	765	713	962	-	-	7,263
<b>D-06</b> Fuel Facility Upgrade									
Fleet Enterprise Fund	-	-	838	-	-	-	-	-	838
Fuel Facility Upgrade Total	-	-	838	-	-	-	-	-	838

# Capital Improvements Program Totals by Department & Project with Funding Source

## 2020 Adopted CIP

*(in thousands 000)*

	Prior Actuals	FY19 Est	FY 20	FY 21	FY 22	FY 23	FY 24	FY 25	Total
<b>D-07</b> Additional Equipment and Replacement of Non Rolling Stock									-
Gas Tax	-	-	-	-	-	-	-	-	-
Building & Construction Services	-	-	30	-	-	-	-	-	-
Fire Assessments	-	-	-	-	-	-	-	-	-
Solid Waste Enterprise Fund	-	-	-	-	-	-	-	-	-
O & M Fund	-	-	1,291	482	-	-	-	-	-
Capital Projects Fund	-	-	111	112	-	-	-	-	223
Additional Equipment and Replacement of Non Rolling Stoc	-	-	1,432	594	-	-	-	-	2,026
<b>D-08</b> Helicopter for Mosquito Control									-
Capital Projects Fund	-	-	2,000	-	-	-	-	-	-
Helicopter for Mosquito Control Total	-	-	2,000	-	-	-	-	-	2,000
<b>D-09</b> EDEN to Munis Conversion									-
Capital Projects Fund	-	-	-	1,200	-	-	-	-	-
EDEN to Munis Conversion Total	-	-	-	1,200	-	-	-	-	1,200
<b>General Government Total</b>	<b>9,319</b>	<b>3,343</b>	<b>16,243</b>	<b>7,125</b>	<b>8,171</b>	<b>7,347</b>	<b>7,532</b>	<b>5,530</b>	<b>64,610</b>

# Capital Improvements Program Totals by Department & Project with Funding Source

## 2020 Adopted CIP

*(in thousands 000)*

	Prior Actuals	FY19 Est	FY 20	FY 21	FY 22	FY 23	FY 24	FY 25	Total
<b>Facilities Management</b>									-
<b>F-0A</b> Facilities Capital Maintenance Plan (see schedule)									-
Ad Valorem	-	16	-	1	-	-	-	-	17
Grants	-	9	5	-	-	-	-	-	-
Gas Tax	-	16	7	26	-	-	-	-	-
Building & Construction Services	-	-	9	-	-	-	-	-	9
Fire Assessments	-	366	-	65	146	-	-	-	577
Solid Waste Enterprise Fund	-	36	-	-	-	-	-	-	36
O & M Fund	-	464	-	21	5	-	-	-	490
Capital Projects Fund	-	3,641	5,998	5,551	4,181	6,424	4,790	2,623	33,207
Fleet Enterprise Fund	-	16	-	-	-	-	-	-	16
Sheriff	-	465	954	25	489	-	-	-	1,933
Facilities Capital Maintenance Plan (see schedule) Total	-	5,029	6,973	5,688	4,822	6,424	4,790	2,623	36,348
<b>F-02</b> Energy Performance Improvement Measures									-
Debt Proceeds	3,700	-	-	-	-	-	-	-	3,700
Capital Projects Fund	255	107	109	106	103	98	93	88	960
Energy Performance Improvement Measures Total	3,955	107	109	106	103	98	93	88	-
<b>F-03</b> Justice Center Renovation & Remodel									-
Impact Fees	735	183	802	415	-	-	-	-	2,135
Other	-	-	-	-	-	-	-	-	-
Capital Projects Fund	1,752	295	10,724	(415)	-	-	-	-	12,355
Sales Tax 2014	-	33	867	-	-	-	-	-	900
GIF Ad Valorem	391	2,109	2,000	-	-	-	-	-	4,500
Justice Center Renovation & Remodel Total	2,877	2,620	14,393	-	-	-	-	-	19,890
<b>F-04</b> Family Services Center Expansion and Remodeling									-
Sales Tax 2014	646	-	10,001	-	-	-	-	-	10,647
Family Services Center Expansion and Remodeling Total	646	-	10,001	-	-	-	-	-	10,647

## Capital Improvements Program Totals by Department & Project with Funding Source 2020 Adopted CIP

*(in thousands 000)*

		Prior Actuals	FY19 Est	FY 20	FY 21	FY 22	FY 23	FY 24	FY 25	Total
<b>F-05</b>	Transit Facility									-
	Ad Valorem	-	-	-	-	-	-	-	-	-
	Other	-	-	2,852	-	-	-	-	-	2,852
	Grants	270	2	93	-	-	-	-	-	365
	Transit Facility Total	270	2	2,945	-	-	-	-	-	3,217
<b>Facilities Management Total</b>		<b>7,749</b>	<b>7,758</b>	<b>34,524</b>	<b>5,794</b>	<b>4,925</b>	<b>6,522</b>	<b>4,883</b>	<b>2,710</b>	<b>74,866</b>

# Capital Improvements Program Totals by Department & Project with Funding Source

## 2020 Adopted CIP

*(in thousands 000)*

	Prior Actuals	FY19 Est	FY 20	FY 21	FY 22	FY 23	FY 24	FY 25	Total
<b>Libraries</b>									-
<b>H-02</b> Punta Gorda Charlotte Library									-
Capital Projects Fund	-	-	-	-	-	-	-	-	-
Sales Tax 2014	2,884	3,912	680	-	-	-	-	-	7,476
Contributions	325	-	-	-	-	-	-	-	325
Punta Gorda Charlotte Library Total	3,209	3,912	680	-	-	-	-	-	7,801
<b>Libraries Total</b>	<b>3,209</b>	<b>3,912</b>	<b>680</b>	-	-	-	-	-	7,801

# Capital Improvements Program Totals by Department & Project with Funding Source

## 2020 Adopted CIP

*(in thousands 000)*

	Prior Actuals	FY19 Est	FY 20	FY 21	FY 22	FY 23	FY 24	FY 25	Total
<b>Parks</b>									-
<b>I-0A</b> Comm Svcs Capital Mt Plan (see schedule)									-
Capital Projects Fund	-	4,013	4,481	4,367	4,388	4,342	4,403	4,373	30,367
Comm Svcs Capital Mt Plan (see schedule) Total	-	4,013	4,481	4,367	4,388	4,342	4,403	4,373	30,367
<b>I-02</b> Bayshore Live Oak Park									-
Capital Projects Fund	738	31	752	-	-	-	-	-	1,522
Bayshore Live Oak Park Total	738	31	752	-	-	-	-	-	1,522
<b>I-03</b> Harold Avenue Rec Center Wind Retrofit									-
Grants	-	-	89	-	-	-	-	-	89
Capital Projects Fund	-	-	30	-	-	-	-	-	30
Harold Avenue Rec Center Wind Retrofit Total	-	-	119	-	-	-	-	-	119
<b>I-04</b> North Charlotte Regional Park Recreation Center									-
Sales Tax 2014	3,492	5,231	1,588	-	-	-	-	-	10,310
North Charlotte Regional Park Recreation Center Total	3,492	5,231	1,588	-	-	-	-	-	10,310
<b>I-05</b> North Charlotte Reg Park Aquatic Center									-
Sales Tax 2014	-	50	7,450	-	-	-	-	-	7,500
North Charlotte Reg Park Aquatic Center Total	-	50	7,450	-	-	-	-	-	7,500
<b>I-06</b> Port Charlotte Beach Sailing Center									-
Sales Tax 2014	-	-	918	-	-	-	-	-	918
Port Charlotte Beach Sailing Center Total	-	-	918	-	-	-	-	-	918
<b>I-07</b> William R. Gaines Jr. Veterans Memorial Park									-
Grants	-	-	-	-	-	-	-	-	-
Sales Tax 2009	-	-	1,550	-	-	-	-	-	1,550
Capital Projects Fund	22	88	391	-	-	-	-	-	500
William R. Gaines Jr. Veterans Memorial Park Total	22	88	1,941	-	-	-	-	-	2,050
<b>I-08</b> South County Regional Park									-
Impact Fees	312	-	-	-	-	-	-	-	312
Capital Projects Fund	426	499	805	-	-	-	-	-	1,730
South County Regional Park Total	738	499	805	-	-	-	-	-	2,042
<b>I-09</b> Ann and Chuck Dever Memorial Regional Park Recreation Center									-
Sales Tax 2014	2,559	4,151	345	-	-	-	-	-	7,056
Ann and Chuck Dever Memorial Regional Park Recreation C	2,559	4,151	345	-	-	-	-	-	7,056



## Capital Improvements Program Totals by Department & Project with Funding Source 2020 Adopted CIP

*(in thousands 000)*

	Prior Actuals	FY19 Est	FY 20	FY 21	FY 22	FY 23	FY 24	FY 25	Total
<b>I-10</b> Placida West Boat Ramp - 12560 Placida Road									-
Sales Tax 2014	-	-	6,900	100	-	-	-	-	7,000
Placida West Boat Ramp - 12560 Placida Road Total	-	-	6,900	100	-	-	-	-	7,000
<b>I-11</b> Boating Improvements-Ainger Creek									-
Capital Projects Fund	262	97	604	-	-	-	-	-	962
Parking Fees	514	-	-	-	-	-	-	-	514
Boating Improvements-Ainger Creek Total	775	97	604	-	-	-	-	-	1,476
<b>I-12</b> FCT Required Improvements									-
Impact Fees	163	-	-	-	-	-	-	-	163
Capital Projects Fund	222	216	10	-	-	-	-	-	447
FCT Required Improvements Total	385	216	10	-	-	-	-	-	611
<b>I-13</b> Multi-use Trails and on-road bicycle lanes									-
Sales Tax 2014	124	290	3,386	-	-	-	-	-	3,800
Multi-use Trails and on-road bicycle lanes Total	124	290	3,386	-	-	-	-	-	3,800
<b>I-14</b> Parking and Stormwater Improvements									-
Capital Projects Fund	2,396	1,166	127	-	-	-	-	-	3,689
Parking and Stormwater Improvements Total	2,396	1,166	127	-	-	-	-	-	3,689
<b>I-15</b> Recreation Center Additions/Improvements									-
Sales Tax 2014	1,965	1,874	284	-	-	-	-	-	4,123
Recreation Center Additions/Improvements Total	1,965	1,874	284	-	-	-	-	-	4,123
<b>Parks Total</b>	<b>13,194</b>	<b>17,706</b>	<b>29,709</b>	<b>4,467</b>	<b>4,388</b>	<b>4,342</b>	<b>4,403</b>	<b>4,373</b>	<b>82,582</b>

# Capital Improvements Program Totals by Department & Project with Funding Source

## 2020 Adopted CIP

*(in thousands 000)*

	Prior Actuals	FY19 Est	FY 20	FY 21	FY 22	FY 23	FY 24	FY 25	Total
<b>Information Technology</b>									-
<b>J-0A</b> Information Technology Capital Maintenance Plan									-
Capital Projects Fund	-	875	960	940	870	870	870	855	6,240
Information Technology Capital Maintenance Plan Total	-	875	960	940	870	870	870	855	6,240
<b>J-02</b> Enterprise Asset Management /Work Order System Upgrade									-
Ad Valorem	-	0	-	-	-	-	-	-	0
Other	-	-	316	-	-	-	-	-	316
Gas Tax	134	158	-	-	-	-	-	-	292
O & M Fund	83	135	-	-	-	-	-	-	219
Capital Projects Fund	53	120	-	-	-	-	-	-	173
Enterprise Asset Management /Work Order System Upgrad	271	413	316	-	-	-	-	-	1,000
<b>Information Technology Total</b>	<b>271</b>	<b>1,288</b>	<b>1,276</b>	<b>940</b>	<b>870</b>	<b>870</b>	<b>870</b>	<b>855</b>	<b>7,240</b>

## Capital Improvements Program Totals by Department & Project with Funding Source 2020 Adopted CIP

*(in thousands 000)*

		Prior Actuals	FY19 Est	FY 20	FY 21	FY 22	FY 23	FY 24	FY 25	Total
<b>Emergency Medical Services</b>										-
<b>L-02</b>	Ambulance Rescue Unit (Addl)									-
	Impact Fees	-	22	-	-	-	-	-	-	22
	Capital Projects Fund	-	300	-	-	-	-	-	-	300
	Ambulance Rescue Unit (Addl) Total	-	322	-	-	-	-	-	-	322
<b>Emergency Medical Services Total</b>		-	<b>322</b>	-	-	-	-	-	-	322

# Capital Improvements Program Totals by Department & Project with Funding Source

## 2020 Adopted CIP

*(in thousands 000)*

	Prior Actuals	FY19 Est	FY 20	FY 21	FY 22	FY 23	FY 24	FY 25	Total
<b>Fire Rescue</b>									-
<b>M-02</b> Babcock Fire Station Ph 1 (Sta 9 Relocation)									-
Fire Assessments	-	-	-	-	-	-	2,000	-	2,000
Babcock Fire Station Ph 1 (Sta 9 Relocation) Total	-	-	-	-	-	-	2,000	-	2,000
<b>M-03</b> Fire Station 10 Replacement									-
Impact Fees	-	128	104	-	-	-	-	-	232
Capital Projects Fund	-	-	3,368	-	-	-	-	-	3,368
Fire Station 10 Replacement Total	-	128	3,472	-	-	-	-	-	3,600
<b>M-04</b> Public Safety Radio System Upgrade									-
Radio Comm Fund	776	-	-	-	-	-	-	-	776
Capital Projects Fund	1,460	-	240	-	-	-	-	-	1,700
Public Safety Radio System Upgrade Total	2,236	-	240	-	-	-	-	-	2,476
<b>M-05</b> Digital Radio System									-
Sales Tax 2014	4,742	828	3,410	-	-	-	-	-	8,980
Digital Radio System Total	4,742	828	3,410	-	-	-	-	-	8,980
<b>M-06</b> Fire Station 2 Replacement/Relocate									-
Impact Fees	-	-	350	138	-	-	-	-	489
Capital Projects Fund	-	-	3,650	(138)	-	-	-	-	3,511
Fire Station 2 Replacement/Relocate Total	-	-	4,000	-	-	-	-	-	4,000
<b>M-07</b> Fire Station 5 Replacement/Relocate									-
Impact Fees	-	-	166	117	-	-	-	-	283
Capital Projects Fund	-	-	4,834	(117)	-	-	-	-	4,717
Fire Station 5 Replacement/Relocate Total	-	-	5,000	-	-	-	-	-	5,000
<b>M-08</b> Public Safety Security Modifications									-
Capital Projects Fund	-	-	980	-	-	-	-	-	980
Public Safety Security Modifications Total	-	-	980	-	-	-	-	-	980
<b>M-09</b> Airport Rescue & Fire Fighting Training Phase 1									-
Grants	-	1,500	500	-	-	-	-	-	2,000
Sales Tax 2014	-	-	600	-	-	-	-	-	600
Airport Rescue & Fire Fighting Training Phase 1 Total	-	1,500	1,100	-	-	-	-	-	2,600
<b>Fire Rescue Total</b>	<b>6,978</b>	<b>2,456</b>	<b>18,203</b>	<b>-</b>	<b>-</b>	<b>-</b>	<b>2,000</b>	<b>-</b>	<b>29,636</b>

# Capital Improvements Program Totals by Department & Project with Funding Source

## 2020 Adopted CIP

*(in thousands 000)*

	Prior Actuals	FY19 Est	FY 20	FY 21	FY 22	FY 23	FY 24	FY 25	Total
<b>Sheriff</b>									-
<b>N-02</b> Airport Annex									-
Impact Fees	290	-	-	-	-	-	-	-	290
Other	-	-	-	-	-	-	-	-	-
Capital Projects Fund	574	1,306	1,567	-	-	-	-	-	3,447
GIF Ad Valorem	-	-	-	-	-	-	-	-	-
Infrastructure Ad valorem	2,175	0	-	-	-	-	-	-	<b>2,175</b>
Airport Annex Total	3,038	1,306	1,567	-	-	-	-	-	5,911
<b>N-03</b> District 3 Headquarters with Evidence and Impound yard									-
Impact Fees	-	365	-	-	-	-	-	-	365
Other	-	-	-	-	-	-	-	-	-
Capital Projects Fund	386	(0)	-	-	-	-	-	-	386
Sales Tax 2014	76	524	-	-	-	-	-	-	600
Infrastructure Ad valorem	521	2,316	8,512	-	-	-	-	-	11,349
District 3 Headquarters with Evidence and Impound yard Tc	983	3,205	8,512	-	-	-	-	-	12,700
<b>Sheriff Total</b>	<b>4,021</b>	<b>4,511</b>	<b>10,079</b>	-	-	-	-	-	18,611

# Capital Improvements Program Totals by Department & Project with Funding Source

## 2020 Adopted CIP

*(in thousands 000)*

		Prior Actuals	FY19 Est	FY 20	FY 21	FY 22	FY 23	FY 24	FY 25	Total
<b>Solid Waste</b>										-
<b>P-02</b>	Landfill Scale House									-
	Solid Waste Enterprise Fund	-	-	1,550	-	-	-	-	-	1,550
	Landfill Scale House Total	-	-	1,550	-	-	-	-	-	1,550
<b>Solid Waste Total</b>		-	-	<b>1,550</b>	-	-	-	-	-	1,550

# Capital Improvements Program Totals by Department & Project with Funding Source

## 2020 Adopted CIP

*(in thousands 000)*

	Prior Actuals	FY19 Est	FY 20	FY 21	FY 22	FY 23	FY 24	FY 25	Total
<b>Road Improvements</b>									-
<b>Q-02</b> Sidewalks 2009 Sales Tax Extension									-
Sales Tax 2009	8,518	14	2,689	-	-	-	-	-	11,221
Sidewalks 2009 Sales Tax Extension Total	8,518	14	2,689	-	-	-	-	-	11,221
<b>Q-03</b> Sidewalk Hazard Mitigation (HB41)									-
Gas Tax	202	253	5,800	-	-	-	-	-	6,255
Sidewalk Hazard Mitigation (HB41) Total	202	253	5,800	-	-	-	-	-	6,255
<b>Q-04</b> Intersection Improvements at Various Locations									-
Developer Contribution	18	-	-	-	-	-	-	-	18
Gas Tax	(18)	-	2,578	-	-	-	-	-	2,560
Intersection Improvements at Various Locations Total	-	-	2,578	-	-	-	-	-	2,578
<b>Q-05</b> Edgewater Corridor Ph 1/SR 776 to Collingswood Blvd.									-
Other	236	-	-	-	-	-	-	-	236
Road Impact Fees	5,465	-	-	-	-	-	-	-	5,465
Grants	187	-	-	-	-	-	-	-	187
Gas Tax	(2,210)	29	1,209	-	-	-	-	-	(972)
Sales Tax 2002	15,900	-	-	-	-	-	-	-	15,900
Edgewater Corridor Ph 1/SR 776 to Collingswood Blvd. Total	19,578	29	1,209	-	-	-	-	-	20,816
<b>Q-06</b> Edgewater Corridor Ph 2 - Harbor to Midway 4 Lane									-
Road Impact Fees	6,913	-	-	-	-	-	-	-	6,913
Gas Tax	2,630	212	74	-	-	-	-	-	2,915
Sales Tax 2009	19,633	258	109	-	-	-	-	-	20,000
Edgewater Corridor Ph 2 - Harbor to Midway 4 Lane Total	29,176	470	183	-	-	-	-	-	29,828
<b>Q-07</b> Edgewater Corridor - Midway to SR776									-
Gas Tax	-	-	-	-	-	-	-	-	-
Edgewater Corridor - Midway to SR776 Total	-	-	-	-	-	-	-	-	-
<b>Q-08</b> Hillsborough Blvd/Cranberry Blvd Intersection Improvements									-
Gas Tax	-	-	75	-	-	-	-	-	75
Hillsborough Blvd/Cranberry Blvd Intersection Improvem	-	-	75	-	-	-	-	-	75

## Capital Improvements Program Totals by Department & Project with Funding Source 2020 Adopted CIP

*(in thousands 000)*

	Prior Actuals	FY19 Est	FY 20	FY 21	FY 22	FY 23	FY 24	FY 25	Total
<b>Q-09</b> Kings Highway-I75 to Desoto County Line									-
Road Impact Fees	1,046	-	-	-	-	-	-	-	1,046
Gas Tax	1,503	-	-	-	-	-	-	-	1,503
Kings Highway-I75 to Desoto County Line Total	2,550	-	-	-	-	-	-	-	2,550
<b>Q-10</b> Midway Blvd - Sharpe St to Kings Hwy (including US 41 pipes)									-
Road Impact Fees	2,094	-	(0)	-	-	-	-	-	2,094
Gas Tax	3,325	158	442	-	-	-	-	-	3,926
Sales Tax 2009	24,508	288	127	-	-	-	-	-	24,922
Midway Blvd - Sharpe St to Kings Hwy (including US 41 pipe	29,927	446	569	-	-	-	-	-	30,942
<b>Q-11</b> Olean Blvd US 41 to Harbor									-
Road Impact Fees	-	-	-	-	-	-	-	-	-
Gas Tax	-	-	-	-	-	-	-	-	-
Sales Tax 2014	1,059	156	12,135	-	-	-	-	-	13,350
Olean Blvd US 41 to Harbor Total	1,059	156	12,135	-	-	-	-	-	13,350
<b>Q-12</b> Peachland Boulevard and Loveland Boulevard Intersection Signalization									-
Gas Tax	140	518	453	-	-	-	-	-	1,112
Peachland Boulevard and Loveland Boulevard Intersection	140	518	453	-	-	-	-	-	1,112
<b>Q-13</b> Sandhill Blvd Widening - Kings Hwy to Capricorn									-
Debt Proceeds	-	-	-	-	-	-	-	-	-
Road Impact Fees	-	50	2,105	922	-	-	-	-	3,076
Gas Tax	265	0	298	4,378	150	-	-	-	5,092
MSBU/TU Assessments	-	-	1,304	-	-	-	-	-	1,304
Sandhill Blvd Widening - Kings Hwy to Capricorn Total	265	50	3,706	5,300	150	-	-	-	9,472



# Capital Improvements Program Totals by Department & Project with Funding Source

## 2020 Adopted CIP

*(in thousands 000)*

	Prior Actuals	FY19 Est	FY 20	FY 21	FY 22	FY 23	FY 24	FY 25	Total
<b>Q-14</b> Burnt Store Road Ph 1 Safety & Widening from US 41 to Notre Dame									-
Debt Proceeds	12,000	-	-	-	-	-	-	-	12,000
Other	-	-	-	-	-	-	-	-	-
Road Impact Fees	1,692	-	-	-	-	-	-	-	1,692
Grants	4,158	-	-	-	-	-	-	-	4,158
Developer Contribution	-	-	-	-	-	-	-	-	-
Gas Tax	5,718	199	429	150	145	140	135	-	6,916
Other Government	1,113	-	-	-	-	-	-	-	1,113
Sales Tax 2002	3,000	-	-	-	-	-	-	-	3,000
Burnt Store Road Ph 1 Safety & Widening from US 41 to No	27,681	199	429	150	145	140	135	-	28,879
<b>Q-15</b> Burnt Store Road Ph2 Widening from Notre Dame to Zemel									-
Debt Proceeds	-	-	26,000	-	-	-	-	-	26,000
Road Impact Fees	2,430	985	1,164	510	749	662	350	400	7,250
Grants	1,871	2,000	1,219	-	-	-	-	-	5,090
Gas Tax	12	1,580	11,221	324	0	(0)	221	125	13,483
Burnt Store Road Ph2 Widening from Notre Dame to Zemel	4,313	4,565	39,604	834	749	662	571	525	51,823
<b>Q-16</b> Burnt Store Road Phase 3 / From 3200' N of Zemel Road to Lee County Line									-
Road Impact Fees	94	-	-	-	-	-	-	-	94
Grants	6,118	-	-	-	-	-	-	-	6,118
Gas Tax	2,254	75	543	-	-	-	-	-	2,872
Sales Tax 2009	20,000	-	-	-	-	-	-	-	20,000
Burnt Store Road Phase 3 / From 3200' N of Zemel Road to	28,466	75	543	-	-	-	-	-	29,084
<b>Q-17</b> Piper Road North / Enterprise Charlotte Airport Park									-
Road Impact Fees	-	-	-	-	-	-	-	-	-
Grants	53	710	-	-	-	-	-	-	763
Gas Tax	0	-	-	-	-	-	-	-	0
Sales Tax 2014	9,561	2,497	1,542	-	-	-	-	-	13,600
Piper Road North / Enterprise Charlotte Airport Park Total	9,615	3,207	1,542	-	-	-	-	-	14,363
<b>Q-18</b> Beach Road Curbing at Sandpiper Condo									-
Gas Tax	-	15	148	-	-	-	-	-	163
Beach Road Curbing at Sandpiper Condo Total	-	15	148	-	-	-	-	-	163

# Capital Improvements Program Totals by Department & Project with Funding Source

## 2020 Adopted CIP

*(in thousands 000)*

	Prior Actuals	FY19 Est	FY 20	FY 21	FY 22	FY 23	FY 24	FY 25	Total
<b>Q-19</b> CR 771 (Gasparilla Road) -SR 776 to Rotonda Blvd East									-
Road Impact Fees	2,100	55	1,021	-	-	-	-	-	3,175
Grants	579	-	-	-	-	-	-	-	579
Gas Tax	318	(0)	50	-	-	-	-	-	367
Sales Tax 2009	17,817	88	294	-	-	-	-	-	18,198
CR 771 (Gasparilla Road) -SR 776 to Rotonda Blvd East	20,812	143	1,365	-	-	-	-	-	22,320
<b>Q-20</b> CR 775 (Placida Rd) Safety Impvts/Rotonda Blvd West to Boca Grande Cswy									-
Road Impact Fees	2,957	-	-	-	-	-	-	-	2,957
Gas Tax	152	-	-	-	-	-	-	-	152
Sales Tax 2009	9,043	576	196	-	-	-	-	-	9,814
CR 775 (Placida Rd) Safety Impvts/Rotonda Blvd West to Bo	12,151	576	196	-	-	-	-	-	12,923
<b>Q-21</b> Tom Adams Bridge Rehabilitation									-
Gas Tax	15,474	-	373	-	-	-	-	-	15,847
Tom Adams Bridge Rehabilitation Total	15,474	-	373	-	-	-	-	-	15,847
<b>Q-22</b> Winchester Corridor South - Phase 3 (SR 776 to CR 775 - 4 Lane Divided)									-
Other	176	-	-	-	-	-	-	-	176
Road Impact Fees	8,621	-	-	-	-	-	-	-	8,621
Grants	6,614	-	-	-	-	-	-	-	6,614
Developer Contribution	21	-	-	-	-	-	-	-	21
Gas Tax	1,223	140	984	-	-	-	-	-	2,346
Sales Tax 2002	11,992	-	-	-	-	-	-	-	11,992
Winchester Corridor South - Phase 3 (SR 776 to CR 775 - 4 l	28,647	140	984	-	-	-	-	-	29,770
<b>Road Improvements Total</b>	<b>238,575</b>	<b>10,855</b>	<b>74,579</b>	<b>6,284</b>	<b>1,044</b>	<b>802</b>	<b>706</b>	<b>525</b>	<b>333,369</b>

# Capital Improvements Program Totals by Department & Project with Funding Source

## 2020 Adopted CIP

*(in thousands 000)*

	Prior Actuals	FY19 Est	FY 20	FY 21	FY 22	FY 23	FY 24	FY 25	Total
<b>Maintenance &amp; Operations</b>									-
<b>R-0A</b> Gas Tax Bridge Capital Maint Plan (see schedule)									-
Gas Tax	455	792	5,206	2,200	2,200	2,200	2,200	2,200	17,453
MSBU/TU Assessments	-	-	894	300	300	300	300	300	2,394
Gas Tax Bridge Capital Maint Plan (see schedule) Total	455	792	6,100	2,500	2,500	2,500	2,500	2,500	<b>19,847</b>
<b>R-0B</b> Gas Tax Paving Capital MaintPlan (see schedule)									-
Gas Tax	23,631	4,062	4,119	3,959	3,468	4,793	4,918	5,345	54,295
Gas Tax Paving Capital MaintPlan (see schedule) Total	23,631	4,062	4,119	3,959	3,468	4,793	4,918	5,345	54,295
<b>R-02</b> Sidewalk Rehab - for Compliance with Americans with Disabilities Act									-
Gas Tax	13	-	125	125	736	125	125	125	1,375
Sidewalk Rehab - for Compliance with Americans with	13	-	125	125	736	125	125	125	1,375
<b>Maintenance &amp; Operations Total</b>	<b>24,100</b>	<b>4,854</b>	<b>10,344</b>	<b>6,584</b>	<b>6,704</b>	<b>7,418</b>	<b>7,543</b>	<b>7,970</b>	75,518

## Capital Improvements Program Totals by Department & Project with Funding Source 2020 Adopted CIP

*(in thousands 000)*

		Prior								
		Actuals	FY19 Est	FY 20	FY 21	FY 22	FY 23	FY 24	FY 25	Total
<b>Lighting</b>										-
<b>T-02</b>	Street Lighting LED Conversion Program									-
	Ad Valorem	-	-	200	-	-	-	-	-	<b>200</b>
	Grants	-	-	-	-	-	-	-	-	-
	Street Lighting LED Conversion Program Total	-	-	200	-	-	-	-	-	<b>200</b>
<b>Lighting Total</b>		-	-	<b>200</b>	-	-	-	-	-	200

# Capital Improvements Program Totals by Department & Project with Funding Source

## 2020 Adopted CIP

*(in thousands 000)*

	Prior Actuals	FY19 Est	FY 20	FY 21	FY 22	FY 23	FY 24	FY 25	Total
<b>MSBU/MSTU</b>									-
<b>U-0A</b> MSBU/TU Paving Capital Maint Plan (see schedule)									-
Debt Proceeds	29,638	-	6,798	-	197	617	15,409	4,091	56,750
Other	-	-	-	-	-	-	-	-	-
Grants	-	-	-	-	-	-	-	-	-
MSBU/TU Assessments	51,715	7,567	26,736	5,959	5,414	5,689	15,667	12,161	130,908
MSBU/TU Paving Capital Maint Plan (see schedule) Total	81,353	7,567	33,533	5,959	5,611	6,306	31,076	16,252	187,657
<b>U-0B</b> MSBU/TU Dredging Capital Maint Plan (see sched)									-
Ad Valorem	750	-	-	-	-	-	-	-	750
Debt Proceeds	4,221	-	-	-	-	-	-	-	4,221
BIF	1,179	50	50	-	-	-	-	-	1,279
Other	303	-	-	-	-	-	-	-	303
Grants	3,092	-	-	-	-	-	-	-	3,092
Gas Tax	9	-	-	-	-	-	-	-	9
FEMA	2,304	-	-	-	-	-	-	-	2,304
MSBU/TU Assessments	10,715	394	2,792	1,738	3,900	280	1,328	80	21,228
Tourist Development	2,250	150	150	-	-	-	-	-	2,550
Capital Projects Fund	1,559	-	-	-	-	-	-	-	1,559
WCIND	2,100	27	145	-	-	-	-	-	2,272
MSBU/TU Dredging Capital Maint Plan (see sched) Total	28,483	621	3,138	1,738	3,900	280	1,328	80	39,567
<b>U-0C</b> MSBU/TU Bridge Capital Maint Plan (see schedule)									-
Debt Proceeds	-	-	-	-	-	-	-	-	-
Grants	-	-	-	-	-	-	-	-	-
Sales Tax 2009	92	-	208	-	-	-	-	-	300
MSBU/TU Assessments	1,168	-	3,191	105	105	-	-	-	4,569
MSBU/TU Bridge Capital Maint Plan (see schedule) Total	1,260	-	3,399	105	105	-	-	-	4,869
<b>U-02</b> Caloosahatchee TMDL/BMAP (Basin Management Action Plan)									-
Ad Valorem	11	7	14	-	-	-	-	-	32
MSBU/TU Assessments	-	-	0	-	-	-	-	-	0
Caloosahatchee TMDL/BMAP (Basin Management Action PI	11	7	14	-	-	-	-	-	32

# Capital Improvements Program Totals by Department & Project with Funding Source

## 2020 Adopted CIP

(in thousands 000)

	Prior Actuals	FY19 Est	FY 20	FY 21	FY 22	FY 23	FY 24	FY 25	Total
<b>U-03</b> Canal Sediment Removal-Mid County									-
MSBU/TU Assessments	-	-	2,072	1,140	1,140	1,140	1,140	1,140	7,772
Canal Sediment Removal-Mid County Total	-	-	2,072	1,140	1,140	1,140	1,140	1,140	7,772
<b>U-04</b> Canal Sediment Removal-West County									-
MSBU/TU Assessments	-	-	880	620	620	620	620	620	3,980
Canal Sediment Removal-West County Total	-	-	880	620	620	620	620	620	3,980
<b>U-05</b> Don Pedro/Knight/Palm Island Re-nourishment									-
Ad Valorem	-	520	520	520	520	520	520	520	3,640
Debt Proceeds	-	-	5,608	-	-	-	-	-	5,608
Grants	-	-	3,096	-	-	-	-	-	3,096
FEMA	-	-	2,885	-	-	-	-	-	2,885
MSBU/TU Assessments	-	(520)	(3,487)	(243)	(270)	(321)	(351)	(382)	(5,573)
Don Pedro/Knight/Palm Island Re-nourishment Total	-	-	8,621	277	250	199	169	138	9,655
<b>U-06</b> Englewood East Sidewalks									-
MSBU/TU Assessments	39	171	1,388	-	-	-	-	-	1,598
Englewood East Sidewalks Total	39	171	1,388	-	-	-	-	-	1,598
<b>U-07</b> Greater Port Charlotte Drainage Control Structure Replacement									-
Other	711	-	-	-	-	-	-	-	711
Grants	4,427	-	-	-	-	-	-	-	4,427
MSBU/TU Assessments	25,590	-	6,987	-	-	-	-	-	32,577
Greater Port Charlotte Drainage Control Structure Replacen	30,728	-	6,987	-	-	-	-	-	37,715
<b>U-08</b> GPC Dorchester Sidewalks									-
MSBU/TU Assessments	5	-	1,093	-	-	-	-	-	1,098
GPC Dorchester Sidewalks Total	5	-	1,093	-	-	-	-	-	1,098
<b>U-09</b> GPC Sidewalks									-
MSBU/TU Assessments	-	-	1,040	1,040	1,040	1,040	1,040	1,040	6,240
GPC Sidewalks Total	-	-	1,040	1,040	1,040	1,040	1,040	1,040	6,240
<b>U-10</b> Grove City Sidewalk - Ave Americas and San Casa Ave Americas to Worth									-
Gas Tax	-	-	195	-	-	-	-	-	195
MSBU/TU Assessments	11	15	452	-	-	-	-	-	478
Grove City Sidewalk - Ave Americas and San Casa Ave Ameri	11	15	647	-	-	-	-	-	673
<b>U-11</b> Gulf Cove Pathways									-

# Capital Improvements Program Totals by Department & Project with Funding Source

## 2020 Adopted CIP

(in thousands 000)

		Prior								
		Actuals	FY19 Est	FY 20	FY 21	FY 22	FY 23	FY 24	FY 25	Total
<b>U-11</b>	MSBU/TU Assessments	40	-	256	-	1,778	1,560	1,352	-	4,987
	Gulf Cove Pathways Total	40	-	256	-	1,778	1,560	1,352	-	4,987
<b>U-12</b>	Lake 1 Excavation for Three Lakes Project									-
	MSBU/TU Assessments	49	-	521	-	-	-	-	-	570
	Lake 1 Excavation for Three Lakes Project Total	49	-	521	-	-	-	-	-	570
<b>U-13</b>	Manasota Key Beach Nourishment									-
	Ad Valorem	-	-	-	-	-	-	-	-	-
	Debt Proceeds	-	-	20,493	-	-	-	-	-	20,493
	BIF	-	200	200	200	200	200	200	-	1,200
	MSBU/TU Assessments	625	(550)	1,493	312	191	(54)	33	291	2,340
	Tourist Development	-	350	350	350	350	350	350	-	2,100
	BP Settlement Fund	1,402	49	49	-	-	-	-	-	1,500
	Sarasota Reimbursement	-	-	6,824	-	-	-	-	-	6,824
	Manasota Key Beach Nourishment Total	2,027	49	29,409	862	741	496	583	291	34,457
<b>U-14</b>	Manasota Key Community Plan									-
	MSBU/TU Assessments	358	-	1,541	-	-	-	-	700	2,599
	Manasota Key Community Plan Total	358	-	1,541	-	-	-	-	700	2,599
<b>U-15</b>	National Pollution Discharge Elimination Pgm									-
	Grants	4	-	5	-	-	-	-	-	9
	MSBU/TU Assessments	1,234	-	437	125	125	125	125	-	2,171
	National Pollution Discharge Elimination Pgm Total	1,238	-	442	125	125	125	125	-	2,180
<b>U-16</b>	South Gulf Cove Multi-Use Pathway									-
	Debt Proceeds	3,000	-	-	-	-	-	-	-	3,000
	MSBU/TU Assessments	(54)	105	5,261	94	77	67	57	46	5,653
	South Gulf Cove Multi-Use Pathway Total	2,946	105	5,261	94	77	67	57	46	8,653
<b>U-17</b>	South Gulf Cove Parallel Lock									-
	MSBU/TU Assessments	62	-	472	-	-	-	-	-	533
	South Gulf Cove Parallel Lock Total	62	-	472	-	-	-	-	-	533
<b>U-18</b>	Total Maximum Daily Load Program									-
	MSBU/TU Assessments	35	-	416	-	-	-	-	-	451
	Total Maximum Daily Load Program Total	35	-	416	-	-	-	-	-	451
<b>MSBU/MSTU Total</b>		<b>148,643</b>	<b>8,536</b>	<b>101,129</b>	<b>11,961</b>	<b>15,388</b>	<b>11,833</b>	<b>37,490</b>	<b>20,307</b>	<b>355,287</b>

# Capital Improvements Program Totals by Department & Project with Funding Source

## 2020 Adopted CIP

*(in thousands 000)*

	Prior Actuals	FY19 Est	FY 20	FY 21	FY 22	FY 23	FY 24	FY 25	Total
<b>Utilities</b>									-
<b>W-0A</b> Utility Capital Maint Plan (see schedule)									-
R & R Fund	-	-	1,665	1,585	1,515	1,685	1,685	1,685	9,820
Utility Capital Maint Plan (see schedule) Total	-	-	1,665	1,585	1,515	1,685	1,685	1,685	9,820
<b>W-02</b> Ingram Potable Water Booster Station (SR771 to Rotonda)									-
Debt Proceeds	183	-	-	-	-	-	-	-	183
Conn. Fee -Water	38	14	423	33	32	30	28	27	626
O & M Fund	0	-	(0)	-	-	-	-	-	(0)
SRF Funding	-	-	3,367	-	-	-	-	-	3,367
Sinking Fund	-	-	-	-	-	-	-	-	-
Ingram Potable Water Booster Station (SR771 to Rotonda) 1	221	14	3,791	33	32	30	28	27	<b>4,176</b>
<b>W-03</b> Hillsborough Potable Water									-
Conn. Fee -Wastewater	-	-	-	-	-	-	-	-	-
Conn. Fee -Water	-	-	150	-	-	-	-	-	150
R & R Fund	-	-	-	-	-	-	-	-	-
Hillsborough Potable Water Total	-	-	150	-	-	-	-	-	150
<b>W-04</b> Major Water Transmission Lines									-
Sales Tax 2009	270	-	-	-	-	-	-	-	270
Conn. Fee -Wastewater	5,112	-	-	-	-	-	-	-	5,112
Conn. Fee -Water	2,214	-	881	250	250	250	250	250	4,346
R & R Fund	243	-	48	-	-	-	-	-	291
O & M Fund	9	-	-	-	-	-	-	-	9
Sinking Fund	32	-	-	-	-	-	-	-	32
Major Water Transmission Lines Total	7,882	-	930	250	250	250	250	250	10,061
<b>W-05</b> Wastewater Force Mains Expansionary									-
Debt Proceeds	-	-	-	-	-	-	-	-	-
Sales Tax 2009	33	-	-	-	-	-	-	-	33
Conn. Fee -Wastewater	2,826	187	444	250	600	600	600	600	6,106
Conn. Fee -Water	-	-	-	-	-	-	-	-	-
R & R Fund	1,953	-	(0)	-	-	-	-	-	1,953
O & M Fund	14	-	(0)	-	-	-	-	-	14



## Capital Improvements Program Totals by Department & Project with Funding Source 2020 Adopted CIP

*(in thousands 000)*

		Prior Actuals	FY19 Est	FY 20	FY 21	FY 22	FY 23	FY 24	FY 25	Total
<b>W-05</b>	Other Fund	(0)	-	-	-	-	-	-	-	(0)
	Sinking Fund	20	-	-	-	-	-	-	-	20
	Wastewater Force Mains Expansionary Total	4,846	187	443	250	600	600	600	600	8,126
<b>W-06</b>	Reclaimed Water Lines									-
	Conn. Fee -Wastewater	131	234	1,034	150	150	150	150	150	2,148
	Conn. Fee -Water	8	-	-	-	-	-	-	-	8
	R & R Fund	-	-	0	-	-	-	-	-	0
	Sinking Fund	-	-	-	-	-	-	-	-	-
	Sales Tax 2002	13	-	-	-	-	-	-	-	13
	Reclaimed Water Lines Total	152	234	1,034	150	150	150	150	150	2,170
<b>W-07</b>	Wastewater Force Main Replacement - Deep Creek									-
	Conn. Fee -Wastewater	151	-	-	-	-	-	-	-	151
	R & R Fund	1,769	1	935	39	37	35	33	31	2,880
	SRF Funding	692	-	1,514	-	-	-	-	-	2,206
	Sinking Fund	16	-	-	-	-	-	-	-	16
	Pending SRF	-	-	1,620	-	-	-	-	-	1,620
	Wastewater Force Main Replacement - Deep Creek Total	2,627	1	4,069	39	37	35	33	31	6,872
<b>W-08</b>	Master Lift Stations									-
	Debt Proceeds	-	-	-	-	-	-	-	-	-
	Conn. Fee -Wastewater	99	34	1,338	750	750	750	750	750	5,220
	Sinking Fund	-	-	-	-	-	-	-	-	-
	Master Lift Stations Total	99	34	1,338	750	750	750	750	750	5,220

# Capital Improvements Program Totals by Department & Project with Funding Source

## 2020 Adopted CIP

*(in thousands 000)*

	Prior Actuals	FY19 Est	FY 20	FY 21	FY 22	FY 23	FY 24	FY 25	Total
<b>W-09</b> Reclaimed Connections for County Facilities									-
Developer Contribution	-	-	-	-	-	-	-	-	-
Conn. Fee -Wastewater	49	-	771	-	-	-	-	-	820
Grants Pending	0	-	0	-	-	-	-	-	0
Capital Projects Fund	(0)	-	0	-	-	-	-	-	(0)
Sinking Fund	-	-	-	-	-	-	-	-	-
Reclaimed Connections for County Facilities Total	49	-	771	-	-	-	-	-	820
<b>W-10</b> Grand Master Lift Station and Gravity Interceptor - Loveland Blvd Midway to Olean									-
Debt Proceeds	1	-	-	-	-	-	-	-	1
Conn. Fee -Wastewater	864	-	206	196	186	177	167	157	1,953
Conn. Fee -Water	-	-	-	-	-	-	-	-	-
SRF Funding	4,265	5,196	10,917	-	-	-	-	-	20,378
Utility Capital Projects	2,190	-	1,625	-	-	-	-	-	3,814
Grand Master Lift Station and Gravity Interceptor - Loveland Blvd Midway to Olean Total	7,320	5,196	12,747	196	186	177	167	157	26,146
<b>W-11</b> Myakka River 24" Water Main									-
Debt Proceeds	-	-	-	-	-	-	-	-	-
Conn. Fee -Water	-	-	3,091	-	-	-	-	-	3,091
O & M Fund	-	-	0	-	-	-	-	-	0
Sinking Fund	-	-	-	-	-	-	-	-	-
Pending SRF	-	-	-	-	-	-	-	-	-
Myakka River 24" Water Main Total	-	-	3,091	-	-	-	-	-	3,091
<b>W-12</b> Myakka Potable Water Booster Station									-
Debt Proceeds	90	-	-	-	-	-	-	-	90
Conn. Fee -Water	145	526	595	22	21	20	19	18	1,365
O & M Fund	0	-	-	-	-	-	-	-	0
SRF Funding	-	-	1,586	-	-	-	-	-	1,586
Sinking Fund	-	-	-	-	-	-	-	-	-
Myakka Potable Water Booster Station Total	235	526	2,182	22	21	20	19	18	3,040

# Capital Improvements Program Totals by Department & Project with Funding Source

## 2020 Adopted CIP

*(in thousands 000)*

	Prior Actuals	FY19 Est	FY 20	FY 21	FY 22	FY 23	FY 24	FY 25	Total
<b>W-13</b> Burnt Store Road Ph 2 Utility Infrastructure									-
Conn. Fee -Wastewater	48	2	35	-	-	-	-	-	85
Conn. Fee -Water	55	2	27	-	-	-	-	-	84
R & R Fund	330	0	22	-	-	-	-	-	352
Utility Capital Projects	-	-	3,000	-	-	-	-	-	3,000
Burnt Store Road Ph 2 Utility Infrastructure Total	433	4	3,083	-	-	-	-	-	3,521
<b>W-14</b> Burnt Store WRF Expansion									-
Debt Proceeds	-	-	-	-	-	-	-	-	-
Conn. Fee -Wastewater	-	-	-	-	-	-	-	-	-
Conn. Fee -Water	-	-	-	-	-	-	-	-	-
SRF Funding	-	-	-	-	-	-	-	-	-
Pending SRF	-	-	4,200	-	32,200	-	-	-	36,400
Burnt Store WRF Expansion Total	-	-	4,200	-	32,200	-	-	-	36,400
<b>W-15</b> East Port WRF Expansion									-
Debt Proceeds	-	-	-	-	-	-	-	-	-
Conn. Fee -Wastewater	-	-	-	-	-	-	-	-	-
Conn. Fee -Water	-	-	-	-	-	-	-	-	-
SRF Funding	-	-	-	-	-	-	-	-	-
Pending SRF	-	-	30,120	-	-	-	-	-	30,120
East Port WRF Expansion Total	-	-	30,120	-	-	-	-	-	30,120
<b>W-16</b> Cape Haze Sewer & Reclaim									-
Conn. Fee -Wastewater	-	-	-	-	-	-	-	-	-
Conn. Fee -Water	-	-	-	-	-	-	-	-	-
R & R Fund	-	-	2,100	-	-	-	-	-	2,100
Cape Haze Sewer & Reclaim Total	-	-	2,100	-	-	-	-	-	2,100
<b>W-17</b> Charlotte Harbor Water Quality Initiative Phase II El Jobean									-
Grants	-	-	1,451	-	-	-	-	-	1,451
Conn. Fee -Wastewater	-	-	-	-	-	-	-	-	-
O & M Fund	35	(35)	0	-	-	-	-	-	0
SRF Funding	-	-	3,760	-	-	-	-	-	3,760
MSBU Assessments	-	-	-	42	40	38	36	34	191

# Capital Improvements Program Totals by Department & Project with Funding Source

## 2020 Adopted CIP

*(in thousands 000)*

		Prior								
		Actuals	FY19 Est	FY 20	FY 21	FY 22	FY 23	FY 24	FY 25	Total
<b>W-17</b>	BP Settlement Fund	375	131	3,895	-	-	-	-	-	4,400
	Charlotte Harbor Water Quality Initiative Phase II El Jobean	410	96	9,105	42	40	38	36	34	9,802
<b>W-18</b>	Water Transmission/Wastewater Collection Reimbursement									-
	Conn. Fee -Wastewater	231	-	2,000	500	500	500	500	500	4,731
	Conn. Fee -Water	-	-	1,000	500	500	500	500	500	3,500
	Water Transmission/Wastewater Collection Reimbusemen	231	-	3,000	1,000	1,000	1,000	1,000	1,000	8,231
<b>W-19</b>	CCU Business Services Customer Billing									-
	O & M Fund	1,489	-	851	-	800	800	800	800	5,540
	Other Fund	-	-	-	-	-	-	-	-	-
	Sinking Fund	-	-	-	-	-	-	-	-	-
	CCU Business Services Customer Billing Total	1,489	-	851	-	800	800	800	800	5,540
<b>W-20</b>	Parkside: Harbor Blvd -US41 to Olean									-
	Debt Proceeds	41	-	-	-	-	-	-	-	41
	Conn. Fee -Wastewater	-	-	-	-	-	-	-	-	-
	Conn. Fee -Water	-	-	-	-	-	-	-	-	-
	R & R Fund	-	-	-	-	-	-	-	-	-
	O & M Fund	0	-	-	-	-	-	-	-	0
	Sinking Fund	-	-	-	-	-	-	-	-	-
	Utility Capital Projects	1,876	299	783	-	-	-	-	-	2,958
	Parkside: Harbor Blvd -US41 to Olean Total	1,917	299	783	-	-	-	-	-	2,999
<b>W-21</b>	Parkside: Gertrude and Aaron Street									-
	Debt Proceeds	82	-	-	-	-	-	-	-	82
	Grants	-	-	-	-	-	-	-	-	-
	O & M Fund	-	-	(0)	-	-	-	-	-	(0)
	SRF Funding	-	-	-	-	-	-	-	-	-
	Sinking Fund	-	-	-	-	-	-	-	-	-
	Utility Capital Projects	4	5	3,629	-	-	-	-	-	3,638
	Parkside: Gertrude and Aaron Street Total	85	5	3,629	-	-	-	-	-	3,719

# Capital Improvements Program Totals by Department & Project with Funding Source

## 2020 Adopted CIP

*(in thousands 000)*

	Prior Actuals	FY19 Est	FY 20	FY 21	FY 22	FY 23	FY 24	FY 25	Total
<b>W-22</b> Parkside: Olean Blvd (US41 to Easy)									-
Conn. Fee -Wastewater	-	-	-	-	-	-	-	-	-
Conn. Fee -Water	-	-	-	-	-	-	-	-	-
R & R Fund	-	-	-	-	-	-	-	-	-
O & M Fund	-	-	0	-	-	-	-	-	0
Utility Capital Projects	70	11	2,441	-	-	-	-	-	2,522
Parkside: Olean Blvd (US41 to Easy) Total	70	11	2,441	-	-	-	-	-	2,522
<b>W-23</b> Charlotte Harbor Water Quality Initiative Phase II - Countryman & Ackerman									-
O & M Fund	49	-	211	20	19	18	17	16	352
SRF Funding	718	80	1,123	-	-	-	-	-	1,921
Charlotte Harbor Water Quality Initiative Phase II - Country	767	80	1,334	20	19	18	17	16	2,273
<b>W-24</b> US 41 Southbound Utility Improvements									-
Conn. Fee -Wastewater	-	-	-	-	-	-	-	-	-
Conn. Fee -Water	-	-	-	-	-	-	-	-	-
R & R Fund	-	45	3,855	-	-	-	-	-	3,900
O & M Fund	-	-	-	-	-	-	-	-	-
US 41 Southbound Utility Improvements Total	-	45	3,855	-	-	-	-	-	3,900
<b>W-25</b> Waterway Crossings for Public Works									-
Conn. Fee -Wastewater	-	-	240	60	60	60	-	-	420
Conn. Fee -Water	59	-	240	60	60	60	-	-	480
R & R Fund	2,245	-	379	-	-	-	-	-	2,625
MSBU Assessments	-	-	-	-	-	-	-	-	-
Other Fund	1,688	-	-	-	-	-	-	-	1,688
Sinking Fund	22	-	-	-	-	-	-	-	22
Waterway Crossings for Public Works Total	4,014	-	860	120	120	120	-	-	5,234
<b>Utilities Total</b>	<b>32,846</b>	<b>6,732</b>	<b>97,571</b>	<b>4,457</b>	<b>37,720</b>	<b>5,673</b>	<b>5,536</b>	<b>5,519</b>	<b>196,054</b>

# Capital Improvements Program Totals by Department & Project with Funding Source

## 2020 Adopted CIP

*(in thousands 000)*

	Prior Actuals	FY19 Est	FY 20	FY 21	FY 22	FY 23	FY 24	FY 25	Total
<b>Hurricane</b>									-
<b>X-02</b> Allapatchee Shores Park									-
Ad Valorem	21	20	322	-	-	-	-	-	363
Allapatchee Shores Park Total	21	20	322	-	-	-	-	-	363
<b>X-03</b> Alligator Creek Dredging Post Irma									-
Ad Valorem	17	-	190	-	-	-	-	-	207
Alligator Creek Dredging Post Irma Total	17	-	190	-	-	-	-	-	207
<b>X-04</b> Bayshore Park									-
Ad Valorem	65	201	57	-	-	-	-	-	323
Bayshore Park Total	65	201	57	-	-	-	-	-	323
<b>X-05</b> Indian Springs Cemetery Bank Stabilization									-
Ad Valorem	26	31	721	-	-	-	-	-	778
FEMA	-	-	-	-	-	-	-	-	-
Indian Springs Cemetery Bank Stabilization Total	26	31	721	-	-	-	-	-	778
<b>X-06</b> Justice Center Envelope Mitigation									-
Ad Valorem	97	168	2,460	-	-	-	-	-	2,725
FEMA	-	-	-	-	-	-	-	-	-
Justice Center Envelope Mitigation Total	97	168	2,460	-	-	-	-	-	2,725
<b>X-07</b> Live Oak Point Park									-
Ad Valorem	53	565	95	-	-	-	-	-	713
Live Oak Point Park Total	53	565	95	-	-	-	-	-	713
<b>X-08</b> Port Charlotte Beach Shoreline Restoration									-

## Capital Improvements Program Totals by Department & Project with Funding Source 2020 Adopted CIP

*(in thousands 000)*

		Prior								
		Actuals	FY19 Est	FY 20	FY 21	FY 22	FY 23	FY 24	FY 25	Total
<b>X-08</b>	Ad Valorem	-	30	355	-	-	-	-	-	385
	Port Charlotte Beach Shoreline Restoration Total	-	30	355	-	-	-	-	-	385
<b>X-09</b>	Charlotte County Erosion Project FEMA Funds									-
	Ad Valorem	-	-	-	313	-	-	-	-	313
	Grants	-	-	-	418	-	-	-	-	418
	FEMA	-	-	-	939	-	-	-	-	939
	Charlotte County Erosion Project FEMA Funds Total	-	-	-	1,670	-	-	-	-	1,670
<b>X-10</b>	Water Control Structures -41069									-
	Grants	-	284	126	-	-	-	-	-	409
	MSBU/TU Assessments	103	47	72	-	-	-	-	-	222
	Water Control Structures -41069 Total	103	331	197	-	-	-	-	-	631
<b>Hurricane Total</b>		<b>382</b>	<b>1,345</b>	<b>4,398</b>	<b>1,670</b>	<b>-</b>	<b>-</b>	<b>-</b>	<b>-</b>	<b>7,795</b>
<b>Grand Total</b>		<b>489,288</b>	<b>73,618</b>	<b>400,485</b>	<b>49,282</b>	<b>79,210</b>	<b>44,807</b>	<b>70,963</b>	<b>47,789</b>	<b>1,255,442</b>

**CHARLOTTE COUNTY**  
**CAPITAL IMPROVEMENT PROGRAM 2020**  
**SUMMARY CIP PROJECT TOTALS BY SOURCE**  
(\$ IN THOUSANDS)

	<u>FY 20</u>	<u>FY 21</u>	<u>FY 22</u>	<u>FY 23</u>	<u>FY 24</u>	<u>FY 25</u>	<u>SIX YEAR TOTAL</u>
<b>BY REVENUE TYPE:</b>							
<b>IMPACT FEES</b>							
Impact Fees	1,422	671	-	-	-	-	<b>2,093</b>
Road Impact Fees	4,289	1,431	749	662	350	400	<b>7,881</b>
<b>IMPACT FEES TOTAL:</b>	<b>5,711</b>	<b>2,103</b>	<b>749</b>	<b>662</b>	<b>350</b>	<b>400</b>	<b>9,975</b>
<b>CAPITAL PROJECTS FUND</b>							
Ad Valorem Taxes	64,303	13,721	12,077	14,654	11,729	9,511	<b>125,994</b>
<b>CAPITAL PROJECTS FUND TOTAL:</b>	<b>64,303</b>	<b>13,721</b>	<b>12,077</b>	<b>14,654</b>	<b>11,729</b>	<b>9,511</b>	<b>125,994</b>
<b>SALES TAX</b>							
One Cent Sales Tax Extension 2009	5,172	-	-	-	-	-	<b>5,172</b>
One Cent Sales Tax Extension 2014	50,505	100	-	-	-	-	<b>50,605</b>
<b>SALES TAX TOTAL:</b>	<b>55,677</b>	<b>100</b>	<b>-</b>	<b>-</b>	<b>-</b>	<b>-</b>	<b>55,777</b>
<b>OTHER TAXES / ASSMTS / FEES</b>							
Assessmts/Dev Districts/Contrib	1,727	760	2,916	1,965	4,965	795	<b>13,128</b>
BIF, WCIND, MAC	395	200	200	200	200	-	<b>1,195</b>
Fleet Enterprise	936	-	-	146	-	-	<b>1,082</b>
Gas Tax	35,373	11,727	8,296	8,468	9,021	10,475	<b>83,361</b>
MSBUs / MSTUs	55,811	11,233	14,461	10,484	21,347	16,030	<b>129,366</b>
Native Tree	1,433	765	250	250	-	-	<b>2,698</b>
Solid Waste Enterprise Fund	2,121	1,272	1,005	-	24	145	<b>4,567</b>
Tourist Development	500	350	350	350	350	-	<b>1,900</b>
Water and Sewer Fees	24,116	5,128	6,008	6,478	6,883	6,341	<b>54,953</b>
<b>OTHER TAXES / ASSMTS / FEES TOTAL:</b>	<b>122,412</b>	<b>31,435</b>	<b>33,486</b>	<b>28,340</b>	<b>42,791</b>	<b>33,787</b>	<b>292,250</b>
<b>OTHER SOURCES OF REVENUE</b>							
Grants	13,780	1,923	501	534	684	-	<b>17,422</b>
Other Sources of Revenue	21,499	-	-	-	-	-	<b>21,499</b>
Radio Communication	-	-	-	-	-	-	<b>-</b>
<b>OTHER SOURCES OF REVENUE TOTAL:</b>	<b>35,279</b>	<b>1,923</b>	<b>501</b>	<b>534</b>	<b>684</b>	<b>-</b>	<b>38,921</b>



**CHARLOTTE COUNTY**  
**CAPITAL IMPROVEMENT PROGRAM 2020**  
**SUMMARY CIP PROJECT TOTALS BY SOURCE**  
(\$ IN THOUSANDS)

	<u>FY 20</u>	<u>FY 21</u>	<u>FY 22</u>	<u>FY 23</u>	<u>FY 24</u>	<u>FY 25</u>	<u>SIX YEAR TOTAL</u>
<b>BY REVENUE TYPE:</b>							
<b>LOANS</b>							
Debt	117,104	-	32,397	617	15,409	4,091	<b>169,618</b>
<b>LOANS TOTAL:</b>	<b>117,104</b>	<b>-</b>	<b>32,397</b>	<b>617</b>	<b>15,409</b>	<b>4,091</b>	<b>169,618</b>
<b>GRAND TOTAL REVENUE:</b>	<b>400,485</b>	<b>49,282</b>	<b>79,210</b>	<b>44,807</b>	<b>70,963</b>	<b>47,789</b>	<b>692,536</b>

**BY EXPENDITURE FUNCTION:**

<u>Department</u>	<u>FY 20</u>	<u>FY 21</u>	<u>FY 22</u>	<u>FY 23</u>	<u>FY 24</u>	<u>FY 25</u>	<u>SIX YEAR TOTAL</u>
General Government	16,243	7,125	8,171	7,347	7,532	5,530	<b>51,947</b>
Facilities Management	34,524	5,794	4,925	6,522	4,883	2,710	<b>59,359</b>
Natural Resources	-	-	-	-	-	-	<b>-</b>
Libraries	680	-	-	-	-	-	<b>680</b>
Parks & Recreation	29,709	4,467	4,388	4,342	4,403	4,373	<b>51,682</b>
Hurricane	4,398	1,670	-	-	-	-	<b>6,068</b>
IT/GIS	1,276	940	870	870	870	855	<b>5,681</b>
Emergency Medical Services	-	-	-	-	-	-	<b>-</b>
Fire Rescue	18,203	-	-	-	2,000	-	<b>20,203</b>
Sheriff	10,079	-	-	-	-	-	<b>10,079</b>
Solid Waste	1,550	-	-	-	-	-	<b>1,550</b>
Road Improvements	74,579	6,284	1,044	802	706	525	<b>83,939</b>
Maintenance & Operations	10,344	6,584	6,704	7,418	7,543	7,970	<b>46,564</b>
Lighting District	200	-	-	-	-	-	<b>200</b>
MSBUs / MSTUs	101,129	11,961	15,388	11,833	37,490	20,307	<b>198,108</b>
Utilities	97,571	4,457	37,720	5,673	5,536	5,519	<b>156,476</b>
<b>TOTAL EXPENDITURES:</b>	<b>400,485</b>	<b>49,282</b>	<b>79,210</b>	<b>44,807</b>	<b>70,963</b>	<b>47,789</b>	<b>692,536</b>

**Capital Improvements Program Totals by Department & Project**

*(in thousands 000)*

2020 Adopted CIP

Title	Prior Actuals	FY 19 Est	FY 20	FY 21	FY 22	FY 23	FY 24	FY 25	Total
<b>General Government</b>	<b>9,319</b>	<b>3,343</b>	<b>16,243</b>	<b>7,125</b>	<b>8,171</b>	<b>7,347</b>	<b>7,532</b>	<b>5,530</b>	<b>64,610</b>
D-0A Heavy Equipment Replcemnt(see schedule)	-	-	5,148	4,313	7,205	6,133	7,279	5,277	35,355
<b>D-0A Total</b>	-	-	5,148	4,313	7,205	6,133	7,279	5,277	35,355
D-02 GDC Land Purchase	4,850	253	253	253	253	253	253	253	6,619
<b>D-02 Total</b>	4,850	253	253	253	253	253	253	253	6,619
D-03 Parkside-Harbor Boulevard - US 41 to Olean Blvd (including Gateway)	2,594	3,046	100	-	-	-	-	-	5,739
<b>D-03 Total</b>	2,594	3,046	100	-	-	-	-	-	5,739
D-04 Parkside CRA Multi-use Trails & Greenway	1,058	6	2,506	-	-	-	-	-	3,570
<b>D-04 Total</b>	1,058	6	2,506	-	-	-	-	-	3,570
D-05 Landscaping Gateways, Entry Features & Thoroughfares	817	39	3,967	765	713	962	-	-	7,263
<b>D-05 Total</b>	817	39	3,967	765	713	962	-	-	7,263
D-06 Fuel Facility Upgrade	-	-	838	-	-	-	-	-	838
<b>D-06 Total</b>	-	-	838	-	-	-	-	-	838
D-07 Additional Equipment and Replacement of Non Rolling Stock	-	-	1,432	594	-	-	-	-	2,026
<b>D-07 Total</b>	-	-	1,432	594	-	-	-	-	2,026
D-08 Helicopter for Mosquito Control	-	-	2,000	-	-	-	-	-	2,000
<b>D-08 Total</b>	-	-	2,000	-	-	-	-	-	2,000
D-09 EDEN to Munis Conversion	-	-	-	1,200	-	-	-	-	1,200
<b>D-09 Total</b>	-	-	-	1,200	-	-	-	-	1,200
<b>Facilities Management</b>	<b>7,749</b>	<b>7,758</b>	<b>34,420</b>	<b>5,794</b>	<b>4,925</b>	<b>6,522</b>	<b>4,883</b>	<b>2,710</b>	<b>74,762</b>
F-0A Facilities Capital Maintenance Plan (see schedule)	-	5,029	6,973	5,688	4,822	6,424	4,790	2,623	36,348
<b>F-0A Total</b>	-	5,029	6,973	5,688	4,822	6,424	4,790	2,623	36,348
F-02 Energy Performance Improvement Measures	3,955	107	109	106	103	98	93	88	4,660
<b>F-02 Total</b>	3,955	107	109	106	103	98	93	88	4,660
F-03 Justice Center Renovation & Remodel	2,877	2,620	14,393	-	-	-	-	-	19,890
<b>F-03 Total</b>	2,877	2,620	14,393	-	-	-	-	-	19,890
F-04 Family Services Center Expansion and Remodeling	646	-	10,001	-	-	-	-	-	10,647
<b>F-04 Total</b>	646	-	10,001	-	-	-	-	-	10,647
F-05 Transit Facility	270	2	2,945	-	-	-	-	-	3,217
<b>F-05 Total</b>	270	2	2,945	-	-	-	-	-	3,217
<b>Libraries</b>	<b>3,209</b>	<b>3,912</b>	<b>680</b>	-	-	-	-	-	<b>7,801</b>
H-02 Punta Gorda Charlotte Library	3,209	3,912	680	-	-	-	-	-	7,801
<b>H-02 Total</b>	3,209	3,912	680	-	-	-	-	-	7,801
<b>Parks</b>	<b>13,194</b>	<b>17,706</b>	<b>29,709</b>	<b>4,467</b>	<b>4,388</b>	<b>4,342</b>	<b>4,403</b>	<b>4,373</b>	<b>82,582</b>
I-0A Comm Svcs Capital Mt Plan (see schedule)	-	4,013	4,481	4,367	4,388	4,342	4,403	4,373	30,367
<b>I-0A Total</b>	-	4,013	4,481	4,367	4,388	4,342	4,403	4,373	30,367
I-02 Bayshore Live Oak Park	738	31	752	-	-	-	-	-	1,522
<b>I-02 Total</b>	738	31	752	-	-	-	-	-	1,522
I-03 Harold Avenue Rec Center Wind Retrofit	-	-	119	-	-	-	-	-	119
<b>I-03 Total</b>	-	-	119	-	-	-	-	-	119
I-04 North Charlotte Regional Park Recreation Center	3,492	5,231	1,588	-	-	-	-	-	10,310
<b>I-04 Total</b>	3,492	5,231	1,588	-	-	-	-	-	10,310
I-05 North Charlotte Reg Park Aquatic Center	-	50	7,450	-	-	-	-	-	7,500
<b>I-05 Total</b>	-	50	7,450	-	-	-	-	-	7,500
I-06 Port Charlotte Beach Sailing Center	-	-	918	-	-	-	-	-	918
<b>I-06 Total</b>	-	-	918	-	-	-	-	-	918
I-07 William R. Gaines Jr. Veterans Memorial Park	22	88	1,941	-	-	-	-	-	2,050
<b>I-07 Total</b>	22	88	1,941	-	-	-	-	-	2,050
I-08 South County Regional Park	738	499	805	-	-	-	-	-	2,042
<b>I-08 Total</b>	738	499	805	-	-	-	-	-	2,042
I-09 Ann and Chuck Dever Memorial Regional Park Recreation Center	2,559	4,151	345	-	-	-	-	-	7,056
<b>I-09 Total</b>	2,559	4,151	345	-	-	-	-	-	7,056
I-10 Placida West Boat Ramp - 12560 Placida Road	-	-	6,900	100	-	-	-	-	7,000

**Capital Improvements Program Totals by Department & Project**

*(in thousands 000)*

2020 Adopted CIP

Title	Prior Actuals	FY 19 Est	FY 20	FY 21	FY 22	FY 23	FY 24	FY 25	Total
<b>I-10 Total</b>	-	-	6,900	100	-	-	-	-	7,000
I-11 Boating Improvements-Ainger Creek	775	97	604	-	-	-	-	-	1,476
<b>I-11 Total</b>	775	97	604	-	-	-	-	-	1,476
I-12 FCT Required Improvements	385	216	10	-	-	-	-	-	611
<b>I-12 Total</b>	385	216	10	-	-	-	-	-	611
I-13 Multi-use Trails and on-road bicycle lanes	124	290	3,386	-	-	-	-	-	3,800
<b>I-13 Total</b>	124	290	3,386	-	-	-	-	-	3,800
I-14 Parking and Stormwater Improvements	2,396	1,166	127	-	-	-	-	-	3,689
<b>I-14 Total</b>	2,396	1,166	127	-	-	-	-	-	3,689
I-15 Recreation Center Additions/Improvements	1,965	1,874	284	-	-	-	-	-	4,123
<b>I-15 Total</b>	1,965	1,874	284	-	-	-	-	-	4,123
<b>Information Technology</b>	<b>271</b>	<b>1,288</b>	<b>1,276</b>	<b>940</b>	<b>870</b>	<b>870</b>	<b>870</b>	<b>855</b>	<b>7,240</b>
J-0A Information Technology Capital Maintenance Plan	-	875	960	940	870	870	870	855	6,240
<b>J-0A Total</b>	-	875	960	940	870	870	870	855	6,240
J-02 Enterprise Asset Management /Work Order System Upgrade	271	413	316	-	-	-	-	-	1,000
<b>J-02 Total</b>	271	413	316	-	-	-	-	-	1,000
<b>Emergency Medical Services</b>	-	<b>322</b>	-	-	-	-	-	-	<b>322</b>
L-02 Ambulance Rescue Unit (Addl)	-	322	-	-	-	-	-	-	322
<b>L-02 Total</b>	-	322	-	-	-	-	-	-	322
<b>Fire Rescue</b>	<b>6,978</b>	<b>2,456</b>	<b>18,203</b>	-	-	-	<b>2,000</b>	-	<b>29,636</b>
M-02 Babcock Fire Station Ph 1 (Sta 9 Relocation)	-	-	-	-	-	-	2,000	-	2,000
<b>M-02 Total</b>	-	-	-	-	-	-	2,000	-	2,000
M-03 Fire Station 10 Replacement	-	128	3,472	-	-	-	-	-	3,600
<b>M-03 Total</b>	-	128	3,472	-	-	-	-	-	3,600
M-04 Public Safety Radio System Upgrade	2,236	-	240	-	-	-	-	-	2,476
<b>M-04 Total</b>	2,236	-	240	-	-	-	-	-	2,476
M-05 Digital Radio System	4,742	828	3,410	-	-	-	-	-	8,980
<b>M-05 Total</b>	4,742	828	3,410	-	-	-	-	-	8,980
M-06 Fire Station 2 Replacement/Relocate	-	-	4,000	-	-	-	-	-	4,000
<b>M-06 Total</b>	-	-	4,000	-	-	-	-	-	4,000
M-07 Fire Station 5 Replacement/Relocate	-	-	5,000	-	-	-	-	-	5,000
<b>M-07 Total</b>	-	-	5,000	-	-	-	-	-	5,000
M-08 Public Safety Security Modifications	-	-	980	-	-	-	-	-	980
<b>M-08 Total</b>	-	-	980	-	-	-	-	-	980
M-09 Airport Rescue & Fire Fighting Training Phase 1	-	1,500	1,100	-	-	-	-	-	2,600
<b>M-09 Total</b>	-	1,500	1,100	-	-	-	-	-	2,600
<b>Sheriff</b>	<b>4,021</b>	<b>4,511</b>	<b>10,079</b>	-	-	-	-	-	<b>18,611</b>
N-02 Airport Annex	3,038	1,306	1,567	-	-	-	-	-	5,911
<b>N-02 Total</b>	3,038	1,306	1,567	-	-	-	-	-	5,911
N-03 District 3 Headquarters with Evidence and Impound yard	983	3,205	8,512	-	-	-	-	-	12,700
<b>N-03 Total</b>	983	3,205	8,512	-	-	-	-	-	12,700
<b>Solid Waste</b>	-	-	<b>1,550</b>	-	-	-	-	-	<b>1,550</b>
P-02 Landfill Scale House	-	-	1,550	-	-	-	-	-	1,550
<b>P-02 Total</b>	-	-	1,550	-	-	-	-	-	1,550
<b>Road Improvements</b>	<b>238,575</b>	<b>10,855</b>	<b>74,579</b>	<b>6,284</b>	<b>1,044</b>	<b>802</b>	<b>706</b>	<b>525</b>	<b>333,369</b>
Q-02 Sidewalks 2009 Sales Tax Extension	8,518	14	2,689	-	-	-	-	-	11,221
<b>Q-02 Total</b>	8,518	14	2,689	-	-	-	-	-	11,221
Q-03 Sidewalk Hazard Mitigation (HB41)	202	253	5,800	-	-	-	-	-	6,255
<b>Q-03 Total</b>	202	253	5,800	-	-	-	-	-	6,255
Q-04 Intersection Improvements at Various Locations	-	-	2,578	-	-	-	-	-	2,578
<b>Q-04 Total</b>	-	-	2,578	-	-	-	-	-	2,578
Q-05 Edgewater Corridor Ph 1/SR 776 to Collingswood Blvd.	19,578	29	1,209	-	-	-	-	-	20,816
<b>Q-05 Total</b>	19,578	29	1,209	-	-	-	-	-	20,816
Q-06 Edgewater Corridor Ph 2 - Harbor to Midway 4 Lane	29,176	470	183	-	-	-	-	-	29,828
<b>Q-06 Total</b>	29,176	470	183	-	-	-	-	-	29,828
Q-07 Edgewater Corridor - Midway to SR776	-	-	-	-	-	-	-	-	-
<b>Q-07 Total</b>	-	-	-	-	-	-	-	-	-

**Capital Improvements Program Totals by Department & Project**

*(in thousands 000)*

**2020 Adopted CIP**

	Title	Prior Actuals	FY 19 Est	FY 20	FY 21	FY 22	FY 23	FY 24	FY 25	Total
<b>Q-08</b>	Hillsborough Blvd/Cranberry Blvd Intersection Improvements	-	-	75	-	-	-	-	-	<b>75</b>
<b>Q-08 Total</b>		-	-	75	-	-	-	-	-	75
<b>Q-09</b>	Kings Highway-I75 to Desoto County Line	2,550	-	-	-	-	-	-	-	<b>2,550</b>
<b>Q-09 Total</b>		2,550	-	-	-	-	-	-	-	2,550
<b>Q-10</b>	Midway Blvd - Sharpe St to Kings Hwy (including US 41 pipes)	29,927	446	569	-	-	-	-	-	<b>30,942</b>
<b>Q-10 Total</b>		29,927	446	569	-	-	-	-	-	30,942
<b>Q-11</b>	Olean Blvd US 41 to Harbor	1,059	156	12,135	-	-	-	-	-	<b>13,350</b>
<b>Q-11 Total</b>		1,059	156	12,135	-	-	-	-	-	13,350
<b>Q-12</b>	Peachland Boulevard and Loveland Boulevard Intersection Signalization	140	518	453	-	-	-	-	-	<b>1,112</b>
<b>Q-12 Total</b>		140	518	453	-	-	-	-	-	1,112
<b>Q-13</b>	Sandhill Blvd Widening - Kings Hwy to Capricorn	265	50	3,706	5,300	150	-	-	-	<b>9,472</b>
<b>Q-13 Total</b>		265	50	3,706	5,300	150	-	-	-	9,472
<b>Q-14</b>	Burnt Store Road Ph 1 Safety & Widening from US 41 to Notre Dame	27,681	199	429	150	145	140	135	-	<b>28,879</b>
<b>Q-14 Total</b>		27,681	199	429	150	145	140	135	-	28,879
<b>Q-15</b>	Burnt Store Road Ph2 Widening from Notre Dame to Zemel	4,313	4,565	39,604	834	749	662	571	525	<b>51,823</b>
<b>Q-15 Total</b>		4,313	4,565	39,604	834	749	662	571	525	51,823
<b>Q-16</b>	Burnt Store Road Phase 3 / From 3200' N of Zemel Road to Lee County Line	28,466	75	543	-	-	-	-	-	<b>29,084</b>
<b>Q-16 Total</b>		28,466	75	543	-	-	-	-	-	29,084
<b>Q-17</b>	Piper Road North / Enterprise Charlotte Airport Park	9,615	3,207	1,542	-	-	-	-	-	<b>14,363</b>
<b>Q-17 Total</b>		9,615	3,207	1,542	-	-	-	-	-	14,363
<b>Q-18</b>	Beach Road Curbing at Sandpiper Condo	-	15	148	-	-	-	-	-	<b>163</b>
<b>Q-18 Total</b>		-	15	148	-	-	-	-	-	163
<b>Q-19</b>	CR 771 (Gasparilla Road) -SR 776 to Rotonda Blvd East	20,812	143	1,365	-	-	-	-	-	<b>22,320</b>
<b>Q-19 Total</b>		20,812	143	1,365	-	-	-	-	-	22,320
<b>Q-20</b>	CR 775 (Placida Rd) Safety Impvts/Rotonda Blvd West to Boca Grande Cswy	12,151	576	196	-	-	-	-	-	<b>12,923</b>
<b>Q-20 Total</b>		12,151	576	196	-	-	-	-	-	12,923
<b>Q-21</b>	Tom Adams Bridge Rehabilitation	15,474	-	373	-	-	-	-	-	<b>15,847</b>
<b>Q-21 Total</b>		15,474	-	373	-	-	-	-	-	15,847
<b>Q-22</b>	Winchester Corridor South - Phase 3 (SR 776 to CR 775 - 4 Lane Divided)	28,647	140	984	-	-	-	-	-	<b>29,770</b>
<b>Q-22 Total</b>		28,647	140	984	-	-	-	-	-	29,770
<b>Maintenance &amp; Operations</b>		<b>24,100</b>	<b>4,854</b>	<b>10,344</b>	<b>6,584</b>	<b>6,704</b>	<b>7,418</b>	<b>7,543</b>	<b>7,970</b>	<b>75,518</b>
<b>R-0A</b>	Gas Tax Bridge Capital Maint Plan (see schedule)	455	792	6,100	2,500	2,500	2,500	2,500	2,500	<b>19,847</b>
<b>R-0A Total</b>		455	792	6,100	2,500	2,500	2,500	2,500	2,500	19,847
<b>R-0B</b>	Gas Tax Paving Capital MaintPlan (see schedule)	23,631	4,062	4,119	3,959	3,468	4,793	4,918	5,345	<b>54,295</b>
<b>R-0B Total</b>		23,631	4,062	4,119	3,959	3,468	4,793	4,918	5,345	54,295
<b>R-02</b>	Sidewalk Rehab - for Compliance with Americans with Disabilities Act	13	-	125	125	736	125	125	125	<b>1,375</b>
<b>R-02 Total</b>		13	-	125	125	736	125	125	125	1,375
<b>Lighting</b>		-	-	<b>200</b>	-	-	-	-	-	<b>200</b>
<b>T-02</b>	Street Lighting LED Conversion Program	-	-	200	-	-	-	-	-	<b>200</b>
<b>T-02 Total</b>		-	-	200	-	-	-	-	-	200
<b>MSBU/MSTU</b>		<b>148,643</b>	<b>8,536</b>	<b>101,129</b>	<b>11,961</b>	<b>15,388</b>	<b>11,833</b>	<b>37,490</b>	<b>20,307</b>	<b>355,287</b>
<b>U-0A</b>	MSBU/TU Paving Capital Maint Plan (see schedule)	81,353	7,567	33,533	5,959	5,611	6,306	31,076	16,252	<b>187,657</b>
<b>U-0A Total</b>		81,353	7,567	33,533	5,959	5,611	6,306	31,076	16,252	187,657
<b>U-0B</b>	MSBU/TU Dredging Capital Maint Plan (see sched)	28,483	621	3,138	1,738	3,900	280	1,328	80	<b>39,567</b>
<b>U-0B Total</b>		28,483	621	3,138	1,738	3,900	280	1,328	80	39,567
<b>U-0C</b>	MSBU/TU Bridge Capital Maint Plan (see schedule)	1,260	-	3,399	105	105	-	-	-	<b>4,869</b>
<b>U-0C Total</b>		1,260	-	3,399	105	105	-	-	-	4,869

**Capital Improvements Program Totals by Department & Project**

*(in thousands 000)*

2020 Adopted CIP

	Title	Prior Actuals	FY 19 Est	FY 20	FY 21	FY 22	FY 23	FY 24	FY 25	Total
<b>U-02</b>	Caloosahatchee TMDL/BMAP (Basin Management Action Plan)	11	7	14	-	-	-	-	-	<b>32</b>
<b>U-02 Total</b>		11	7	14	-	-	-	-	-	32
<b>U-03</b>	Canal Sediment Removal-Mid County	-	-	2,072	1,140	1,140	1,140	1,140	1,140	<b>7,772</b>
<b>U-03 Total</b>		-	-	2,072	1,140	1,140	1,140	1,140	1,140	7,772
<b>U-04</b>	Canal Sediment Removal-West County	-	-	880	620	620	620	620	620	<b>3,980</b>
<b>U-04 Total</b>		-	-	880	620	620	620	620	620	3,980
<b>U-05</b>	Don Pedro/Knight/Palm Island Re-nourishment	-	-	8,621	277	250	199	169	138	<b>9,655</b>
<b>U-05 Total</b>		-	-	8,621	277	250	199	169	138	9,655
<b>U-06</b>	Englewood East Sidewalks	39	171	1,388	-	-	-	-	-	<b>1,598</b>
<b>U-06 Total</b>		39	171	1,388	-	-	-	-	-	1,598
<b>U-07</b>	Greater Port Charlotte Drainage Control Structure Replacement	30,728	-	6,987	-	-	-	-	-	<b>37,715</b>
<b>U-07 Total</b>		30,728	-	6,987	-	-	-	-	-	37,715
<b>U-08</b>	GPC Dorchester Sidewalks	5	-	1,093	-	-	-	-	-	<b>1,098</b>
<b>U-08 Total</b>		5	-	1,093	-	-	-	-	-	1,098
<b>U-09</b>	GPC Sidewalks	-	-	1,040	1,040	1,040	1,040	1,040	1,040	<b>6,240</b>
<b>U-09 Total</b>		-	-	1,040	1,040	1,040	1,040	1,040	1,040	6,240
<b>U-10</b>	Grove City Sidewalk - Ave Americas and San Casa Ave Americas to Worth	11	15	647	-	-	-	-	-	<b>673</b>
<b>U-10 Total</b>		11	15	647	-	-	-	-	-	673
<b>U-11</b>	Gulf Cove Pathways	40	-	256	-	1,778	1,560	1,352	-	<b>4,987</b>
<b>U-11 Total</b>		40	-	256	-	1,778	1,560	1,352	-	4,987
<b>U-12</b>	Lake 1 Excavation for Three Lakes Project	49	-	521	-	-	-	-	-	<b>570</b>
<b>U-12 Total</b>		49	-	521	-	-	-	-	-	570
<b>U-13</b>	Manasota Key Beach Nourishment	2,027	49	29,409	862	741	496	583	291	<b>34,457</b>
<b>U-13 Total</b>		2,027	49	29,409	862	741	496	583	291	34,457
<b>U-15</b>	National Pollution Discharge Elimination Pgm	1,238	-	442	125	125	125	125	-	<b>2,180</b>
<b>U-15 Total</b>		1,238	-	442	125	125	125	125	-	2,180
<b>U-16</b>	South Gulf Cove Multi-Use Pathway	2,946	105	5,261	94	77	67	57	46	<b>8,653</b>
<b>U-16 Total</b>		2,946	105	5,261	94	77	67	57	46	8,653
<b>U-17</b>	South Gulf Cove Parallel Lock	62	-	472	-	-	-	-	-	<b>533</b>
<b>U-17 Total</b>		62	-	472	-	-	-	-	-	533
<b>U-14</b>	Manasota Key Community Plan	358	-	1,541	-	-	-	-	700	<b>2,599</b>
<b>U-14 Total</b>		358	-	1,541	-	-	-	-	700	2,599
<b>U-18</b>	Total Maximum Daily Load Program	35	-	416	-	-	-	-	-	<b>451</b>
<b>U-18 Total</b>		35	-	416	-	-	-	-	-	451
<b>Utilities</b>		<b>32,846</b>	<b>6,732</b>	<b>97,571</b>	<b>4,457</b>	<b>37,720</b>	<b>5,673</b>	<b>5,536</b>	<b>5,519</b>	<b>196,054</b>
<b>W-0A</b>	Utility Capital Maint Plan (see schedule)	-	-	1,665	1,585	1,515	1,685	1,685	1,685	<b>9,820</b>
<b>W-0A Total</b>		-	-	1,665	1,585	1,515	1,685	1,685	1,685	9,820
<b>W-02</b>	Ingram Potable Water Booster Station (SR771 to Rotonda)	221	14	3,791	33	32	30	28	27	<b>4,176</b>
<b>W-02 Total</b>		221	14	3,791	33	32	30	28	27	4,176
<b>W-03</b>	Hillsborough Potable Water	-	-	150	-	-	-	-	-	<b>150</b>
<b>W-03 Total</b>		-	-	150	-	-	-	-	-	150
<b>W-04</b>	Major Water Transmission Lines	7,882	-	930	250	250	250	250	250	<b>10,061</b>
<b>W-04 Total</b>		7,882	-	930	250	250	250	250	250	10,061
<b>W-05</b>	Wastewater Force Mains Expansionary	4,846	187	443	250	600	600	600	600	<b>8,126</b>
<b>W-05 Total</b>		4,846	187	443	250	600	600	600	600	8,126
<b>W-06</b>	Reclaimed Water Lines	152	234	1,034	150	150	150	150	150	<b>2,170</b>
<b>W-06 Total</b>		152	234	1,034	150	150	150	150	150	2,170
<b>W-07</b>	Wastewater Force Main Replacement - Deep Creek	2,627	1	4,069	39	37	35	33	31	<b>6,872</b>
<b>W-07 Total</b>		2,627	1	4,069	39	37	35	33	31	6,872
<b>W-08</b>	Master Lift Stations	99	34	1,338	750	750	750	750	750	<b>5,220</b>
<b>W-08 Total</b>		99	34	1,338	750	750	750	750	750	5,220
<b>W-09</b>	Reclaimed Connections for County Facilities	49	-	771	-	-	-	-	-	<b>820</b>
<b>W-09 Total</b>		49	-	771	-	-	-	-	-	820
<b>W-10</b>	Grand Master Lift Station and Gravity Interceptor - Loveland Blvd Midway to Olean	7,320	5,196	12,747	196	186	177	167	157	<b>26,146</b>
<b>W-10 Total</b>		7,320	5,196	12,747	196	186	177	167	157	26,146
<b>W-11</b>	Myakka River 24" Water Main	-	-	3,091	-	-	-	-	-	<b>3,091</b>

**Capital Improvements Program Totals by Department & Project**

*(in thousands 000)*

2020 Adopted CIP

Title	Prior Actuals	FY 19 Est	FY 20	FY 21	FY 22	FY 23	FY 24	FY 25	Total
<b>W-11 Total</b>	-	-	3,091	-	-	-	-	-	3,091
<b>W-12</b> Myakka Potable Water Booster Station	235	526	2,182	22	21	20	19	18	3,040
<b>W-12 Total</b>	235	526	2,182	22	21	20	19	18	3,040
<b>W-13</b> Burnt Store Road Ph 2 Utility Infrastructure	433	4	3,083	-	-	-	-	-	3,521
<b>W-13 Total</b>	433	4	3,083	-	-	-	-	-	3,521
<b>W-14</b> Burnt Store WRF Expansion	-	-	4,200	-	32,200	-	-	-	36,400
<b>W-14 Total</b>	-	-	4,200	-	32,200	-	-	-	36,400
<b>W-15</b> East Port WRF Expansion	-	-	30,120	-	-	-	-	-	30,120
<b>W-15 Total</b>	-	-	30,120	-	-	-	-	-	30,120
<b>W-16</b> Cape Haze Sewer & Reclaim	-	-	2,100	-	-	-	-	-	2,100
<b>W-16 Total</b>	-	-	2,100	-	-	-	-	-	2,100
<b>W-17</b> Charlotte Harbor Water Quality Initiative Phase II El Jobean	410	96	9,105	42	40	38	36	34	9,802
<b>W-17 Total</b>	410	96	9,105	42	40	38	36	34	9,802
<b>W-18</b> Water Transmission/Wastewater Collection Reimbursement	231	-	3,000	1,000	1,000	1,000	1,000	1,000	8,231
<b>W-18 Total</b>	231	-	3,000	1,000	1,000	1,000	1,000	1,000	8,231
<b>W-19</b> CCU Business Services Customer Billing	1,489	-	851	-	800	800	800	800	5,540
<b>W-19 Total</b>	1,489	-	851	-	800	800	800	800	5,540
<b>W-20</b> Parkside: Harbor Blvd -US41 to Olean	1,917	299	783	-	-	-	-	-	2,999
<b>W-20 Total</b>	1,917	299	783	-	-	-	-	-	2,999
<b>W-21</b> Parkside: Gertrude and Aaron Street	85	5	3,629	-	-	-	-	-	3,719
<b>W-21 Total</b>	85	5	3,629	-	-	-	-	-	3,719
<b>W-22</b> Parkside: Olean Blvd (US41 to Easy)	70	11	2,441	-	-	-	-	-	2,522
<b>W-22 Total</b>	70	11	2,441	-	-	-	-	-	2,522
<b>W-23</b> Charlotte Harbor Water Quality Initiative Phase II - Countryman & Ackerman	767	80	1,334	20	19	18	17	16	2,273
<b>W-23 Total</b>	767	80	1,334	20	19	18	17	16	2,273
<b>W-24</b> US 41 Southbound Utility Improvements	-	45	3,855	-	-	-	-	-	3,900
<b>W-24 Total</b>	-	45	3,855	-	-	-	-	-	3,900
<b>W-25</b> Waterway Crossings for Public Works	4,014	-	860	120	120	120	-	-	5,234
<b>W-25 Total</b>	4,014	-	860	120	120	120	-	-	5,234
<b>Hurricane</b>	<b>382</b>	<b>1,345</b>	<b>4,398</b>	<b>1,670</b>	-	-	-	-	<b>7,795</b>
<b>X-02</b> Allapatchee Shores Park	21	20	322	-	-	-	-	-	363
<b>X-02 Total</b>	21	20	322	-	-	-	-	-	363
<b>X-03</b> Alligator Creek Dredging Post Irma	17	-	190	-	-	-	-	-	207
<b>X-03 Total</b>	17	-	190	-	-	-	-	-	207
<b>X-04</b> Bayshore Park	65	201	57	-	-	-	-	-	323
<b>X-04 Total</b>	65	201	57	-	-	-	-	-	323
<b>X-05</b> Indian Springs Cemetery Bank Stabilization	26	31	721	-	-	-	-	-	778
<b>X-05 Total</b>	26	31	721	-	-	-	-	-	778
<b>X-06</b> Justice Center Envelope Mitigation	97	168	2,460	-	-	-	-	-	2,725
<b>X-06 Total</b>	97	168	2,460	-	-	-	-	-	2,725
<b>X-07</b> Live Oak Point Park	53	565	95	-	-	-	-	-	713
<b>X-07 Total</b>	53	565	95	-	-	-	-	-	713
<b>X-08</b> Port Charlotte Beach Shoreline Restoration	-	30	355	-	-	-	-	-	385
<b>X-08 Total</b>	-	30	355	-	-	-	-	-	385
<b>X-09</b> Charlotte County Erosion Project FEMA Funds	-	-	-	1,670	-	-	-	-	1,670
<b>X-09 Total</b>	-	-	-	1,670	-	-	-	-	1,670
<b>X-10</b> Water Control Structures -41069	103	331	197	-	-	-	-	-	631
<b>X-10 Total</b>	103	331	197	-	-	-	-	-	631
<b>Grand Total</b>	<b>489,288</b>	<b>73,618</b>	<b>400,485</b>	<b>49,282</b>	<b>79,210</b>	<b>44,807</b>	<b>70,963</b>	<b>47,789</b>	<b>1,255,442</b>

**Six Year Impact Fee Funded Capital Improvements Program Totals**  
**2020 Adopted CIP**  
*(in thousands 000)*

Department	FY 19	FY 20	FY 21	FY 22	FY 23	FY 24	Totals
<b>Facilities Management</b>	<b>802</b>	<b>415</b>	-	-	-	-	<b>1,217</b>
Justice Center Renovation & Remodel	802	415	-	-	-	-	1,217
<b>Parks</b>	-	-	-	-	-	-	-
South County Regional Park	-	-	-	-	-	-	-
FCT Required Improvements	-	-	-	-	-	-	-
<b>Fire Rescue</b>	<b>620</b>	<b>256</b>	-	-	-	-	<b>876</b>
Fire Station 5 Replacement/Relocate	166	117	-	-	-	-	283
Fire Station 10 Replacement	104	-	-	-	-	-	104
Fire Station 2 Replacement/Relocate	350	138	-	-	-	-	489
<b>Sheriff</b>	-	-	-	-	-	-	-
Airport Annex	-	-	-	-	-	-	-
District 3 Headquarters with Evidence and Impound yard	-	-	-	-	-	-	-
<b>Road Improvements</b>	<b>4,289</b>	<b>1,431</b>	<b>749</b>	<b>662</b>	<b>350</b>	<b>400</b>	<b>7,881</b>
Edgewater Corridor Ph 1/SR 776 to Collingswood Blvd.	-	-	-	-	-	-	-
Kings Highway-I75 to Desoto County Line	-	-	-	-	-	-	-
CR 775 (Placida Rd) Safety Impvts/Rotonda Blvd West to Boca Grande Cswy	-	-	-	-	-	-	-
Edgewater Corridor Ph 2 - Harbor to Midway 4 Lane	-	-	-	-	-	-	-
Midway Blvd - Sharpe St to Kings Hwy (including US 41 pipes)	(0)	-	-	-	-	-	(0)
Olean Blvd US 41 to Harbor	-	-	-	-	-	-	-
Sandhill Blvd Widening - Kings Hwy to Capricorn	2,105	922	-	-	-	-	3,026
Burnt Store Road Phase 3 / From 3200' N of Zemel Road to Lee County Line	-	-	-	-	-	-	-
Piper Road North / Enterprise Charlotte Airport Park	-	-	-	-	-	-	-
CR 771 (Gasparilla Road) -SR 776 to Rotonda Blvd East	1,021	-	-	-	-	-	1,021
Winchester Corridor South - Phase 3 (SR 776 to CR 775 - 4 Lane Divided)	-	-	-	-	-	-	-
Burnt Store Road Ph 1 Safety & Widening from US 41 to Notre Dame	-	-	-	-	-	-	-
Burnt Store Road Ph2 Widening from Notre Dame to Zemel	1,164	510	749	662	350	400	3,835
<b>Emergency Medical Services</b>	-	-	-	-	-	-	-
Ambulance Rescue Unit (Addl)	-	-	-	-	-	-	-
<b>Grand Total</b>	<b>5711</b>	<b>2103</b>	<b>749</b>	<b>662</b>	<b>350</b>	<b>400</b>	<b>9975</b>

# Capital Improvements Program Operating Costs by Department & Project

2020 Adopted CIP  
(in thousands 000)

		FY 20	FY 21	FY 22	FY 23	FY 24	FY 25
<b>General Government</b>							
<b>D-02</b>	GDC Land Purchase	0	0	0	0	0	0
<b>D-03</b>	Parkside-Harbor Boulevard - US 41 to Olean Blvd (including Gateway)	25	25	25	25	25	25
<b>D-04</b>	Parkside CRA Multi-use Trails & Greenway	15	15	15	15	15	15
<b>D-05</b>	Landscaping Gateways, Entry Features & Thoroughfares	170	290	340	340	340	520
<b>D-06</b>	Fuel Facility Upgrade	0	0	0	0	0	0
<b>D-07</b>	Additional Equipment and Replacement of Non Rolling Stock	0	0	0	0	0	0
<b>General Government Total</b>		<b>210</b>	<b>330</b>	<b>380</b>	<b>380</b>	<b>380</b>	<b>560</b>
<b>Facilities Management</b>							
<b>F-0A</b>	Facilities Capital Maintenance Plan (see schedule)	0	0	0	0	0	0
<b>F-02</b>	Energy Performance Improvement Measures	-267	-267	-267	-267	-267	-267
<b>F-03</b>	Justice Center Renovation & Remodel	0	0	0	0	0	0
<b>F-04</b>	Fleet Maintenance Phase II Improvements	0	0	0	0	0	0
<b>F-05</b>	Community Development Expansion	0	0	0	0	0	0
<b>F-06</b>	Family Services Center Expansion and Remodeling	0	78	78	78	78	78
<b>F-07</b>	Transit Facility	0	0	0	0	0	0
<b>Facilities Management Total</b>		<b>-267</b>	<b>-189</b>	<b>-189</b>	<b>-189</b>	<b>-189</b>	<b>-189</b>
<b>Libraries</b>							
<b>H-02</b>	Punta Gorda Charlotte Library	0	530	530	530	530	530
<b>Libraries Total</b>		<b>0</b>	<b>530</b>	<b>530</b>	<b>530</b>	<b>530</b>	<b>530</b>



# Capital Improvements Program Operating Costs by Department & Project

2020 Adopted CIP  
(in thousands 000)

		FY 20	FY 21	FY 22	FY 23	FY 24	FY 25
<b>Parks</b>							
<b>I-0A</b>	Comm Svcs Capital Mt Plan (see schedule)	0	0	0	0	0	0
<b>I-02</b>	Bayshore Live Oak Park	0	0	0	0	0	0
<b>I-03</b>	South County Regional Park	0	0	0	0	0	0
<b>I-04</b>	Boating Improvements	0	0	0	0	0	0
<b>I-05</b>	FCT Required Improvements	0	0	0	0	0	0
<b>I-06</b>	North Charlotte Regional Park Recreation Center	0	455	455	455	455	455
<b>I-07</b>	Multi-use Trails and on-road bicycle lanes	0	2	2	2	2	2
<b>I-08</b>	Ann and Chuck Dever Memorial Regional Park Recreation Center	0	278.307	278.307	278.307	278.307	278.307
<b>I-09</b>	Recreation Center Additions/Improvements	0	47	130	177	177	177
<b>I-10</b>	William R. Gaines Jr. Veterans Memorial Park	0	0	0	0	0	0
<b>I-11</b>	North Charlotte Reg Park Aquatic Center	0	0	460	460	460	460
<b>I-12</b>	Placida West Boat Ramp - 12560 Placida Road	130	130	130	130	130	130
<b>I-13</b>	Port Charlotte Beach Sailing Center	10	10	10	10	10	10
<b>I-14</b>	Parking and Stormwater Improvements	0	0	0	0	0	0
<b>Parks Total</b>		<b>140</b>	<b>922</b>	<b>1465</b>	<b>1512</b>	<b>1512</b>	<b>1512</b>
<b>Information Technology</b>							
<b>J-0A</b>	Information Technology Capital Maintenance Plan	0	0	0	0	0	0
<b>J-02</b>	Enterprise Asset Management /Work Order System Upgrade	0	0	0	0	0	0
<b>Information Technology Total</b>		<b>0</b>	<b>0</b>	<b>0</b>	<b>0</b>	<b>0</b>	<b>0</b>
<b>Emergency Medical Services</b>							
<b>L-2</b>	Ambulance Rescue Unit (Addl)	0	0	143	143	143	143
<b>Emergency Medical Services Total</b>		<b>0</b>	<b>0</b>	<b>143</b>	<b>143</b>	<b>143</b>	<b>143</b>

# Capital Improvements Program Operating Costs by Department & Project

2020 Adopted CIP  
(in thousands 000)

		FY 20	FY 21	FY 22	FY 23	FY 24	FY 25
<b>Fire Rescue</b>							
<b>M-02</b>	Babcock Fire Station Ph 1 (Sta 9 Relocation)	0	0	0	0	0	0
<b>M-03</b>	Fire Station 10 Replacement	0	0	0	0	0	0
<b>M-04</b>	Public Safety Radio System Upgrade	0	11	11	11	11	11
<b>M-05</b>	Digital Radio System	0	0	300	300	300	300
<b>M-06</b>	Fire Station 2 Replacement/Relocate	0	0	0	0	0	0
<b>M-07</b>	Fire Station 5 Replacement/Relocate	0	0	0	0	0	0
<b>M-08</b>	Airport Rescue & Fire Fighting Training Phase 1	0	0	0	0	0	0
<b>Fire Rescue Total</b>		<b>0</b>	<b>11</b>	<b>311</b>	<b>311</b>	<b>311</b>	<b>311</b>
<b>Sheriff</b>							
<b>N-02</b>	Airport Annex	0	0	0	0	0	0
<b>N-03</b>	District 3 Headquarters with Evidence and Impound yard	0	0	26	26	20	10
<b>Sheriff Total</b>		<b>0</b>	<b>0</b>	<b>26</b>	<b>26</b>	<b>20</b>	<b>10</b>
<b>Road Improvements</b>							
<b>Q-02</b>	Sidewalks 2009 Sales Tax Extension	75	77.25	79.5675	81.954525	84.4131608	86.101424
<b>Q-03</b>	Sidewalk Hazard Mitigation (HB41)	0	143	143	143	143	143
<b>Q-04</b>	Intersection Improvements at Various Locations	-	-	-	-	-	-
<b>Q-05</b>	Edgewater Corridor Ph 1/SR 776 to Collingswood Blvd.	-	-	-	-	-	-
<b>Q-06</b>	Edgewater Corridor Ph 2 - Harbor to Midway 4 Lane	28	28.84	29.7052	30.596356	31.5142467	0
<b>Q-07</b>	Edgewater Corridor - Midway to SR776	-	-	-	-	-	-
<b>Q-08</b>	Hillsborough Blvd/Cranberry Blvd Intersection Improvements	0	0	0	0	0	0
<b>Q-09</b>	Kings Highway-I75 to Desoto County Line	0	0	0	0	0	0
<b>Q-10</b>	Midway Blvd - Sharpe St to Kings Hwy (including US 41 pipes)	0	20	20.6	21.218	21.85454	0
<b>Q-11</b>	Olean Blvd US 41 to Harbor	-	-	-	18	19	19
<b>Q-12</b>	Peachland Boulevard and Loveland Boulevard Intersection Signalization	-	-	-	-	-	-
<b>Q-13</b>	Sandhill Blvd Widening - Kings Hwy to Capricorn	-	20	21	21	40	40

# Capital Improvements Program Operating Costs by Department & Project

2020 Adopted CIP  
(in thousands 000)

		FY 20	FY 21	FY 22	FY 23	FY 24	FY 25
<b>Q-14</b>	Burnt Store Road Ph 1 Safety & Widening from US 41 to Notre Dame	20.6	21.218	21.85454	22.5101762	23.1854815	23.1854815
<b>Q-15</b>	Burnt Store Road Ph2 Widening from Notre Dame to Zemel	0	0	40	40	40	40
<b>Q-16</b>	Burnt Store Road Phase 3 / From 3200' N of Zemel Road to Lee County Line	20	21	21	22	23	-
<b>Q-17</b>	Piper Road North / Enterprise Charlotte Airport Park	-	-	30	31	32	-
<b>Q-18</b>	Beach Road Curbing at Sandpiper Condo	0	0	0	0	0	0
<b>Q-19</b>	CR 771 (Gasparilla Road) -SR 776 to Rotonda Blvd East	20	20.6	21.218	21.85454	22.5101762	0
<b>Q-20</b>	CR 775 (Placida Rd) Safety Impvts/Rotonda Blvd West to Boca Grande	15	15.45	15.9135	16.390905	16.8826322	0
<b>Q-21</b>	Tom Adams Bridge Rehabilitation	0	0	0	0	0	0
<b>Q-22</b>	Winchester Corridor South - Phase 3 (SR 776 to CR 775 - 4 Lane Divided)	79.31	81.6893	84.139979	86.6641784	89.2641037	0
<b>Road Improvements Total</b>		<b>258</b>	<b>449</b>	<b>528</b>	<b>556</b>	<b>586</b>	<b>351</b>
<b>Maintenance &amp; Operations</b>							
<b>R-0A</b>	Gas Tax Bridge Capital Maint Plan (see schedule)	0	0	0	0	0	0
<b>R-0B</b>	Gas Tax Paving Capital MaintPlan (see schedule)	0	0	0	0	0	0
<b>R-02</b>	Sidewalk Rehab - for Compliance with Americans with Disabilities Act	0	0	0	0	0	0
<b>Maintenance &amp; Operations Total</b>		<b>0</b>	<b>0</b>	<b>0</b>	<b>0</b>	<b>0</b>	<b>0</b>
<b>Lighting</b>							
<b>T-02</b>	Street Lighting LED Conversion Program	0	0	0	0	0	0
<b>Lighting Total</b>		<b>0</b>	<b>0</b>	<b>0</b>	<b>0</b>	<b>0</b>	<b>0</b>
<b>MSBU/MSTU</b>							
<b>U-0A</b>	MSBU/TU Paving Capital Maint Plan (see schedule)	0	0	0	0	0	0
<b>U-0B</b>	MSBU/TU Dredging Capital Maint Plan (see sched)	0	0	0	0	0	0
<b>U-0C</b>	MSBU/TU Bridge Capital Maint Plan (see schedule)	0	0	0	0	0	0
<b>U-06</b>	Englewood East Sidewalks	40	40	40	40	40	0
<b>U-07</b>	Greater Port Charlotte Drainage Control Structure Replacement	0	0	0	0	0	0
<b>U-02</b>	Caloosahatchee TMDL/BMAP (Basin Management Action Plan)	0	0	0	0	0	0
<b>U-03</b>	Canal Sediment Removal-Mid County	0	0	0	0	0	0
<b>U-04</b>	Canal Sediment Removal-West County	0	0	0	0	0	0
<b>U-05</b>	Don Pedro/Knight/Palm Island Re-nourishment	0	0	0	0	0	0

# Capital Improvements Program Operating Costs by Department & Project

2020 Adopted CIP  
(in thousands 000)

		FY 20	FY 21	FY 22	FY 23	FY 24	FY 25
<b>U-08</b>	GPC Dorchester Sidewalks	7	7	7	7	7	0
<b>U-09</b>	GPC Sidewalks	0	0	0	0	0	0
<b>U-10</b>	Grove City Sidewalk - Ave Americas and San Casa Ave Americas to Worth	80	40	40	40	40	0
<b>U-11</b>	Gulf Cove Pathways	0	20	20	35	45	0
<b>U-12</b>	Lake 1 Excavation for Three Lakes Project	0	0	0	0	0	0
<b>U-13</b>	Manasota Key Community Plan	74.1	24.7	0	0	0	0
<b>U-14</b>	South Gulf Cove Lock Evaluation/Repairs	0	0	0	0	0	0
<b>U-15</b>	National Pollution Discharge Elimination Pgm	0	0	0	0	0	0
<b>U-16</b>	Rotonda West Decorative Segment Signs	10	5	5	5	5	0
<b>U-17</b>	South Gulf Cove Multi-Use Pathway	75	75	75	75	75	0
<b>U-18</b>	South Gulf Cove Parallel Lock	0	0	0	0	0	0
<b>U-19</b>	Total Maximum Daily Load Program	0	0	0	0	0	0
<b>MSBU/MSTU Total</b>		<b>286</b>	<b>212</b>	<b>187</b>	<b>202</b>	<b>212</b>	<b>0</b>
<b>Utilities</b>							
<b>W-0A</b>	Utility Capital Maint Plan (see schedule)	0	0	0	0	0	0
<b>W-02</b>	Ingram Potable Water Booster Station (SR771 to Rotonda)	0	0	0	0	0	0
<b>W-03</b>	Hillsborough Potable Water	0	0	0	0	0	0
<b>W-04</b>	Major Water Transmission Lines	0	0	0	0	0	0
<b>W-05</b>	Wastewater Force Mains Expansionary	0	0	0	0	0	0
<b>W-06</b>	Reclaimed Water Lines	0	0	0	0	0	0
<b>W-07</b>	Wastewater Force Main Replacement - Deep Creek	0	0	0	0	0	0
<b>W-08</b>	Master Lift Stations	0	0	0	0	0	0
<b>W-09</b>	Reclaimed Connections for County Facilities	0	0	0	0	0	0
<b>W-10</b>	Grand Master Lift Station and Gravity Interceptor - Loveland Blvd Midway	0	0	0	0	0	0
<b>W-11</b>	Myakka River 24" Water Main	0	0	0	0	0	0
<b>W-12</b>	Myakka Potable Water Booster Station	0	0	0	0	0	0
<b>W-13</b>	Burnt Store Road Ph 2 Utility Infrastructure	0	0	0	0	0	0
<b>W-14</b>	Burnt Store WRF Expansion	0	0	0	0	0	0
<b>W-15</b>	East Port WRF Expansion	0	0	0	0	0	0
<b>W-16</b>	Cape Haze Sewer & Reclaim	0	0	0	0	0	0

# Capital Improvements Program Operating Costs by Department & Project

2020 Adopted CIP  
(in thousands 000)

	FY 20	FY 21	FY 22	FY 23	FY 24	FY 25
<b>W-17</b> Charlotte Harbor Water Quality Initiative Phase II El Jobean	0	0	0	0	0	0
<b>W-18</b> Water Transmission/Wastewater Collection Reimbursement	0	0	0	0	0	0
<b>W-19</b> CCU Business Services Customer Billing	0	0	0	0	0	0
<b>W-20</b> Parkside: Harbor Blvd -US41 to Olean	0	0	0	0	0	0
<b>W-21</b> Parkside: Gertrude and Aaron Street	0	0	0	0	0	0
<b>W-22</b> Parkside: Olean Blvd (US41 to Easy)	0	0	0	0	0	0
<b>W-23</b> Charlotte Harbor Water Quality Initiative Phase II - Countryman &	0	0	0	0	0	0
<b>W-24</b> US 41 Southbound Utility Improvements	0	0	0	0	0	0
<b>W-25</b> Waterway Crossings for Public Works	0	0	0	0	0	0
<b>Utilities Total</b>	<b>0</b>	<b>0</b>	<b>0</b>	<b>0</b>	<b>0</b>	<b>0</b>
<b>Hurricane</b>						
X-02 Allapatchee Shores Park	0	0	0	0	0	0
X-03 Alligator Creek Dredging Post Irma	0	0	0	0	0	0
X-04 Bayshore Park	0	0	0	0	0	0
X-05 Indian Springs Cemetery Bank Stabilization	0	0	0	0	0	0
X-06 Justice Center Envelope Mitigation	0	0	0	0	0	0
X-07 Live Oak Point Park	0	0	0	0	0	0
X-08 Port Charlotte Beach Shoreline Restoration	0	0	0	0	0	0
X-09 Charlotte County Erosion Project FEMA Funds	0	0	0	0	0	0
X-10 Water Control Structures -41069	0	0	0	0	0	0
<b>Hurricane Total</b>	<b>0</b>	<b>-</b>	<b>-</b>	<b>-</b>	<b>-</b>	<b>-</b>
<b>Grand Total</b>	<b>627</b>	<b>2,264</b>	<b>3,381</b>	<b>3,471</b>	<b>3,504</b>	<b>3,228</b>

## Concurrency Related Capital Improvements Schedule, FY20 to FY25

Source: Charlotte County Comprehensive Plan Capital Improvements Element

Road Improvements		Comprehensive Plan Element: Transportation							Project Timing /Nature
Project	FY20	FY21	FY22	FY23	FY24	FY25	6 -Year Total		
1	<b>Sandhill Blvd Widening</b>								LOS
	<i>Funding Sources</i>								
	Gas Tax	\$297,524	\$4,378,366					\$4,675,890	
	Road Impact Fees	\$2,104,555	\$921,634	\$150,000				\$3,176,189	
	Loans	\$0						\$0	
	MSBU/TU Assessments	\$1,304,122						\$1,304,122	
		\$0						\$0	
		\$0						\$0	
	<b>Subtotal</b>	<b>\$3,706,201</b>	<b>\$5,300,000</b>	<b>\$150,000</b>	<b>\$0</b>	<b>\$0</b>	<b>\$0</b>	<b>\$9,156,201</b>	
<b>TOTAL EXPENDITURES FOR ALL PROJECTS</b>									
	<b>TOTAL EXPENDITURES</b>	<b>\$3,706,201</b>	<b>\$5,300,000</b>	<b>\$150,000</b>	<b>\$0</b>	<b>\$0</b>	<b>\$0</b>	<b>\$9,156,201</b>	
<b>TOTAL REVENUE SOURCES FOR ALL PROJECTS</b>									
	Gas Tax	\$297,524	\$4,378,366	\$0	\$0	\$0	\$0	\$4,675,890	
	Road Impact Fees	\$2,104,555	\$921,634	\$150,000	\$0	\$0	\$0	\$3,176,189	
	Loans	\$0	\$0	\$0	\$0	\$0	\$0	\$0	
	MSBU/TU Assessments	\$1,304,122	\$0	\$0	\$0	\$0	\$0	\$1,304,122	
	<b>REVENUE TOTALS</b>	<b>\$3,706,201</b>	<b>\$5,300,000</b>	<b>\$150,000</b>	<b>\$0</b>	<b>\$0</b>	<b>\$0</b>	<b>\$9,156,201</b>	

## Concurrency Related Capital Improvements Schedule, FY20 to FY25

Source: Charlotte County Comprehensive Plan Capital Improvements Element

Stormwater		Comprehensive Plan Element: Infrastructure							<i>Project Timing /Nature</i>
<i>Project</i>	<i>FY20</i>	<i>FY21</i>	<i>FY22</i>	<i>FY23</i>	<i>FY24</i>	<i>FY25</i>	<i>6 -Year Total</i>		
1	<b>Greater Port Charlotte Drainage Control</b>								Ongoing /Replace Existing
	<i>Funding Sources</i>								
	MSBU/TU Assessments	\$6,986,474						\$6,986,474	
	Grants							\$0	
	<b>Subtotal</b>	<b>\$6,986,474</b>	<b>\$0</b>	<b>\$0</b>	<b>\$0</b>	<b>\$0</b>	<b>\$0</b>	<b>\$6,986,474</b>	
<b>TOTAL EXPENDITURES FOR ALL PROJECTS</b>									
	<b>TOTAL EXPENDITURES</b>	<b>\$6,986,474</b>	<b>\$0</b>	<b>\$0</b>	<b>\$0</b>	<b>\$0</b>	<b>\$0</b>	<b>\$6,986,474</b>	
<b>TOTAL REVENUE SOURCES FOR ALL PROJECTS</b>									
	MSBU/TU Assessments	\$6,986,474	\$0	\$0	\$0			\$6,986,474	
	Grants	\$0						\$0	
	<b>REVENUE TOTALS</b>	<b>\$6,986,474</b>	<b>\$0</b>	<b>\$0</b>	<b>\$0</b>	<b>\$0</b>	<b>\$0</b>	<b>\$6,986,474</b>	

## Concurrency Related Capital Improvements Schedule, FY20 to FY25

Source: Charlotte County Comprehensive Plan Capital Improvements Element

Utilities - Water		Comprehensive Plan Element: Infrastructure							6 -Year Total	Project Timing /Nature
Project	FY20	FY21	FY22	FY23	FY24	FY25				
1	<b>Ingram Potable Water Booster Station</b>									LOS
	<i>Funding Sources</i>									
	Pending SRF Loan	\$3,367,322						\$3,367,322		
	Conn. Fee Fund	\$423,000	\$33,000	\$31,606	\$30,000	\$28,000	\$27,000	\$572,606		
	<b>Subtotal</b>	<b>\$3,790,322</b>	<b>\$33,000</b>	<b>\$31,606</b>	<b>\$30,000</b>	<b>\$28,000</b>	<b>\$27,000</b>	<b>\$3,939,928</b>		
2	<b>Major Water Transmission Lines</b>									LOS
	<i>Funding Sources</i>									
	R & R Fund	\$48,476						\$48,476		
	Conn. Fee Fund	\$881,451	\$250,000	\$250,000	\$250,000	\$250,000	\$250,000	\$2,131,451		
	<b>Subtotal</b>	<b>\$929,927</b>	<b>\$250,000</b>	<b>\$250,000</b>	<b>\$250,000</b>	<b>\$250,000</b>	<b>\$250,000</b>	<b>\$2,179,927</b>		
3	<b>Myakka River 24" Water Main</b>									LOS
	<i>Funding Sources</i>									
	Pending SRF Loan							\$0		
	Conn. Fee Fund	\$3,091,000						\$3,091,000		
	<b>Subtotal</b>	<b>\$3,091,000</b>	<b>\$0</b>	<b>\$0</b>	<b>\$0</b>	<b>\$0</b>	<b>\$0</b>	<b>\$3,091,000</b>		
4	<b>Myakka Potable Water Booster Station</b>									LOS
	<i>Funding Sources</i>									
	Pending SRF Loan	\$1,586,500						\$1,586,500		
	Conn. Fee Fund	\$595,500	\$22,000	\$20,680	\$20,000	\$19,000	\$18,000	\$695,180		
	<b>Subtotal</b>	<b>\$2,182,000</b>	<b>\$22,000</b>	<b>\$20,680</b>	<b>\$20,000</b>	<b>\$19,000</b>	<b>\$18,000</b>	<b>\$2,281,680</b>		
5	<b>Hillsborough Potable Water Transmission System</b>									LOS
	<i>Funding Sources</i>									
	Conn. Fee Fund	\$150,000						\$150,000		
	<b>Subtotal</b>	<b>\$150,000</b>	<b>\$0</b>	<b>\$0</b>	<b>\$0</b>	<b>\$0</b>	<b>\$0</b>	<b>\$150,000</b>		
<b>TOTAL EXPENDITURES FOR ALL PROJECTS</b>										
	<b>TOTAL EXPENDITURES</b>	<b>\$10,143,249</b>	<b>\$305,000</b>	<b>\$302,286</b>	<b>\$300,000</b>	<b>\$297,000</b>	<b>\$295,000</b>	<b>\$11,642,535</b>		
<b>TOTAL REVENUE SOURCES FOR ALL PROJECTS</b>										
	R & R Fund	48,476						48,476		
	Conn. Fee Fund	5,140,951	305,000	302,286	300,000	297,000	295,000	6,640,237		
	Pending SRF Loan	4,953,822						4,953,822		
	O & M Fund									
	<b>REVENUE TOTALS</b>	<b>\$10,143,249</b>	<b>\$305,000</b>	<b>\$302,286</b>	<b>\$300,000</b>	<b>\$297,000</b>	<b>\$295,000</b>	<b>\$11,642,535</b>		



## Concurrency Related Capital Improvements Schedule, FY20 to FY25

Source: Charlotte County Comprehensive Plan Capital Improvements Element

Utilities - Sewer		Comprehensive Plan Element: Infrastructure							Project Timing /Nature
Project	FY20	FY21	FY22	FY23	FY24	FY25	6 -Year Total		
1	<b>Wastewater Force Mains Expansinary</b>								LOS/Maintenance
	<i>Funding Sources</i>								
	O & M Fund							\$0	
	Conn. Fee Fund	\$443,172	\$250,000	\$600,000	\$600,000	\$600,000	\$600,000	\$3,093,172	
	<b>Subtotal</b>	<b>\$443,172</b>	<b>\$250,000</b>	<b>\$600,000</b>	<b>\$600,000</b>	<b>\$600,000</b>	<b>\$600,000</b>	<b>\$3,093,172</b>	
2	<b>Wastewater Force Main Replacement - Deep Creek</b>								LOS/Maintenance
	<i>Funding Sources</i>								
	R & R Fund	\$935,000	\$39,000	\$36,807	\$35,000	\$33,200	\$31,370	\$1,110,377	
	SRF Loan	\$1,514,000							
	Pending SRF Loan	\$1,620,000						\$1,620,000	
	<b>Subtotal</b>	<b>\$4,069,000</b>	<b>\$39,000</b>	<b>\$36,807</b>	<b>\$35,000</b>	<b>\$33,200</b>	<b>\$31,370</b>	<b>\$2,730,377</b>	
3	<b>Master Lift Stations</b>								LOS/Maintenance
	<i>Funding Sources</i>								
	Conn. Fee Fund	\$1,338,000	\$750,000	\$750,000	\$750,000	\$750,000	\$750,000	\$5,088,000	
	External Borrowing							\$0	
	<b>Subtotal</b>	<b>\$1,338,000</b>	<b>\$750,000</b>	<b>\$750,000</b>	<b>\$750,000</b>	<b>\$750,000</b>	<b>\$750,000</b>	<b>\$5,088,000</b>	
4	<b>Grand Master Liftstation Loveland</b>								LOS/Maintenance
	<i>Funding Sources</i>								
	SRF Loan	\$10,917,000						\$10,917,000	
	Conn. Fee Fund	\$205,502	\$196,000	\$186,485	\$177,000	\$167,084	\$157,238	\$1,089,309	
	Utility Capital Projects	\$1,624,562						\$1,624,562	
	<b>Subtotal</b>	<b>\$12,747,064</b>	<b>\$196,000</b>	<b>\$186,485</b>	<b>\$177,000</b>	<b>\$167,084</b>	<b>\$157,238</b>	<b>\$13,630,871</b>	
5	<b>Burnt Store Road Ph 2 Utility Infrastructure</b>								LOS/Maintenance
	<i>Funding Sources</i>								
	R & R Fund	\$21,747						\$21,747	
	Conn. Fee Fund	\$61,732						\$61,732	
	Utility Capital Projects	\$3,000,000						\$3,000,000	
	<b>Subtotal</b>	<b>\$3,083,479</b>	<b>\$0</b>	<b>\$0</b>	<b>\$0</b>	<b>\$0</b>	<b>\$0</b>	<b>\$3,083,479</b>	

## Concurrency Related Capital Improvements Schedule, FY20 to FY25

Source: Charlotte County Comprehensive Plan Capital Improvements Element

Utilities - Sewer		Comprehensive Plan Element: Infrastructure							Project Timing /Nature
Project	FY20	FY21	FY22	FY23	FY24	FY25	6 -Year Total		
6	<b>Charlotte Harbor Water Quality Phase II El Jobean</b>								LOS/Maintenance
	<i>Funding Sources</i>								
	SRF Loan	\$3,759,500					\$3,759,500		
	MSBU Assessments		\$42,000	\$40,000	\$38,000	\$36,237	\$34,240	\$190,477	
	O & M Fund						\$0		
	BP Settlement Fund	\$3,894,500					\$3,894,500		
	Grants	\$1,451,000					\$1,451,000		
	<b>Subtotal</b>	<b>\$9,105,000</b>	<b>\$42,000</b>	<b>\$40,000</b>	<b>\$38,000</b>	<b>\$36,237</b>	<b>\$34,240</b>	<b>\$9,295,477</b>	
7	<b>Charlotte Harbor Water Quality Phase II Countryman/Ackerman</b>								LOS/Maintenance
	<i>Funding Sources</i>								
	O & M Fund	\$211,000	\$20,000	\$19,320	\$18,000	\$17,310	\$16,290	\$301,920	
	SRF Loan	\$1,123,000						\$1,123,000	
							\$0		
	<b>Subtotal</b>	<b>\$1,334,000</b>	<b>\$20,000</b>	<b>\$19,320</b>	<b>\$18,000</b>	<b>\$17,310</b>	<b>\$16,290</b>	<b>\$1,424,920</b>	
8	<b>Burnt Store WRF Expansion</b>								LOS/Maintenance
	<i>Funding Sources</i>								
	Pending SRF Loan	\$4,200,000		\$32,200,000				\$36,400,000	
							\$0		
	<b>Subtotal</b>	<b>\$4,200,000</b>	<b>\$0</b>	<b>\$32,200,000</b>	<b>\$0</b>	<b>\$0</b>	<b>\$0</b>	<b>\$36,400,000</b>	
9	<b>East Port WRF Expansion</b>								LOS/Maintenance
	<i>Funding Sources</i>								
	Pending SRF Loan	\$30,120,000						\$30,120,000	
							\$0		
	<b>Subtotal</b>	<b>\$30,120,000</b>	<b>\$0</b>	<b>\$0</b>	<b>\$0</b>	<b>\$0</b>	<b>\$0</b>	<b>\$30,120,000</b>	
10	<b>Cape Haze Sewer and Reclaim Transmission System</b>								LOS/Maintenance
	<i>Funding Sources</i>								
	R & R Fund	\$2,100,000						\$2,100,000	
							\$0		
	<b>Subtotal</b>	<b>\$2,100,000</b>	<b>\$0</b>	<b>\$0</b>	<b>\$0</b>	<b>\$0</b>	<b>\$0</b>	<b>\$2,100,000</b>	

## Concurrency Related Capital Improvements Schedule, FY20 to FY25

Source: Charlotte County Comprehensive Plan Capital Improvements Element

Utilities - Sewer		Comprehensive Plan Element: Infrastructure							Project Timing /Nature
Project	FY20	FY21	FY22	FY23	FY24	FY25	6 -Year Total		
11	<b>US 41 Southbound Utility Improvements</b>								LOS/Maintenance
	<i>Funding Sources</i>								
	R & R Fund	\$3,855,000						\$3,855,000	
	<b>Subtotal</b>	<b>\$3,855,000</b>	<b>\$0</b>	<b>\$0</b>	<b>\$0</b>	<b>\$0</b>	<b>\$0</b>	<b>\$3,855,000</b>	
12	<b>Parkside: Harbor Blvd - US41 to Olean</b>								LOS/Maintenance
	<i>Funding Sources</i>								
	Utility Capital Projects	\$782,585						\$782,585	
	<b>Subtotal</b>	<b>\$782,585</b>	<b>\$0</b>	<b>\$0</b>	<b>\$0</b>	<b>\$0</b>	<b>\$0</b>	<b>\$782,585</b>	
13	<b>Parkside: Gertrude and Aaron Street Improvements</b>								LOS/Maintenance
	<i>Funding Sources</i>								
	Utility Capital Projects	\$3,629,000						\$3,629,000	
	<b>Subtotal</b>	<b>\$3,629,000</b>	<b>\$0</b>	<b>\$0</b>	<b>\$0</b>	<b>\$0</b>	<b>\$0</b>	<b>\$3,629,000</b>	
14	<b>Parkside: Olean Blvd (US41 to Easy)</b>								LOS/Maintenance
	<i>Funding Sources</i>								
	Utility Capital Projects	\$2,441,000						\$2,441,000	
	<b>Subtotal</b>	<b>\$2,441,000</b>	<b>\$0</b>	<b>\$0</b>	<b>\$0</b>	<b>\$0</b>	<b>\$0</b>	<b>\$2,441,000</b>	

## Concurrency Related Capital Improvements Schedule, FY20 to FY25

Source: Charlotte County Comprehensive Plan Capital Improvements Element

Utilities - Sewer	Comprehensive Plan Element: Infrastructure							Project Timing /Nature
<i>Project</i>	<i>FY20</i>	<i>FY21</i>	<i>FY22</i>	<i>FY23</i>	<i>FY24</i>	<i>FY25</i>	<i>6 -Year Total</i>	
<b>TOTAL EXPENDITURES FOR ALL PROJECTS</b>								
<b><i>Sub TOTAL EXPENDITURES</i></b>	<b>\$79,247,300</b>	<b>\$1,297,000</b>	<b>\$33,832,612</b>	<b>\$1,618,000</b>	<b>\$1,603,831</b>	<b>\$1,589,138</b>	<b>\$117,673,881</b>	
<b>TOTAL REVENUE SOURCES FOR ALL PROJECTS</b>								
R & R Fund	6,911,747	39,000	36,807	35,000	33,200	31,370	7,087,124	
Conn. Fee Fund	2,048,406	1,196,000	1,536,485	1,527,000	1,517,084	1,507,238	9,332,213	
O & M Fund	211,000	20,000	19,320	18,000	17,310	16,290	301,920	
SRF Loan	17,313,500						15,799,500	
Pending SRF Loan	35,940,000		32,200,000				68,140,000	
Line Extension Fund								
Debt Proceeds								
BP Settlement Fund	3,894,500						3,894,500	
Utility Capital Projects	11,477,147						11,477,147	
MSBU Assessments		42,000	40,000	38,000	36,237	34,240	190,477	
Grants	1,451,000						1,451,000	
<b><i>REVENUE TOTALS</i></b>	<b>\$79,247,300</b>	<b>\$1,297,000</b>	<b>\$33,832,612</b>	<b>\$1,618,000</b>	<b>\$1,603,831</b>	<b>\$1,589,138</b>	<b>\$117,673,881</b>	

# CIP Loan Repayment by Department & Project

2020 Adopted CIP  
(in thousands 000)

		FY 19 Est	FY 20	FY 21	FY 22	FY 23	FY 24	Totals
<b>Facilities Management</b>								
<b>F-02</b>	Capital Projects Fund	245	245	245	245	245	245	1,470
	Energy Performance Improvement Measures							-
	L	245	245	245	245	245	245	1,470
	Energy Performance Improvement Measur	245	245	245	245	245	245	1,470
<b>Facilities Management Total</b>		<b>245</b>	<b>245</b>	<b>245</b>	<b>245</b>	<b>245</b>	<b>245</b>	<b>1,470</b>
<b>Sheriff</b>								
<b>N-03</b>	Impact Fees	500	300	300	300	300	300	2,000
	District 3 Headquarters with Evidence and Impound yard							-
	L	500	300	300	300	300	300	2,000
	District 3 Headquarters with Evidence and	500	300	300	300	300	300	2,000
<b>Sheriff Total</b>		<b>500</b>	<b>300</b>	<b>300</b>	<b>300</b>	<b>300</b>	<b>300</b>	<b>2,000</b>
<b>Road Improvements</b>								
<b>Q-14</b>	Gas Tax	975	975	975	975	1,086	-	4,986
	Burnt Store Road Ph 1 Safety & Widening from US 41 to Notre Dame							-
	L	975	975	975	975	1,086	-	4,986
	Burnt Store Road Ph 1 Safety & Widening f	975	975	975	975	1,086	-	4,986
<b>Q-15</b>	Road Impact Fees	-	600	600	600	600	600	3,000
	Burnt Store Road Ph2 Widening from Notre Dame to Zemel							-
	L	-	600	600	600	600	600	3,000
	Burnt Store Road Ph2 Widening from Notr	-	600	600	600	600	600	3,000
	Gas Tax	-	2,000	2,000	2,000	2,000	2,000	10,000
	Burnt Store Road Ph2 Widening from Notre Dame to Zemel							-
	L	-	2,000	2,000	2,000	2,000	2,000	10,000
	Burnt Store Road Ph2 Widening from Notr	-	2,000	2,000	2,000	2,000	2,000	10,000
<b>Road Improvements Total</b>		<b>975</b>	<b>3,575</b>	<b>3,575</b>	<b>3,575</b>	<b>3,686</b>	<b>2,600</b>	<b>17,986</b>
<b>MSBU/MSTU</b>								
<b>U-0B</b>	Assessments	75	-	-	-	-	-	75
	MSBU/TU Dredging Capital Maint Plan							-
	L	75	-	-	-	-	-	75
	MSBU/TU Dredging Capital Maint Plan (se	75	-	-	-	-	-	75
<b>U-05</b>	Ad Valorem	-	-	-	-	-	-	-
	Don Pedro/Knight/Palm Island Re-nourishment							-
	L	-	-	-	-	-	-	-
	Don Pedro/Knight/Palm Island Re-nourish	-	-	-	-	-	-	-
	Assessments	-	701	701	701	701	701	3,505
	Don Pedro/Knight/Palm Island Re-nourishment							-
	L	-	701	701	701	701	701	3,505
	Don Pedro/Knight/Palm Island Re-nourish	-	701	701	701	701	701	3,505
<b>U-13</b>	Ad Valorem	930	930	930	930	930	930	5,580
	Manasota Key Beach Nourishment							-
	L	930	930	930	930	930	930	5,580
	Manasota Key Beach Nourishment Total	930	930	930	930	930	930	5,580
	Assessments	188	2,126	2,126	2,126	2,126	2,126	10,819
	Manasota Key Beach Nourishment							-
	L	188	2,126	2,126	2,126	2,126	2,126	10,819
	Manasota Key Beach Nourishment Total	188	2,126	2,126	2,126	2,126	2,126	10,819

## CIP Loan Repayment by Department & Project

2020 Adopted CIP  
(in thousands 000)

		FY 19 Est	FY 20	FY 21	FY 22	FY 23	FY 24	Totals
<b>U-15</b>	Assessments	-	-	-	-	-	-	-
	National Pollution Discharge Elimination Pgm							
	L	-	-	-	-	-	-	-
	National Pollution Discharge Elimination P	-	-	-	-	-	-	-
<b>U-16</b>	Assessments	300	300	300	300	300	300	1,800
	South Gulf Cove Multi-Use Pathway							
	L	300	300	300	300	300	300	1,800
	South Gulf Cove Multi-Use Pathway Total	300	300	300	300	300	300	1,800
<b>U-0A</b>	Assessments	2,966	4,091	3,561	3,581	3,669	5,960	23,828
	MSBU/TU Paving Capital Maint Plan (see schedule)							
	L	2,966	4,091	3,561	3,581	3,669	5,960	23,828
	MSBU/TU Paving Capital Maint Plan (see s	2,966	4,091	3,561	3,581	3,669	5,960	23,828
	Repayment of Advance	-	-	-	-	-	-	-
	MSBU/TU Paving Capital Maint Plan (see schedule)							
	L	-	-	-	-	-	-	-
	MSBU/TU Paving Capital Maint Plan (see s	-	-	-	-	-	-	-
<b>MSBU/MSTU Total</b>		<b>4,459</b>	<b>8,148</b>	<b>7,618</b>	<b>7,638</b>	<b>7,726</b>	<b>10,017</b>	<b>45,607</b>
<b>Utilities</b>								
<b>W-10</b>	Conn. Fee -Wastewater	1,019	1,019	1,019	1,019	1,019	1,019	6,113
	Grand Master Lift Station and Gravity Interceptor - Loveland Blvd Midway to Olean							
	L	1,019	1,019	1,019	1,019	1,019	1,019	6,113
	Grand Master Lift Station and Gravity Inter	1,019	1,019	1,019	1,019	1,019	1,019	6,113
<b>W-11</b>	Conn. Fee -Water	-	-	-	-	-	-	-
	Myakka River 24" Water Main							
	L	-	-	-	-	-	-	-
	Myakka River 24" Water Main Total	-	-	-	-	-	-	-
<b>W-12</b>	Conn. Fee -Water	-	79	79	79	79	79	397
	Myakka Potable Water Booster Station							
	L	-	79	79	79	79	79	397
	Myakka Potable Water Booster Station To	-	79	79	79	79	79	397
<b>W-02</b>	Conn. Fee -Water	86	172	172	172	172	172	945
	Ingram Potable Water Booster Station (SR771 to Rotonda)							
	L	86	172	172	172	172	172	945
	Ingram Potable Water Booster Station (SR	86	172	172	172	172	172	945
<b>W-23</b>	O & M Fund	106	106	106	106	106	106	633
	Charlotte Harbor Water Quality Initiative Phase II - Countryman & Ackerman							
	L	106	106	106	106	106	106	633
	Charlotte Harbor Water Quality Initiative F	106	106	106	106	106	106	633
<b>W-07</b>	R & R Fund	-	191	191	191	191	191	957
	Wastewater Force Main Replacement - Deep Creek							
	L	-	191	191	191	191	191	957
	Wastewater Force Main Replacement - De	-	191	191	191	191	191	957
<b>W-17</b>	MSBU Assessments	-	188	188	188	188	188	940
	Charlotte Harbor Water Quality Initiative Phase II El Jobean							
	L	-	188	188	188	188	188	940
	Charlotte Harbor Water Quality Initiative F	-	188	188	188	188	188	940
<b>Utilities Total</b>		<b>1,210</b>	<b>1,755</b>	<b>1,755</b>	<b>1,755</b>	<b>1,755</b>	<b>1,755</b>	<b>9,984</b>
<b>Grand Total</b>		<b>7,389</b>	<b>14,023</b>	<b>13,493</b>	<b>13,513</b>	<b>13,712</b>	<b>14,917</b>	<b>77,048</b>

## Concurrency Related Capital Improvements Schedule, FY20 to FY25

Source: Charlotte County Comprehensive Plan Capital Improvements Element

Utilities - Reuse		Comprehensive Plan Element: Infrastructure							Project Timing /Nature	
Project	FY20	FY21	FY22	FY23	FY24	FY25	6 -Year Total			
1	Reclaimed Water Lines								LOS	
	<i>Funding Sources</i>									
	R & R Fund							\$0		
	Conn. Fee Fund	\$1,034,000	\$150,000	\$150,000	\$150,000	\$150,000	\$150,000	\$1,784,000		
	<b>Subtotal</b>	<b>\$1,034,000</b>	<b>\$150,000</b>	<b>\$150,000</b>	<b>\$150,000</b>	<b>\$150,000</b>	<b>\$150,000</b>	<b>\$1,784,000</b>		
2	Reclaimed Connections/County Facilities								LOS	
	<i>Funding Sources</i>									
	R & R Fund							\$0		
	Conn. Fee Fund	\$771,000						\$771,000		
	<b>Subtotal</b>	<b>\$771,000</b>	<b>\$0</b>	<b>\$0</b>	<b>\$0</b>	<b>\$0</b>	<b>\$0</b>	<b>\$771,000</b>		
3									LOS	
								\$0		
								\$0		
								\$0		
								\$0		
	<b>Subtotal</b>	<b>\$0</b>	<b>\$0</b>	<b>\$0</b>	<b>\$0</b>	<b>\$0</b>	<b>\$0</b>	<b>\$0</b>		
<b>TOTAL EXPENDITURES FOR ALL PROJECTS</b>										
	<b>TOTAL EXPENDITURES</b>	<b>\$1,805,000</b>	<b>\$150,000</b>	<b>\$150,000</b>	<b>\$150,000</b>	<b>\$150,000</b>	<b>\$150,000</b>	<b>\$2,555,000</b>		
<b>TOTAL REVENUE SOURCES FOR ALL PROJECTS</b>										
	R & R Fund									
	Conn. Fee Fund	1,805,000	150,000	150,000	150,000	150,000	150,000	2,555,000		
	Grants									
	SRF Loan									
	<b>REVENUE TOTALS</b>	<b>\$1,805,000</b>	<b>\$150,000</b>	<b>\$150,000</b>	<b>\$150,000</b>	<b>\$150,000</b>	<b>\$150,000</b>	<b>\$2,555,000</b>		



This page intentionally left blank



**FY2020 Capital Improvements Budget / FY 2020 - FY 2025 Project Detail** **Project No.**

<b>GENERAL PROJECT DATA:</b>		<b>CONCURRENCY REQUIREMENTS:</b>			<b>PROJECT NEED CRITERIA</b>		<b>PROJECT SCHEDULE</b>	<b>FY19</b>	<b>FY21</b>	<b>FY22</b>	<b>FY23</b>	<b>FY24</b>	<b>FY25</b>	
Project Title: Section D General Government Summary		Does project add capacity (Y/N)?			Safety		1	2	3	4	1	2	3	4
Functional Area:		Is it required to maintain Level of Service:			Mandate		1	2	3	4	1	2	3	4
Department:		- W/in 5 years? List in CIE (Y/N):			Replace		1	2	3	4	1	2	3	4
Location:		- 6 to 10 years? Monitor (Y/N):			Growth		1	2	3	4	1	2	3	4

**PROJECT DESCRIPTION:**

**PROJECT RATIONALE (Include Additional LOS Detail, if necessary):**

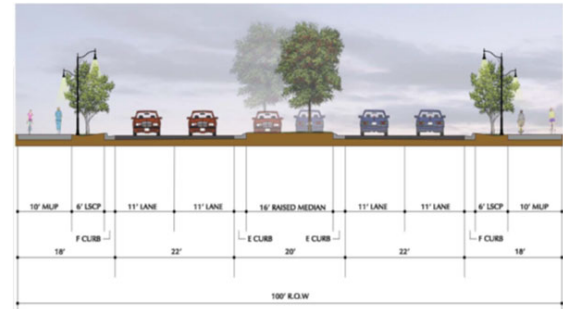
**OPERATING BUDGET IMPACT:**

**REPLACEMENT COUNTY PROPERTY NO.:**

	Prior Actual	Est FY19	Calc. for FY20		New \$ FY20	FY20	FY21	FY22	FY23	FY24	FY25	FUTURE	Total
			Orig. FY20	Est c/o to FY20									
<b>EXPENDITURE PLAN (000'S)</b>													
Design/Arch/Eng	1,042	2	170	650		820	90	160					2,113
Land (or ROW)	4,919	253	253	6		259	253	253	253	253	253	1,516	8,209
Construction	2,484	3,063	1,050	5,451	-102	6,399	675	550	925				14,096
Other Fees & Costs	450												450
Landscaping													
Internal Costs	426	26	8	3	175	186		3	37				678
Equipment					3,432	3,432	1,794						5,226
Interest													
<b>Total Project Cost</b>	<b>9,319</b>	<b>3,343</b>	<b>1,481</b>	<b>6,110</b>	<b>3,505</b>	<b>11,095</b>	<b>2,812</b>	<b>966</b>	<b>1,215</b>	<b>253</b>	<b>253</b>	<b>1,516</b>	<b>30,772</b>
<b>FUNDING PLAN (000'S)</b>													
Capital Projects Fund	5,336	253	981	1,606	2,111	4,698	1,565	716	965	253	253	1,516	15,553
Grants	285	39			200	200							524
Impact Fees													
TIF	3,065	3,052		2,133	73	2,206							8,323
Other													
Gas Tax													
Assessments													
Native Tree Fund	46		500	1,133	-200	1,433	765	250	250				2,744
FDEP Grant													
Fleet Enterprise Fund				838		838							838
Sales Tax 2009	587												587
Services					30	30							30
O & M Fund					1,291	1,291	482						1,773
Sales Tax 2014				400		400							400
<b>Total Funding</b>	<b>9,319</b>	<b>3,343</b>	<b>1,481</b>	<b>6,110</b>	<b>3,505</b>	<b>11,095</b>	<b>2,812</b>	<b>966</b>	<b>1,215</b>	<b>253</b>	<b>253</b>	<b>1,516</b>	<b>30,772</b>
<b>LOAN REPAYMENT SCHEDULE (000'S)</b>													
Habitat Conservation Mgmt													
TIF													
<b>Total Loan Repayment</b>													
<b>OPERATING BUDGET IMPACT (000'S)</b>													
Personal Svc.			15			15	15	15	15	15	15		90
Non-personal			25		170	195	315	365	365	365	365		1,970
Capital													
<b>Total Operating</b>			<b>40</b>		<b>170</b>	<b>210</b>	<b>330</b>	<b>380</b>	<b>380</b>	<b>380</b>	<b>380</b>		<b>2,060</b>

FY2020 Capital Improvements Budget / FY 2020 - FY 2025 Project Detail											Project No.				c190501			
GENERAL PROJECT DATA:		Status	Existing	CONCURRENCY REQUIREMENTS (Y/N)		PROJECT NEED CRITERIA		PROJECT SCHEDULE		FY20	FY21	FY22	FY23	FY24	FY25			
Project Title:	GDC Land Purchase			Does project add new capacity?	No	Safety		Design/Arch		1 2 3 4	1 2 3 4	1 2 3 4	1 2 3 4	1 2 3 4	1 2 3 4			
Functional Area:	General Government			Is project required to maintain level of service:		Mandate		Land/ROW										
Department:	General Government			- Within 5 years? List project in CIE	N/A	Replace		Construct										
Location:	County Wide			- From 6 to 10 years? Monitor Annually	N/A	Growth		Equipment										
<b>PROJECT DESCRIPTION:</b> This project will allow for the repayment to various MSBU's for GDC land. Final Payment will be in 2031										<b>PROJECT RATIONALE (Include Additional LOS Detail, if necessary):</b> GDC donated land to the County with the intent that the MSBU would receive the benefit/revenues. In order to accelerate the receipt in the MSBU of those funds, the County is "reimbursing" the MSBU based on a set schedule. When the land is finally sold the County will recover the funds from the sale.								
<b>OPERATING BUDGET IMPACT:</b>																		
			<b>Calc. for FY20</b>															
	Prior Actual	Est FY19	Orig. FY20	Est c/o to FY20	New \$ FY20	FY20	FY21	FY22	FY23	FY24	FY25	FUTURE	Total					
EXPENDITURE PLAN (000'S)																		
Design/Arch/Eng																		
Land (or ROW)	4,850	253	253			253	253	253	253	253	253	1,516	8,135					
Construction																		
Internal Costs																		
Equipment																		
Interest																		
Other Fees & Costs																		
Total Project Cost	4,850	253	253			253	253	253	253	253	253	1,516	8,135					
FUNDING PLAN (000'S)																		
Capital Projects Fund	4,850	253	253			253	253	253	253	253	253	1,516	8,135					
Total Funding	4,850	253	253			253	253	253	253	253	253	1,516	8,135					
LOAN REPAYMENT SCHEDULE (000'S)																		
Total Loan Repayment																		
OPERATING BUDGET IMPACT (000'S)																		
Personal Svc.																		
Non-personal Capital																		
Total Operating																		

FY2020 Capital Improvements Budget / FY 2020 - FY 2025 Project Detail											Project No. c191204												
GENERAL PROJECT DATA:			Status	Existing	CONCURRENCY REQUIREMENTS (Y/N)			PROJECT NEED CRITERIA		PROJECT SCHEDULE		FY20		FY21		FY22		FY23		FY24		FY25	
Project Title:	Parkside-Harbor Boulevard - US 41 to Olean Blvd (including Gateway)					Does project add new capacity? Yes			Safety		Design/Arch												
Functional Area:	Traffic Circulation					Is project required to maintain level of service:			Mandate	X	Land/ROW												
Department:	Public Works					- Within 5 years? List project in CIE No			Replace		Construct												
Location:	Parkside CRA					- From 6 to 10 years? Monitor Annually No			Growth	X	Equipment												
<b>PROJECT DESCRIPTION:</b> This project includes reconstruction and improvement of Harbor Boulevard from US 41, including gateway, to Olean Boulevard. The construction includes installation of multi-use paths, curb and gutter, wayfinding, FPL undergrounding, and other amenities.  The Parkside CRA was initially funded in 2012 with an advance from the Capital Projects Fund, being repaid with annual TIF revenue. Design of LED lighting added November, 2016. FPL underground was approved by the Board 11/24/14, but was not funded until 2018 in Other Fees & Costs.											<b>PROJECT RATIONALE (Include Additional LOS Detail, if necessary):</b>												
<b>OPERATING BUDGET IMPACT:</b> Sidewalk maintenance, including edging & trimming on unimproved lots, and maintenance of treescape.																							
<b>Calc. for FY20</b>																							
	Prior Actual	Est FY19	Orig. FY20	Est c/o to FY20	New \$ FY20	FY20	FY21	FY22	FY23	FY24	FY25	FUTURE	Total										
EXPENDITURE PLAN (000'S)																							
Design/Arch/Eng	556	1											557										
Land (or ROW)	67			6		6							73										
Construction	1,204	3,020		196	-102	94							4,318										
Internal Costs	317	25		-102	102								342										
Landscaping																							
Interest																							
Other Fees & Costs	450												450										
Total Project Cost	2,594	3,046		100		100							5,739										
FUNDING PLAN (000'S)																							
TIF	2,594	3,046		100		100							5,739										
Total Funding	2,594	3,046		100		100							5,739										
LOAN REPAYMENT SCHEDULE (000'S)																							
CRA/TIF																							
Total Loan Repayment																							
OPERATING BUDGET IMPACT (000'S)																							
Personal Svc.																							
Non-personal Capital				25		25	25	25	25	25	25		150										
Total Operating				25		25	25	25	25	25	25		150										



**FY2020 Capital Improvements Budget / FY 2020 - FY 2025 Project Detail** **Project No. c191505**

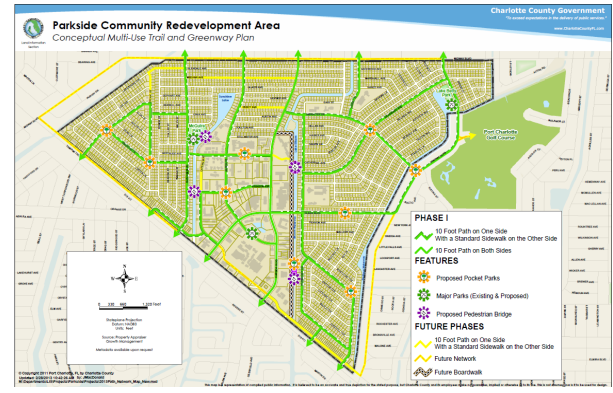
<b>GENERAL PROJECT DATA:</b>		Status Existing	<b>CONCURRENCY REQUIREMENTS</b> (Y/N)		<b>PROJECT NEED</b>	<b>PROJECT</b>	<b>FY20</b>	<b>FY21</b>	<b>FY22</b>	<b>FY23</b>	<b>FY24</b>	<b>FY25</b>
Project Title:	Parkside CRA Multi-use Trails & Greenway		Does project add new capacity?	No	<b>CRITERIA</b>	<b>SCHEDULE</b>	1 2 3 4	1 2 3 4	1 2 3 4	1 2 3 4	1 2 3 4	1 2 3 4
Functional Area:	Sidewalks		Is project required to maintain level of service:		Safety	Design/Arch						
Department:	Public Works		- Within 5 years? List project in CIE	N/A	Mandate	Land/ROW						
Location:	Mid County- Parkside CRA		- From 6 to 10 years? Monitor Annually	N/A	Replace	Construct						
					Growth	Equipment						

**PROJECT DESCRIPTION:**  
 Multi-phase project to create intergrated, multi-use trail system, pocket parks, and bridges within the Parkside CRA  
 Phase 1 - West Tarpon to Ambrose Lane: completed 2017 (multi-use path, landscaping and decorative lighting. Approximately 3,375 LF)  
 Phase 2 - Gertrude (Caring Way to Aaron) and Aaron Street (Gertrude to Harbor lift Station) may include: 10' multi-use path, landscaping, decorative lighting, pocket park, signage. Approximately 6,864 LF.  
 Phase 3 - Aaron St (west side)  
 Phase 4 - Elkcam (east side)

**PROJECT RATIONALE (Include Additional LOS Detail, if necessary):**  
 BCC adopted the CRA Citizens Master Plan in 2011. The Multi-Use Trails and Greenway Plan is included in the Citizens Master Plan. At a Parkside Community Redevelopment Agency meeting on March 3, 2015, the Board approved moving forward with Phase 1 of this project. At a Parkside Community Redevelopment Agency meeting on April 28, 2015, the Board approved moving forward with Phase 2 of this project. The Board of County Commissioners amended the FY15 adopted CIP to include Phase 1-West Tarpon to Elkcam for \$974,000 at their 3/24/15 meeting. The Board of County Commissioners amended the FY15 adopted CIP to include Phase 2-Gertrude and Aaron sidewalk improvements for \$1,200,000 at their 4/28/15 meeting, and approved the consolidation of both Phases to single project on 4/28/15.

**OPERATING BUDGET IMPACT:**  
 Annual Maintenance of pathway, landscaping and street lighting.

	Prior Actual	Est FY19	Calc. for FY20			FY20	FY21	FY22	FY23	FY24	FY25	FUTURE	Total
			Orig. FY20	Est c/o to FY20	New \$ FY20								
<b>EXPENDITURE PLAN (000'S)</b>													
Design/Arch/Eng	251	1		105		105							358
Land (or ROW)	2												2
Construction	724	4		2,285		2,285							3,013
Internal Costs	81	1		43	73	116							198
Equipment													
Interest													
Other Fees & Costs													
<b>Total Project Cost</b>	<b>1,058</b>	<b>6</b>		<b>2,433</b>	<b>73</b>	<b>2,506</b>							<b>3,570</b>
<b>FUNDING PLAN (000'S)</b>													
TIF	471	6		2,033	73	2,106							2,583
Sales Tax 2009	587												587
Sales Tax 2014				400		400							400
<b>Total Funding</b>	<b>1,058</b>	<b>6</b>		<b>2,433</b>	<b>73</b>	<b>2,506</b>							<b>3,570</b>
<b>LOAN REPAYMENT SCHEDULE (000'S)</b>													
<b>Total Loan Repayment</b>													
<b>OPERATING BUDGET IMPACT (000'S)</b>													
Personal Svc.				15		15	15	15	15	15	15		90
Non-personal													
Capital													
<b>Total Operating</b>				<b>15</b>		<b>15</b>	<b>15</b>	<b>15</b>	<b>15</b>	<b>15</b>	<b>15</b>		<b>90</b>



FY2020 Capital Improvements Budget / FY 2020 - FY 2025 Project Detail													Project No. c191604																																																																																																																																																																																																																																																																																																																																			
GENERAL PROJECT DATA:			Status Existing		CONCURRENCY REQUIREMENTS (Y/N)			PROJECT NEED CRITERIA		PROJECT SCHEDULE	FY20			FY21			FY22			FY23			FY24			FY25																																																																																																																																																																																																																																																																																																																						
Project Title: Landscaping Gateways, Entry Features & Thoroughfares					Does project add new capacity? No			Safety		Desgn/Arch	1	2	3	4	1	2	3	4	1	2	3	4	1	2	3	4	1	2	3	4																																																																																																																																																																																																																																																																																																																		
Functional Area: Beautification					Is project required to maintain level of service: - Within 5 years? List project in CIE No			Mandate X		Land/ROW																																																																																																																																																																																																																																																																																																																																						
Department: Public Works					- From 6 to 10 years? Monitor Annually No			Replace		Construct																																																																																																																																																																																																																																																																																																																																						
Location: County Wide								Growth		Equipment																																																																																																																																																																																																																																																																																																																																						
<b>PROJECT DESCRIPTION:</b> To design and construct various gateway and entry features, roadway landscaping to enhance the roadways in Charlotte County.  Design cost Includes development of a Zone Partnership program were completed in c191608 "Landscaping Thoroughfares".  Grant opportunities with Florida's Highway Beautification Council added two locations with planned construction in 2020 with grant funds.													<b>PROJECT RATIONALE (Include Additional LOS Detail, if necessary):</b>  Landscaping has become a priority for the Board of County Commissioners, as evidenced by the identification of this as an area of strategic focus.																																																																																																																																																																																																																																																																																																																																			
<b>OPERATING BUDGET IMPACT:</b> Estimated annual maintenance cost for landscape care, irrigation electric and water, and sign maintenance. Grant applications for Jones Loop & I75 (#6) and US 17 & I75 (#9) was supported with Native Tree funds in project c410401.													<b>FY reflects anticipated year to begin design unless otherwise indicated</b> Gateways 1 US 41 at Sarasota County line On hold 2 Toledo Blade @ Sarasota County Line 3 King's Highway at I-75 off-ramp Constr 2019 4 US 41 at Lee County line Complete 5 Piper Road at Charlotte County Airport entrance Constr 2020 6 Jones Loop at I-75 off-ramp (grant) Complete 7 Burnt Store Road at Lee County line Constr 2019 8 Harborview Boulevard at I-75 off-ramp Constr 2023 9 US 17 at I-75 off-ramp (Duncan Rd) (grant) Complete 10 SR 776 at Sarasota County line Constr 2023 11 King's Highway at DeSoto County line Constr 2023 12 Tucker's Grade at I-75 off-ramp Constr 2023 13 US 17 at DeSoto County line Complete Note: US 41/SR 776 Gateway (#15) landscaping was completed in 2016 in project c411513, supported by Native Tree funds and grants.																																																																																																																																																																																																																																																																																																																																			
<table border="1"> <thead> <tr> <th rowspan="2"></th> <th rowspan="2">Prior Actual</th> <th rowspan="2">Est FY19</th> <th colspan="2">Calc. for FY20</th> <th rowspan="2">New \$ FY20</th> <th rowspan="2">FY20</th> <th rowspan="2">FY21</th> <th rowspan="2">FY22</th> <th rowspan="2">FY23</th> <th rowspan="2">FY24</th> <th rowspan="2">FY25</th> <th rowspan="2">FUTURE</th> <th rowspan="2">Total</th> </tr> <tr> <th>Orig. FY20</th> <th>Est c/o to FY20</th> </tr> </thead> <tbody> <tr> <td colspan="14" style="text-align:center">EXPENDITURE PLAN (000'S)</td> </tr> <tr> <td>Design/Arch/Eng</td> <td>235</td> <td></td> <td>170</td> <td>544</td> <td></td> <td>714</td> <td>90</td> <td>160</td> <td></td> <td></td> <td></td> <td></td> <td>1,199</td> </tr> <tr> <td>Land (or ROW)</td> <td></td> <td></td> <td></td> <td></td> <td></td> <td></td> <td></td> <td></td> <td></td> <td></td> <td></td> <td></td> <td></td> </tr> <tr> <td>Construction</td> <td>555</td> <td>39</td> <td>1,050</td> <td>2,132</td> <td></td> <td>3,182</td> <td>675</td> <td>550</td> <td>925</td> <td></td> <td></td> <td></td> <td>5,927</td> </tr> <tr> <td>Internal Costs</td> <td>27</td> <td></td> <td>8</td> <td>62</td> <td></td> <td>70</td> <td></td> <td>3</td> <td>37</td> <td></td> <td></td> <td></td> <td>137</td> </tr> <tr> <td>Landscaping</td> <td></td> <td></td> <td></td> <td></td> <td></td> <td></td> <td></td> <td></td> <td></td> <td></td> <td></td> <td></td> <td></td> </tr> <tr> <td>Interest</td> <td></td> <td></td> <td></td> <td></td> <td></td> <td></td> <td></td> <td></td> <td></td> <td></td> <td></td> <td></td> <td></td> </tr> <tr> <td>Other Fees &amp; Costs</td> <td></td> <td></td> <td></td> <td></td> <td></td> <td></td> <td></td> <td></td> <td></td> <td></td> <td></td> <td></td> <td></td> </tr> <tr> <td><b>Total Project Cost</b></td> <td><b>817</b></td> <td><b>39</b></td> <td><b>1,228</b></td> <td><b>2,739</b></td> <td></td> <td><b>3,967</b></td> <td><b>765</b></td> <td><b>713</b></td> <td><b>962</b></td> <td></td> <td></td> <td></td> <td><b>7,263</b></td> </tr> <tr> <td colspan="14" style="text-align:center">FUNDING PLAN (000'S)</td> </tr> <tr> <td>Capital Projects Fund</td> <td>486</td> <td></td> <td>728</td> <td>1,606</td> <td></td> <td>2,334</td> <td></td> <td>463</td> <td>712</td> <td></td> <td></td> <td></td> <td>3,995</td> </tr> <tr> <td>Grants</td> <td>285</td> <td>39</td> <td></td> <td></td> <td></td> <td>200</td> <td>200</td> <td></td> <td></td> <td></td> <td></td> <td></td> <td>524</td> </tr> <tr> <td>Native Tree Fund</td> <td>46</td> <td></td> <td>500</td> <td>1,133</td> <td>-200</td> <td>1,433</td> <td>765</td> <td>250</td> <td>250</td> <td></td> <td></td> <td></td> <td>2,744</td> </tr> <tr> <td><b>Total Funding</b></td> <td><b>817</b></td> <td><b>39</b></td> <td><b>1,228</b></td> <td><b>2,739</b></td> <td></td> <td><b>3,967</b></td> <td><b>765</b></td> <td><b>713</b></td> <td><b>962</b></td> <td></td> <td></td> <td></td> <td><b>7,263</b></td> </tr> <tr> <td colspan="14" style="text-align:center">LOAN REPAYMENT SCHEDULE (000'S)</td> </tr> <tr> <td></td> <td></td> <td></td> <td></td> <td></td> <td></td> <td></td> <td></td> <td></td> <td></td> <td></td> <td></td> <td></td> <td></td> </tr> <tr> <td><b>Total Loan Repayment</b></td> <td></td> <td></td> <td></td> <td></td> <td></td> <td></td> <td></td> <td></td> <td></td> <td></td> <td></td> <td></td> <td></td> </tr> <tr> <td colspan="14" style="text-align:center">OPERATING BUDGET IMPACT (000'S)</td> </tr> <tr> <td>Personal Svc.</td> <td></td> <td></td> <td></td> <td></td> <td></td> <td></td> <td></td> <td></td> <td></td> <td></td> <td></td> <td></td> <td></td> </tr> <tr> <td>Non-personal</td> <td></td> <td></td> <td></td> <td></td> <td></td> <td>170</td> <td>170</td> <td>290</td> <td>340</td> <td>340</td> <td>340</td> <td>520</td> <td>2,000</td> </tr> <tr> <td>Capital</td> <td></td> <td></td> <td></td> <td></td> <td></td> <td></td> <td></td> <td></td> <td></td> <td></td> <td></td> <td></td> <td></td> </tr> <tr> <td><b>Total Operating</b></td> <td></td> <td></td> <td></td> <td></td> <td></td> <td><b>170</b></td> <td><b>170</b></td> <td><b>290</b></td> <td><b>340</b></td> <td><b>340</b></td> <td><b>340</b></td> <td><b>520</b></td> <td><b>2,000</b></td> </tr> </tbody> </table>														Prior Actual	Est FY19	Calc. for FY20		New \$ FY20	FY20	FY21	FY22	FY23	FY24	FY25	FUTURE	Total	Orig. FY20	Est c/o to FY20	EXPENDITURE PLAN (000'S)														Design/Arch/Eng	235		170	544		714	90	160					1,199	Land (or ROW)														Construction	555	39	1,050	2,132		3,182	675	550	925				5,927	Internal Costs	27		8	62		70		3	37				137	Landscaping														Interest														Other Fees & Costs														<b>Total Project Cost</b>	<b>817</b>	<b>39</b>	<b>1,228</b>	<b>2,739</b>		<b>3,967</b>	<b>765</b>	<b>713</b>	<b>962</b>				<b>7,263</b>	FUNDING PLAN (000'S)														Capital Projects Fund	486		728	1,606		2,334		463	712				3,995	Grants	285	39				200	200						524	Native Tree Fund	46		500	1,133	-200	1,433	765	250	250				2,744	<b>Total Funding</b>	<b>817</b>	<b>39</b>	<b>1,228</b>	<b>2,739</b>		<b>3,967</b>	<b>765</b>	<b>713</b>	<b>962</b>				<b>7,263</b>	LOAN REPAYMENT SCHEDULE (000'S)																												<b>Total Loan Repayment</b>														OPERATING BUDGET IMPACT (000'S)														Personal Svc.														Non-personal						170	170	290	340	340	340	520	2,000	Capital														<b>Total Operating</b>						<b>170</b>	<b>170</b>	<b>290</b>	<b>340</b>	<b>340</b>	<b>340</b>	<b>520</b>	<b>2,000</b>
	Prior Actual	Est FY19	Calc. for FY20		New \$ FY20	FY20	FY21	FY22	FY23	FY24	FY25	FUTURE				Total																																																																																																																																																																																																																																																																																																																																
			Orig. FY20	Est c/o to FY20																																																																																																																																																																																																																																																																																																																																												
EXPENDITURE PLAN (000'S)																																																																																																																																																																																																																																																																																																																																																
Design/Arch/Eng	235		170	544		714	90	160					1,199																																																																																																																																																																																																																																																																																																																																			
Land (or ROW)																																																																																																																																																																																																																																																																																																																																																
Construction	555	39	1,050	2,132		3,182	675	550	925				5,927																																																																																																																																																																																																																																																																																																																																			
Internal Costs	27		8	62		70		3	37				137																																																																																																																																																																																																																																																																																																																																			
Landscaping																																																																																																																																																																																																																																																																																																																																																
Interest																																																																																																																																																																																																																																																																																																																																																
Other Fees & Costs																																																																																																																																																																																																																																																																																																																																																
<b>Total Project Cost</b>	<b>817</b>	<b>39</b>	<b>1,228</b>	<b>2,739</b>		<b>3,967</b>	<b>765</b>	<b>713</b>	<b>962</b>				<b>7,263</b>																																																																																																																																																																																																																																																																																																																																			
FUNDING PLAN (000'S)																																																																																																																																																																																																																																																																																																																																																
Capital Projects Fund	486		728	1,606		2,334		463	712				3,995																																																																																																																																																																																																																																																																																																																																			
Grants	285	39				200	200						524																																																																																																																																																																																																																																																																																																																																			
Native Tree Fund	46		500	1,133	-200	1,433	765	250	250				2,744																																																																																																																																																																																																																																																																																																																																			
<b>Total Funding</b>	<b>817</b>	<b>39</b>	<b>1,228</b>	<b>2,739</b>		<b>3,967</b>	<b>765</b>	<b>713</b>	<b>962</b>				<b>7,263</b>																																																																																																																																																																																																																																																																																																																																			
LOAN REPAYMENT SCHEDULE (000'S)																																																																																																																																																																																																																																																																																																																																																
<b>Total Loan Repayment</b>																																																																																																																																																																																																																																																																																																																																																
OPERATING BUDGET IMPACT (000'S)																																																																																																																																																																																																																																																																																																																																																
Personal Svc.																																																																																																																																																																																																																																																																																																																																																
Non-personal						170	170	290	340	340	340	520	2,000																																																																																																																																																																																																																																																																																																																																			
Capital																																																																																																																																																																																																																																																																																																																																																
<b>Total Operating</b>						<b>170</b>	<b>170</b>	<b>290</b>	<b>340</b>	<b>340</b>	<b>340</b>	<b>520</b>	<b>2,000</b>																																																																																																																																																																																																																																																																																																																																			

FY2020 Capital Improvements Budget / FY 2020 - FY 2025 Project Detail													Project No.		c191901										
<b>GENERAL PROJECT DATA:</b>		Status	Existing	<b>CONCURRENCY REQUIREMENTS</b>		(Y/N)	<b>PROJECT NEED CRITERIA</b>		<b>PROJECT SCHEDULE</b>	FY20	FY21	FY22	FY23	FY24	FY25										
Project Title:		Fuel Facility Upgrade		Does project add new capacity?		No	Safety		Design/Arch	1	2	3	4	1	2	3	4	1	2	3	4	1	2	3	4
Functional Area:		Fuel Distribution		Is project required to maintain level of service:			Mandate		Land/ROW																
Department:		Facilities/IT Technology		- Within 5 years? List project in CIE		N/A	Replace		X	Construct															
Location:		Mid County		- From 6 to 10 years? Monitor Annually		N/A	Growth			Equipment															
<b>PROJECT DESCRIPTION:</b> The existing fuel facility at JB Yard has exceeded its useful life. This project is to analyze County needs and determine the appropriate replacement, to include equipment/hardware and software.										<b>PROJECT RATIONALE (Include Additional LOS Detail, if necessary):</b> The existing facility was constructed in the early mid-90s. Software and hardware have exceeded their useful life.															
<b>OPERATING BUDGET IMPACT:</b>																									
				<b>Calc. for FY20</b>																					
	Prior Actual	Est FY19	Orig. FY20	Est c/o to FY20	New \$ FY20	FY20	FY21	FY22	FY23	FY24	FY25	FUTURE	Total												
<b>EXPENDITURE PLAN (000'S)</b>																									
Design/Arch/Eng Land (or ROW)																									
Construction				838		838																			838
Internal Costs																									
Equipment																									
Interest																									
Other Fees & Costs																									
<b>Total Project Cost</b>				838		838																			838
<b>FUNDING PLAN (000'S)</b>																									
Fleet Enterprise Fund				838		838																			838
<b>Total Funding</b>				838		838																			838
<b>LOAN REPAYMENT SCHEDULE (000'S)</b>																									
<b>Total Loan Repayment</b>																									
<b>OPERATING BUDGET IMPACT (000'S)</b>																									
Personal Svc.																									
Non-personal Capital																									
<b>Total Operating</b>																									

FY2020 Capital Improvements Budget / FY 2020 - FY 2025 Project Detail													Project No. c192001																																																																																																																																																																																																																																																																																																																																																																																											
GENERAL PROJECT DATA:		Status New		CONCURRENCY REQUIREMENTS (Y/N)				PROJECT NEED CRITERIA		PROJECT SCHEDULE		FY20	FY21	FY22	FY23	FY24	FY25																																																																																																																																																																																																																																																																																																																																																																																							
Project Title:		Additional Equipment and Replacement of Non Rolling Stock		Does project add new capacity? No				Safety		Design/Arch		1	2	3	4	1	2	3	4	1	2	3	4	1	2	3	4	1	2	3	4	1	2	3	4	1	2	3	4																																																																																																																																																																																																																																																																																																																																																																	
Functional Area:		General Government		Is project required to maintain level of service: - Within 5 years? List project in CIE N/A - From 6 to 10 years? Monitor Annually N/A				Mandate		Land/ROW																																																																																																																																																																																																																																																																																																																																																																																														
Department:		Various						Replace		Construct																																																																																																																																																																																																																																																																																																																																																																																														
Location:		Various						Growth		X Equipment																																																																																																																																																																																																																																																																																																																																																																																														
PROJECT DESCRIPTION:													PROJECT RATIONALE (Include Additional LOS Detail, if necessary):																																																																																																																																																																																																																																																																																																																																																																																											
													<table border="1"> <thead> <tr> <th></th> <th>FY20</th> <th>FY21</th> <th>Department</th> <th>Funding</th> </tr> </thead> <tbody> <tr><td>Tractor</td><td>35</td><td></td><td>Facilities</td><td>Capital Projects</td></tr> <tr><td>Bucket Lift</td><td>0</td><td>112</td><td>Facilities</td><td>Capital Projects</td></tr> <tr><td>Pontoon Boat</td><td>65</td><td></td><td>Aquatic Weed</td><td>Capital Projects</td></tr> <tr><td>Road Grader</td><td></td><td></td><td>M&amp;O</td><td>Transportation Tr</td></tr> <tr><td>Golf Cart</td><td>14</td><td></td><td>Code Enforcemer</td><td>Capital Projects</td></tr> <tr><td>Spare Vehicle</td><td>30</td><td></td><td>BCS</td><td>BCS</td></tr> <tr><td>Lift Truck, 8000lb cap</td><td></td><td></td><td>Warehouse</td><td>Utilities Op &amp; Maint</td></tr> <tr><td>Compact Excavator</td><td>60</td><td></td><td>Construction Crev</td><td>Utilities Op &amp; Maint</td></tr> <tr><td>Directional Drill Mach</td><td>0</td><td>250</td><td>Construction Crev</td><td>Utilities Op &amp; Maint</td></tr> <tr><td>Directional Drill Mach</td><td>199</td><td></td><td>Water Distributor</td><td>Utilities Op &amp; Maint</td></tr> <tr><td>Stationary generator</td><td>145</td><td></td><td>Lift Stations</td><td>Utilities Op &amp; Maint</td></tr> <tr><td>Directional drill machi</td><td>199</td><td></td><td>Sewer Lines</td><td>Utilities Op &amp; Maint</td></tr> <tr><td>Skid steer loader jack</td><td>0</td><td>12</td><td>Sewer Lines</td><td>Utilities Op &amp; Maint</td></tr> <tr><td>Trailer for mini trackh</td><td>19</td><td></td><td>Low Pressure Sew</td><td>Utilities Op &amp; Maint</td></tr> <tr><td>Dump Trailer</td><td>80</td><td></td><td>Eastport WRF</td><td>Utilities Op &amp; Maint</td></tr> <tr><td>Dump Trailer</td><td>0</td><td>80</td><td>Eastport WRF</td><td>Utilities Op &amp; Maint</td></tr> <tr><td>Misc SCADA Equip</td><td>240</td><td>140</td><td>Reclaimed &amp; Bacl</td><td>Utilities Op &amp; Maint</td></tr> <tr><td>26-ton Crane</td><td>306</td><td></td><td>Wastewater</td><td>Utilities Op &amp; Maint</td></tr> <tr><td>Ford Sprinter Van</td><td>40</td><td></td><td>EMS</td><td>Capital Projects</td></tr> <tr><td></td><td>1432</td><td>594</td><td></td><td></td></tr> </tbody> </table>														FY20	FY21	Department	Funding	Tractor	35		Facilities	Capital Projects	Bucket Lift	0	112	Facilities	Capital Projects	Pontoon Boat	65		Aquatic Weed	Capital Projects	Road Grader			M&O	Transportation Tr	Golf Cart	14		Code Enforcemer	Capital Projects	Spare Vehicle	30		BCS	BCS	Lift Truck, 8000lb cap			Warehouse	Utilities Op & Maint	Compact Excavator	60		Construction Crev	Utilities Op & Maint	Directional Drill Mach	0	250	Construction Crev	Utilities Op & Maint	Directional Drill Mach	199		Water Distributor	Utilities Op & Maint	Stationary generator	145		Lift Stations	Utilities Op & Maint	Directional drill machi	199		Sewer Lines	Utilities Op & Maint	Skid steer loader jack	0	12	Sewer Lines	Utilities Op & Maint	Trailer for mini trackh	19		Low Pressure Sew	Utilities Op & Maint	Dump Trailer	80		Eastport WRF	Utilities Op & Maint	Dump Trailer	0	80	Eastport WRF	Utilities Op & Maint	Misc SCADA Equip	240	140	Reclaimed & Bacl	Utilities Op & Maint	26-ton Crane	306		Wastewater	Utilities Op & Maint	Ford Sprinter Van	40		EMS	Capital Projects		1432	594																																																																																																																																																																																																																																																																								
	FY20	FY21	Department	Funding																																																																																																																																																																																																																																																																																																																																																																																																				
Tractor	35		Facilities	Capital Projects																																																																																																																																																																																																																																																																																																																																																																																																				
Bucket Lift	0	112	Facilities	Capital Projects																																																																																																																																																																																																																																																																																																																																																																																																				
Pontoon Boat	65		Aquatic Weed	Capital Projects																																																																																																																																																																																																																																																																																																																																																																																																				
Road Grader			M&O	Transportation Tr																																																																																																																																																																																																																																																																																																																																																																																																				
Golf Cart	14		Code Enforcemer	Capital Projects																																																																																																																																																																																																																																																																																																																																																																																																				
Spare Vehicle	30		BCS	BCS																																																																																																																																																																																																																																																																																																																																																																																																				
Lift Truck, 8000lb cap			Warehouse	Utilities Op & Maint																																																																																																																																																																																																																																																																																																																																																																																																				
Compact Excavator	60		Construction Crev	Utilities Op & Maint																																																																																																																																																																																																																																																																																																																																																																																																				
Directional Drill Mach	0	250	Construction Crev	Utilities Op & Maint																																																																																																																																																																																																																																																																																																																																																																																																				
Directional Drill Mach	199		Water Distributor	Utilities Op & Maint																																																																																																																																																																																																																																																																																																																																																																																																				
Stationary generator	145		Lift Stations	Utilities Op & Maint																																																																																																																																																																																																																																																																																																																																																																																																				
Directional drill machi	199		Sewer Lines	Utilities Op & Maint																																																																																																																																																																																																																																																																																																																																																																																																				
Skid steer loader jack	0	12	Sewer Lines	Utilities Op & Maint																																																																																																																																																																																																																																																																																																																																																																																																				
Trailer for mini trackh	19		Low Pressure Sew	Utilities Op & Maint																																																																																																																																																																																																																																																																																																																																																																																																				
Dump Trailer	80		Eastport WRF	Utilities Op & Maint																																																																																																																																																																																																																																																																																																																																																																																																				
Dump Trailer	0	80	Eastport WRF	Utilities Op & Maint																																																																																																																																																																																																																																																																																																																																																																																																				
Misc SCADA Equip	240	140	Reclaimed & Bacl	Utilities Op & Maint																																																																																																																																																																																																																																																																																																																																																																																																				
26-ton Crane	306		Wastewater	Utilities Op & Maint																																																																																																																																																																																																																																																																																																																																																																																																				
Ford Sprinter Van	40		EMS	Capital Projects																																																																																																																																																																																																																																																																																																																																																																																																				
	1432	594																																																																																																																																																																																																																																																																																																																																																																																																						
OPERATING BUDGET IMPACT:																																																																																																																																																																																																																																																																																																																																																																																																								
													<table border="1"> <thead> <tr> <th rowspan="2"></th> <th rowspan="2">Prior Actual</th> <th rowspan="2">Est FY19</th> <th colspan="3">Calc. for FY20</th> <th rowspan="2">FY20</th> <th rowspan="2">FY21</th> <th rowspan="2">FY22</th> <th rowspan="2">FY23</th> <th rowspan="2">FY24</th> <th rowspan="2">FY25</th> <th rowspan="2">FUTURE</th> <th rowspan="2">Total</th> </tr> <tr> <th>Orig. FY20</th> <th>Est c/o to FY20</th> <th>New \$ FY20</th> </tr> </thead> <tbody> <tr><td colspan="14">EXPENDITURE PLAN (000'S)</td></tr> <tr><td>Design/Arch/Eng</td><td></td><td></td><td></td><td></td><td></td><td></td><td></td><td></td><td></td><td></td><td></td><td></td><td></td></tr> <tr><td>Land (or ROW)</td><td></td><td></td><td></td><td></td><td></td><td></td><td></td><td></td><td></td><td></td><td></td><td></td><td></td></tr> <tr><td>Construction</td><td></td><td></td><td></td><td></td><td></td><td></td><td></td><td></td><td></td><td></td><td></td><td></td><td></td></tr> <tr><td>Internal Costs</td><td></td><td></td><td></td><td></td><td></td><td></td><td></td><td></td><td></td><td></td><td></td><td></td><td></td></tr> <tr><td>Equipment</td><td></td><td></td><td></td><td></td><td>1,432</td><td>1,432</td><td>594</td><td></td><td></td><td></td><td></td><td></td><td>2,026</td></tr> <tr><td>Interest</td><td></td><td></td><td></td><td></td><td></td><td></td><td></td><td></td><td></td><td></td><td></td><td></td><td></td></tr> <tr><td>Other Fees &amp; Costs</td><td></td><td></td><td></td><td></td><td></td><td></td><td></td><td></td><td></td><td></td><td></td><td></td><td></td></tr> <tr><td>Total Project Cost</td><td></td><td></td><td></td><td></td><td>1,432</td><td>1,432</td><td>594</td><td></td><td></td><td></td><td></td><td></td><td>2,026</td></tr> <tr><td colspan="14">FUNDING PLAN (000'S)</td></tr> <tr><td>Capital Projects Fund</td><td></td><td></td><td></td><td></td><td>111</td><td>111</td><td>112</td><td></td><td></td><td></td><td></td><td></td><td>223</td></tr> <tr><td>Building &amp; Construction Serv</td><td></td><td></td><td></td><td></td><td>30</td><td>30</td><td></td><td></td><td></td><td></td><td></td><td></td><td>30</td></tr> <tr><td>Fire Assessments</td><td></td><td></td><td></td><td></td><td></td><td></td><td></td><td></td><td></td><td></td><td></td><td></td><td></td></tr> <tr><td>Gas Tax</td><td></td><td></td><td></td><td></td><td></td><td></td><td></td><td></td><td></td><td></td><td></td><td></td><td></td></tr> <tr><td>Solid Waste Enterprise Fund</td><td></td><td></td><td></td><td></td><td></td><td></td><td></td><td></td><td></td><td></td><td></td><td></td><td></td></tr> <tr><td>O &amp; M Fund</td><td></td><td></td><td></td><td></td><td>1,291</td><td>1,291</td><td>482</td><td></td><td></td><td></td><td></td><td></td><td>1,773</td></tr> <tr><td>Total Funding</td><td></td><td></td><td></td><td></td><td>1,432</td><td>1,432</td><td>594</td><td></td><td></td><td></td><td></td><td></td><td>2,026</td></tr> <tr><td colspan="14">LOAN REPAYMENT SCHEDULE (000'S)</td></tr> <tr><td></td><td></td><td></td><td></td><td></td><td></td><td></td><td></td><td></td><td></td><td></td><td></td><td></td><td></td></tr> <tr><td>Total Loan Repayment</td><td></td><td></td><td></td><td></td><td></td><td></td><td></td><td></td><td></td><td></td><td></td><td></td><td></td></tr> <tr><td colspan="14">OPERATING BUDGET IMPACT (000'S)</td></tr> <tr><td>Personal Svc.</td><td></td><td></td><td></td><td></td><td></td><td></td><td></td><td></td><td></td><td></td><td></td><td></td><td></td></tr> <tr><td>Non-personal</td><td></td><td></td><td></td><td></td><td></td><td></td><td></td><td></td><td></td><td></td><td></td><td></td><td></td></tr> <tr><td>Capital</td><td></td><td></td><td></td><td></td><td></td><td></td><td></td><td></td><td></td><td></td><td></td><td></td><td></td></tr> <tr><td>Total Operating</td><td></td><td></td><td></td><td></td><td></td><td></td><td></td><td></td><td></td><td></td><td></td><td></td><td></td></tr> </tbody> </table>														Prior Actual	Est FY19	Calc. for FY20			FY20	FY21	FY22	FY23	FY24	FY25	FUTURE	Total	Orig. FY20	Est c/o to FY20	New \$ FY20	EXPENDITURE PLAN (000'S)														Design/Arch/Eng														Land (or ROW)														Construction														Internal Costs														Equipment					1,432	1,432	594						2,026	Interest														Other Fees & Costs														Total Project Cost					1,432	1,432	594						2,026	FUNDING PLAN (000'S)														Capital Projects Fund					111	111	112						223	Building & Construction Serv					30	30							30	Fire Assessments														Gas Tax														Solid Waste Enterprise Fund														O & M Fund					1,291	1,291	482						1,773	Total Funding					1,432	1,432	594						2,026	LOAN REPAYMENT SCHEDULE (000'S)																												Total Loan Repayment														OPERATING BUDGET IMPACT (000'S)														Personal Svc.														Non-personal														Capital														Total Operating													
	Prior Actual	Est FY19	Calc. for FY20			FY20	FY21	FY22	FY23	FY24	FY25	FUTURE	Total																																																																																																																																																																																																																																																																																																																																																																																											
			Orig. FY20	Est c/o to FY20	New \$ FY20																																																																																																																																																																																																																																																																																																																																																																																																			
EXPENDITURE PLAN (000'S)																																																																																																																																																																																																																																																																																																																																																																																																								
Design/Arch/Eng																																																																																																																																																																																																																																																																																																																																																																																																								
Land (or ROW)																																																																																																																																																																																																																																																																																																																																																																																																								
Construction																																																																																																																																																																																																																																																																																																																																																																																																								
Internal Costs																																																																																																																																																																																																																																																																																																																																																																																																								
Equipment					1,432	1,432	594						2,026																																																																																																																																																																																																																																																																																																																																																																																											
Interest																																																																																																																																																																																																																																																																																																																																																																																																								
Other Fees & Costs																																																																																																																																																																																																																																																																																																																																																																																																								
Total Project Cost					1,432	1,432	594						2,026																																																																																																																																																																																																																																																																																																																																																																																											
FUNDING PLAN (000'S)																																																																																																																																																																																																																																																																																																																																																																																																								
Capital Projects Fund					111	111	112						223																																																																																																																																																																																																																																																																																																																																																																																											
Building & Construction Serv					30	30							30																																																																																																																																																																																																																																																																																																																																																																																											
Fire Assessments																																																																																																																																																																																																																																																																																																																																																																																																								
Gas Tax																																																																																																																																																																																																																																																																																																																																																																																																								
Solid Waste Enterprise Fund																																																																																																																																																																																																																																																																																																																																																																																																								
O & M Fund					1,291	1,291	482						1,773																																																																																																																																																																																																																																																																																																																																																																																											
Total Funding					1,432	1,432	594						2,026																																																																																																																																																																																																																																																																																																																																																																																											
LOAN REPAYMENT SCHEDULE (000'S)																																																																																																																																																																																																																																																																																																																																																																																																								
Total Loan Repayment																																																																																																																																																																																																																																																																																																																																																																																																								
OPERATING BUDGET IMPACT (000'S)																																																																																																																																																																																																																																																																																																																																																																																																								
Personal Svc.																																																																																																																																																																																																																																																																																																																																																																																																								
Non-personal																																																																																																																																																																																																																																																																																																																																																																																																								
Capital																																																																																																																																																																																																																																																																																																																																																																																																								
Total Operating																																																																																																																																																																																																																																																																																																																																																																																																								

**FY2020 Capital Improvements Budget / FY 2020 - FY 2025 Project Detail** **Project No. c192002**

<b>GENERAL PROJECT DATA:</b>		Status: <b>New</b>	<b>CONCURRENCY REQUIREMENTS (Y/N)</b>		<b>PROJECT NEED CRITERIA</b>	<b>PROJECT SCHEDULE</b>	<b>FY20</b>	<b>FY21</b>	<b>FY22</b>	<b>FY23</b>	<b>FY24</b>	<b>FY25</b>										
Project Title: Helicopter for Mosquito Control		Does project add new capacity? No		Is project required to maintain level of service: - Within 5 years? List project in CIE N/A - From 6 to 10 years? Monitor Annually N/A			1	2	3	4	1	2	3	4	1	2	3	4	1	2	3	4
Functional Area: General Government							Safety	X	Design/Arch				Land/ROW				Construct					
Department: Public Works/Mosquito Control							Mandate		Equipment													
Location: County wide							Replace	X														
					Growth																	

<b>PROJECT DESCRIPTION:</b> Purchase of helicopter to replacing aging unit.	<b>PROJECT RATIONALE (Include Additional LOS Detail, if necessary):</b> Necessary for aerial spraying to control mosquito population.
--	--

**OPERATING BUDGET IMPACT:**

	Prior Actual	Est FY19	Calc. for FY20		FY20	FY21	FY22	FY23	FY24	FY25	FUTURE	Total
			Orig. FY20	Est c/o to FY20								

EXPENDITURE PLAN (000'S)												
Design/Arch/Eng												
Land (or ROW)												
Construction												
Internal Costs												
Equipment					2,000	2,000						2,000
Interest												
Other Fees & Costs												
<b>Total Project Cost</b>					<b>2,000</b>	<b>2,000</b>						<b>2,000</b>

FUNDING PLAN (000'S)												
Capital Projects Fund					2,000	2,000						2,000
<b>Total Funding</b>					<b>2,000</b>	<b>2,000</b>						<b>2,000</b>

LOAN REPAYMENT SCHEDULE (000'S)												
<b>Total Loan Repayment</b>												

OPERATING BUDGET IMPACT (000'S)												
Personal Svc.												
Non-personal												
Capital												
<b>Total Operating</b>												



FY2020 Capital Improvements Budget / FY 2020 - FY 2025 Project Detail													Project No.		c192003			
<b>GENERAL PROJECT DATA:</b>		Status	New	<b>CONCURRENCY REQUIREMENTS</b>			(Y/N)	<b>PROJECT NEED</b>		<b>PROJECT</b>	FY20	FY21	FY22	FY23	FY24	FY25		
Project Title: EDEN to Munis Conversion		Does project add new capacity?			No		<b>CRITERIA</b>		<b>SCHEDULE</b>	1 2 3 4	1 2 3 4	1 2 3 4	1 2 3 4	1 2 3 4	1 2 3 4	1 2 3 4		
Functional Area: General Government		Is project required to maintain level of service:					Safety		Desgn/Arch									
Department: Budget & Administrative Services		- Within 5 years? List project in CIE			N/A		Mandate		Land/ROW									
Location: County Wide		- From 6 to 10 years? Monitor Annually			N/A		Replace X		Construct									
							Growth		Equipment									
<b>PROJECT DESCRIPTION:</b> The financial system used by Board departments is maintained under the Clerk of Court's domain. Since the system, which was acquired in 2004, will no longer be maintained it must be upgraded to newer technology. It is the Clerk's recommendation to upgrade to Munis software, which will provide the least amount of conversion issues since it is a Tyler Technologies product.									<b>PROJECT RATIONALE (Include Additional LOS Detail, if necessary):</b> The EDEN system will not longer be supported by the parent company, Tyler Technologies, and needs to be upgraded.									
<b>OPERATING BUDGET IMPACT:</b>																		
				Calc. for FY20														
	Prior Actual	Est FY19	Orig. FY20	Est c/o to FY20	New \$ FY20	FY20	FY21	FY22	FY23	FY24	FY25	FUTURE	Total					
<b>EXPENDITURE PLAN (000'S)</b>																		
Design/Arch/Eng																		
Land (or ROW)																		
Construction																		
Internal Costs																		
Equipment							1,200										1,200	
Interest																		
Other Fees & Costs																		
Total Project Cost							1,200										1,200	
<b>FUNDING PLAN (000'S)</b>																		
Capital Projects Fund							1,200											1,200
Total Funding							1,200											1,200
<b>LOAN REPAYMENT SCHEDULE (000'S)</b>																		
Total Loan Repayment																		
<b>OPERATING BUDGET IMPACT (000'S)</b>																		
Personal Svc.																		
Non-personal																		
Capital																		
Total Operating																		



This page intentionally left blank

**FY2020 Capital Improvements Budget / FY 2020 - FY 2025 Project Detail** **Project No.**

<b>GENERAL PROJECT DATA:</b>	<b>CONCURRENCY REQUIREMENTS:</b>	<b>PROJECT NEED CRITERIA</b>	<b>PROJECT SCHEDULE</b>	<b>FY16</b>	<b>FY21</b>	<b>FY22</b>	<b>FY23</b>	<b>FY24</b>	<b>FY25</b>
Project Title: Section F Facilities Management Summary	Does project add capacity (Y/N)? Is it required to maintain Level of Service: - W/in 5 years? List in CIE (Y/N): - 6 to 10 years? Monitor (Y/N):	Safety Mandate Replace Growth	Desgn/Arch Land/ROW Construct Equipment	1 2 3 4	1 2 3 4	1 2 3 4	1 2 3 4	1 2 3 4	1 2 3 4

**PROJECT DESCRIPTION:**

**OPERATING BUDGET IMPACT:**

**PROJECT RATIONALE (Include Additional LOS Detail, if necessary):**

**REPLACEMENT COUNTY PROPERTY NO.:**

	Calc. for FY20					FY20	FY21	FY22	FY23	FY24	FY25	FUTURE	Total
	Prior Actual	Est FY19	Orig. FY20	Est c/o to FY20	New \$ FY20								
<b>EXPENDITURE PLAN (000'S)</b>													
Design/Arch/Eng	1,853	376		1,564	-425	1,139							3,368
Land (or ROW)	1,137	2		773	-680	93							1,232
Construction	4,433	2,244	8,312	16,379	1,105	25,796							32,474
Internal Costs													
Equipment				310		310							310
Interest	259	84	30	-78	133	85	82	78	72	66	60	300	1,086
Other Fees & Costs	66	23	24			24	25	25	26	27	28	120	363
<b>Total Project Cost</b>	<b>7,749</b>	<b>2,729</b>	<b>8,366</b>	<b>18,948</b>	<b>133</b>	<b>27,447</b>	<b>106</b>	<b>103</b>	<b>98</b>	<b>93</b>	<b>88</b>	<b>420</b>	<b>38,834</b>
<b>FUNDING PLAN (000'S)</b>													
Capital Projects Fund	2,007	402	4,722	6,753	-642	10,833	-309	103	98	93	88	420	13,735
Building & Construction Service													
Impact Fees	735	183	92	-66	775	802	415						2,135
Grants	270	2		93		93							365
Debt Proceeds	3,700												3,700
Sales Tax 2014	646	33	3,552	7,316		10,868							11,547
Other				2,852		2,852							2,852
Fleet Enterprise Fund													
GIF Ad Valorem	391	2,109		2,000		2,000							4,500
<b>Total Funding</b>	<b>7,749</b>	<b>2,729</b>	<b>8,366</b>	<b>18,948</b>	<b>133</b>	<b>27,447</b>	<b>106</b>	<b>103</b>	<b>98</b>	<b>93</b>	<b>88</b>	<b>420</b>	<b>38,834</b>
<b>LOAN REPAYMENT SCHEDULE (000'S)</b>													
Capital Projects Fund	980	245	245			245	245	245	245	245	245	1,005	3,700
<b>Total Loan Repayment</b>	<b>980</b>	<b>245</b>	<b>245</b>			<b>245</b>	<b>245</b>	<b>245</b>	<b>245</b>	<b>245</b>		<b>1,005</b>	<b>3,700</b>
<b>OPERATING BUDGET IMPACT (000'S)</b>													
Personal Svc.							78	78	78	78	78		389
Non-personal Capital	-1,110	-267	-267			-267	-267	-267	-267	-267	-267	-721	-3,700
<b>Total Operating</b>	<b>-1,110</b>	<b>-267</b>	<b>-267</b>			<b>-267</b>	<b>-189</b>	<b>-189</b>	<b>-189</b>	<b>-189</b>	<b>-189</b>	<b>-721</b>	<b>-3,311</b>

**FY2020 Capital Improvements Budget / FY 2020 - FY 2025 Project Detail** **Project No. c191411**

<b>GENERAL PROJECT DATA:</b>		Status Existing	<b>CONCURRENCY REQUIREMENTS</b> (Y/N)	<b>PROJECT NEED CRITERIA</b>	<b>PROJECT SCHEDULE</b>	<b>FY20</b>	<b>FY21</b>	<b>FY22</b>	<b>FY23</b>	<b>FY24</b>	<b>FY25</b>
Project Title:	Energy Performance Improvement Measures		Does project add new capacity? No	Safety		1 2 3 4	1 2 3 4	1 2 3 4	1 2 3 4	1 2 3 4	1 2 3 4
Functional Area:	Facilities		Is project required to maintain level of service:	Mandate	X						
Department:	Facilities Construction and Maintenance		- Within 5 years? List project in CIE N/A	Replace							
Location:	Countywide		- From 6 to 10 years? Monitor Annually	Growth	X						

**PROJECT DESCRIPTION:**  
 Implement facility energy performance improvement measures (FIMs) identified in the approved investment grade energy audit performed on County facilities. FIM groups include lighting, HVAC controls, HVAC equipment, geothermal pool system, pool pump and disinfection systems, building weatherization and water conservation elements. Repayment of the loan from the departments receiving the improvements.  
 Other Fees & Costs represents the annual payment for Measurement & Verification, per the contract with Siemens.

**OPERATING BUDGET IMPACT:**  
 approximate average annual savings in energy and utility costs: \$220,000.  
 approximate average annual savings in operational costs: \$40,000  
  
 The operating impact "recovery" reflects reimbursement of both actual debt proceeds as well as estimated interest.

**PROJECT RATIONALE (Include Additional LOS Detail, if necessary):**  
  
 By implementing energy performance savings contract, energy savings can be realized immediately. Project costs to be repaid through annual savings over time.  
  
 While the loan agreement is for 10 years, the departments will continue repayment at the set amounts until the full value of the loan principal is returned to the Capital Projects fund.

	Prior Actual	Est FY19	Calc. for FY20		New \$ to FY20	FY20	FY21	FY22	FY23	FY24	FY25	FUTURE	Total
			Orig. FY20	Est c/o to FY20									

EXPENDITURE PLAN (000'S)													
Design/Arch/Eng	149												149
Land (or ROW)													
Construction	3,481												3,481
Internal Costs													
Equipment													
Interest	259	84	30	-78	133	85	82	78	72	66	60	300	1,086
Other Fees & Costs	66	23	24			24	25	25	26	27	28	120	363
<b>Total Project Cost</b>	<b>3,955</b>	<b>107</b>	<b>54</b>	<b>-78</b>	<b>133</b>	<b>109</b>	<b>106</b>	<b>103</b>	<b>98</b>	<b>93</b>	<b>88</b>	<b>420</b>	<b>5,080</b>

FUNDING PLAN (000'S)													
Capital Projects Fund	255	107	54	-78	133	109	106	103	98	93	88	420	1,380
Debt Proceeds	3,700												3,700
<b>Total Funding</b>	<b>3,955</b>	<b>107</b>	<b>54</b>	<b>-78</b>	<b>133</b>	<b>109</b>	<b>106</b>	<b>103</b>	<b>98</b>	<b>93</b>	<b>88</b>	<b>420</b>	<b>5,080</b>

LOAN REPAYMENT SCHEDULE (000'S)													
Capital Projects Fund	980	245	245			245	245	245	245	245	245	1,005	3,700
<b>Total Loan Repayment</b>	<b>980</b>	<b>245</b>	<b>245</b>			<b>245</b>	<b>245</b>	<b>245</b>	<b>245</b>	<b>245</b>	<b>245</b>	<b>1,005</b>	<b>3,700</b>

OPERATING BUDGET IMPACT (000'S)													
Personal Svc.													
Non-personal Capital	-1,110	-267	-267			-267	-267	-267	-267	-267	-267	-721	-3,700
<b>Total Operating</b>	<b>-1,110</b>	<b>-267</b>	<b>-267</b>			<b>-267</b>	<b>-267</b>	<b>-267</b>	<b>-267</b>	<b>-267</b>	<b>-267</b>	<b>-721</b>	<b>-3,700</b>

Facility improvement measures to be implemented at the following facilities:  
 Public Safety/EOC  
 County Jail  
 Sheriff Administration  
 South County Annex  
 Murdock Administrative Center Buildings A, B, C  
 Historic Courthouse  
 East Port Environmental Campus Administration Bldg.  
 East Port Waste Water Treatment Plant  
 Charlotte Sports Park  
 Family Services Center  
 Fire/EMS Vehicle Maintenance  
 Ann Dever Memorial Regional Park Pool  
 South County Regional Park Pool  
 West Port Waste Water Treatment Plant

FY2020 Capital Improvements Budget / FY 2020 - FY 2025 Project Detail													Project No. c191501																																																																																																																																																																																																																																																																																																																																																		
GENERAL PROJECT DATA:			Status Existing	CONCURRENCY REQUIREMENTS (Y/N)			PROJECT NEED CRITERIA		PROJECT SCHEDULE		FY20			FY21			FY22			FY23			FY24			FY25																																																																																																																																																																																																																																																																																																																																					
Project Title: Justice Center Renovation & Remodel				Does project add new capacity? Yes			Safety		Design/Arch		1	2	3	4	1	2	3	4	1	2	3	4	1	2	3	4	1	2	3	4	1	2	3	4																																																																																																																																																																																																																																																																																																																													
Functional Area: Facilities				Is project required to maintain level of service:			Mandate X		Land/ROW																																																																																																																																																																																																																																																																																																																																																						
Department: Facilities Construction and Maintenance				- Within 5 years? List project in CIE N/A			Replace		Construct																																																																																																																																																																																																																																																																																																																																																						
Location: South				- From 6 to 10 years? Monitor Annually N/A			Growth X		Equipment																																																																																																																																																																																																																																																																																																																																																						
PROJECT DESCRIPTION:													PROJECT RATIONALE (Include Additional LOS Detail, if necessary):																																																																																																																																																																																																																																																																																																																																																		
<p>This project includes renovation and remodeling of the existing Justice Center in seven tasks (phases) comprising of relocation of Clerk of Court records to an off-site location, relocation of State Attorney's Office and Jury Services within the building, expansion of the security entry pavilion and other internal and site related security enhancements, add two new courtrooms, and general renovation and remodeling of the facility. Through renovation and remodeling within the current building footprint, projected program needs can be accommodated through 2025.</p> <p>In 2019 the project was augmented with \$900,000 of 2014 Sales Tax for a generator upgrade (a Tier 2 project).</p>													<p>Additional space is needed to support court functions and associated departments as outlined in the 2014 space study by Dan Wiley &amp; Associates updated in 2016.</p> <p>The Board acquired property located at 1544 Market Circle, Building 8, as approved at its meeting of May 9, 2017, for the purposes of housing the Clerk's Records Division.</p>																																																																																																																																																																																																																																																																																																																																																		
OPERATING BUDGET IMPACT: TBD																																																																																																																																																																																																																																																																																																																																																															
<table border="1"> <thead> <tr> <th rowspan="2"></th> <th rowspan="2">Prior Actual</th> <th rowspan="2">Est FY19</th> <th colspan="3">Calc. for FY20</th> <th rowspan="2">FY20</th> <th rowspan="2">FY21</th> <th rowspan="2">FY22</th> <th rowspan="2">FY23</th> <th rowspan="2">FY24</th> <th rowspan="2">FY25</th> <th rowspan="2">FUTURE</th> <th rowspan="2">Total</th> </tr> <tr> <th>Orig. FY20</th> <th>Est c/o to FY20</th> <th>New \$ FY20</th> </tr> </thead> <tbody> <tr> <td colspan="14" style="text-align:center">EXPENDITURE PLAN (000'S)</td> </tr> <tr> <td>Design/Arch/Eng</td> <td>1,639</td> <td>376</td> <td></td> <td>425</td> <td>-425</td> <td></td> <td></td> <td></td> <td></td> <td></td> <td></td> <td></td> <td>2,015</td> </tr> <tr> <td>Land (or ROW)</td> <td>720</td> <td></td> <td></td> <td>680</td> <td>-680</td> <td></td> <td></td> <td></td> <td></td> <td></td> <td></td> <td></td> <td>720</td> </tr> <tr> <td>Construction</td> <td>518</td> <td>2,244</td> <td>4,760</td> <td>8,287</td> <td>1,105</td> <td>14,153</td> <td></td> <td></td> <td></td> <td></td> <td></td> <td></td> <td>16,915</td> </tr> <tr> <td>Internal Costs</td> <td></td> <td></td> <td></td> <td></td> <td></td> <td></td> <td></td> <td></td> <td></td> <td></td> <td></td> <td></td> <td></td> </tr> <tr> <td>Equipment</td> <td></td> <td></td> <td></td> <td>240</td> <td></td> <td>240</td> <td></td> <td></td> <td></td> <td></td> <td></td> <td></td> <td>240</td> </tr> <tr> <td>Interest</td> <td></td> <td></td> <td></td> <td></td> <td></td> <td></td> <td></td> <td></td> <td></td> <td></td> <td></td> <td></td> <td></td> </tr> <tr> <td>Other Fees &amp; Costs</td> <td></td> <td></td> <td></td> <td></td> <td></td> <td></td> <td></td> <td></td> <td></td> <td></td> <td></td> <td></td> <td></td> </tr> <tr> <td><b>Total Project Cost</b></td> <td><b>2,877</b></td> <td><b>2,620</b></td> <td><b>4,760</b></td> <td><b>9,632</b></td> <td></td> <td><b>14,393</b></td> <td></td> <td></td> <td></td> <td></td> <td></td> <td></td> <td><b>19,890</b></td> </tr> <tr> <td colspan="14" style="text-align:center">FUNDING PLAN (000'S)</td> </tr> <tr> <td>Capital Projects Fund</td> <td>1,752</td> <td>295</td> <td>4,668</td> <td>6,831</td> <td>-775</td> <td>10,724</td> <td>-415</td> <td></td> <td></td> <td></td> <td></td> <td></td> <td>12,355</td> </tr> <tr> <td>Other</td> <td></td> <td></td> <td></td> <td></td> <td></td> <td></td> <td></td> <td></td> <td></td> <td></td> <td></td> <td></td> <td></td> </tr> <tr> <td>Impact Fees</td> <td>735</td> <td>183</td> <td>92</td> <td>-66</td> <td>775</td> <td>802</td> <td>415</td> <td></td> <td></td> <td></td> <td></td> <td></td> <td>2,135</td> </tr> <tr> <td>GIF Ad Valorem</td> <td>391</td> <td>2,109</td> <td></td> <td>2,000</td> <td></td> <td>2,000</td> <td></td> <td></td> <td></td> <td></td> <td></td> <td></td> <td>4,500</td> </tr> <tr> <td>Sales Tax 2014</td> <td></td> <td>33</td> <td></td> <td>867</td> <td></td> <td>867</td> <td></td> <td></td> <td></td> <td></td> <td></td> <td></td> <td>900</td> </tr> <tr> <td><b>Total Funding</b></td> <td><b>2,877</b></td> <td><b>2,620</b></td> <td><b>4,760</b></td> <td><b>9,632</b></td> <td></td> <td><b>14,393</b></td> <td></td> <td></td> <td></td> <td></td> <td></td> <td></td> <td><b>19,890</b></td> </tr> <tr> <td colspan="14" style="text-align:center">LOAN REPAYMENT SCHEDULE (000'S)</td> </tr> <tr> <td></td> <td></td> <td></td> <td></td> <td></td> <td></td> <td></td> <td></td> <td></td> <td></td> <td></td> <td></td> <td></td> <td></td> </tr> <tr> <td><b>Total Loan Repayment</b></td> <td></td> <td></td> <td></td> <td></td> <td></td> <td></td> <td></td> <td></td> <td></td> <td></td> <td></td> <td></td> <td></td> </tr> <tr> <td colspan="14" style="text-align:center">OPERATING BUDGET IMPACT (000'S)</td> </tr> <tr> <td>Personal Svc.</td> <td></td> <td></td> <td></td> <td></td> <td></td> <td></td> <td></td> <td></td> <td></td> <td></td> <td></td> <td></td> <td></td> </tr> <tr> <td>Non-personal Capital</td> <td></td> <td></td> <td></td> <td></td> <td></td> <td></td> <td></td> <td></td> <td></td> <td></td> <td></td> <td></td> <td></td> </tr> <tr> <td><b>Total Operating</b></td> <td></td> <td></td> <td></td> <td></td> <td></td> <td></td> <td></td> <td></td> <td></td> <td></td> <td></td> <td></td> <td></td> </tr> </tbody> </table>														Prior Actual	Est FY19	Calc. for FY20			FY20	FY21	FY22	FY23	FY24	FY25	FUTURE	Total	Orig. FY20	Est c/o to FY20	New \$ FY20	EXPENDITURE PLAN (000'S)														Design/Arch/Eng	1,639	376		425	-425								2,015	Land (or ROW)	720			680	-680								720	Construction	518	2,244	4,760	8,287	1,105	14,153							16,915	Internal Costs														Equipment				240		240							240	Interest														Other Fees & Costs														<b>Total Project Cost</b>	<b>2,877</b>	<b>2,620</b>	<b>4,760</b>	<b>9,632</b>		<b>14,393</b>							<b>19,890</b>	FUNDING PLAN (000'S)														Capital Projects Fund	1,752	295	4,668	6,831	-775	10,724	-415						12,355	Other														Impact Fees	735	183	92	-66	775	802	415						2,135	GIF Ad Valorem	391	2,109		2,000		2,000							4,500	Sales Tax 2014		33		867		867							900	<b>Total Funding</b>	<b>2,877</b>	<b>2,620</b>	<b>4,760</b>	<b>9,632</b>		<b>14,393</b>							<b>19,890</b>	LOAN REPAYMENT SCHEDULE (000'S)																												<b>Total Loan Repayment</b>														OPERATING BUDGET IMPACT (000'S)														Personal Svc.														Non-personal Capital														<b>Total Operating</b>													
	Prior Actual	Est FY19	Calc. for FY20			FY20	FY21	FY22	FY23	FY24	FY25	FUTURE				Total																																																																																																																																																																																																																																																																																																																																															
			Orig. FY20	Est c/o to FY20	New \$ FY20																																																																																																																																																																																																																																																																																																																																																										
EXPENDITURE PLAN (000'S)																																																																																																																																																																																																																																																																																																																																																															
Design/Arch/Eng	1,639	376		425	-425								2,015																																																																																																																																																																																																																																																																																																																																																		
Land (or ROW)	720			680	-680								720																																																																																																																																																																																																																																																																																																																																																		
Construction	518	2,244	4,760	8,287	1,105	14,153							16,915																																																																																																																																																																																																																																																																																																																																																		
Internal Costs																																																																																																																																																																																																																																																																																																																																																															
Equipment				240		240							240																																																																																																																																																																																																																																																																																																																																																		
Interest																																																																																																																																																																																																																																																																																																																																																															
Other Fees & Costs																																																																																																																																																																																																																																																																																																																																																															
<b>Total Project Cost</b>	<b>2,877</b>	<b>2,620</b>	<b>4,760</b>	<b>9,632</b>		<b>14,393</b>							<b>19,890</b>																																																																																																																																																																																																																																																																																																																																																		
FUNDING PLAN (000'S)																																																																																																																																																																																																																																																																																																																																																															
Capital Projects Fund	1,752	295	4,668	6,831	-775	10,724	-415						12,355																																																																																																																																																																																																																																																																																																																																																		
Other																																																																																																																																																																																																																																																																																																																																																															
Impact Fees	735	183	92	-66	775	802	415						2,135																																																																																																																																																																																																																																																																																																																																																		
GIF Ad Valorem	391	2,109		2,000		2,000							4,500																																																																																																																																																																																																																																																																																																																																																		
Sales Tax 2014		33		867		867							900																																																																																																																																																																																																																																																																																																																																																		
<b>Total Funding</b>	<b>2,877</b>	<b>2,620</b>	<b>4,760</b>	<b>9,632</b>		<b>14,393</b>							<b>19,890</b>																																																																																																																																																																																																																																																																																																																																																		
LOAN REPAYMENT SCHEDULE (000'S)																																																																																																																																																																																																																																																																																																																																																															
<b>Total Loan Repayment</b>																																																																																																																																																																																																																																																																																																																																																															
OPERATING BUDGET IMPACT (000'S)																																																																																																																																																																																																																																																																																																																																																															
Personal Svc.																																																																																																																																																																																																																																																																																																																																																															
Non-personal Capital																																																																																																																																																																																																																																																																																																																																																															
<b>Total Operating</b>																																																																																																																																																																																																																																																																																																																																																															



**FY2020 Capital Improvements Budget / FY 2020 - FY 2025 Project Detail**

**Project No. c611501**

<b>GENERAL PROJECT DATA:</b>		Status Existing	<b>CONCURRENCY REQUIREMENTS</b> (Y/N)	<b>PROJECT NEED CRITERIA</b>	<b>PROJECT SCHEDULE</b>	<b>FY20</b>	<b>FY21</b>	<b>FY22</b>	<b>FY23</b>	<b>FY24</b>	<b>FY25</b>		
Project Title:	Family Services Center Expansion and Remodeling		Does project add new capacity? Y	Safety	Design/Arch	1	2	3	4	1	2	3	4
Functional Area:	Family Services		Is project required to maintain level of service:	Mandate	Land/ROW								
Department:	Human Services		- Within 5 years? List project in CIE N/A	Replace	Construct								
Location:	Mid County		- From 6 to 10 years? Monitor Annually	Growth	Equipment								

**PROJECT DESCRIPTION:**  
 Demolish current structures to enable site planning of multi-phased campus plan for optimum human services delivery through an integrated client service model. This project represents design and development of Phase I consisting primarily of site infrastructure, and facilities for youth services, community partners, and Charlotte County Neighborhood Services staff.

\$7.095 million from the 2014 Sales Tax Referendum was allocated to this project.  
 Additional \$3,552 million allocated 11/27/18, for a total of \$10.647 million.

**PROJECT RATIONALE (Include Additional LOS Detail, if necessary):**  
 The current building was formerly a church and does not efficiently or effectively accommodate the intended purpose of providing community services. An adjacent parcel was acquired which affords greater flexibility and a more comprehensive approach in the delivery of human services through a multi-phased, campus-style integrated client services model. Future development as envisioned will not only expand space for community partners but also offer additional shared support and flexible activity facilities, and opportunities for expanded services.

**OPERATING BUDGET IMPACT:**  
 \$777,827 starting in FY21

	Prior Actual	Est FY19	Calc. for FY20			FY20	FY21	FY22	FY23	FY24	FY25	FUTURE	Total
			Orig. FY20	Est c/o to FY20	New \$ FY20								
<b>EXPENDITURE PLAN (000'S)</b>													
Design/Arch/Eng	65			805		805							870
Land (or ROW)	147												147
Construction	434		3,552	5,644		9,196							9,630
Internal Costs													
Equipment													
Interest													
Other Fees & Costs													
<b>Total Project Cost</b>	<b>646</b>		<b>3,552</b>	<b>6,449</b>		<b>10,001</b>							<b>10,647</b>
<b>FUNDING PLAN (000'S)</b>													
Sales Tax 2014	646		3,552	6,449		10,001							10,647
<b>Total Funding</b>	<b>646</b>		<b>3,552</b>	<b>6,449</b>		<b>10,001</b>							<b>10,647</b>
<b>LOAN REPAYMENT SCHEDULE (000'S)</b>													
<b>Total Loan Repayment</b>													
<b>OPERATING BUDGET IMPACT (000'S)</b>													
Personal Svc.							78	78	78	78	78		389
Non-personal Capital													
<b>Total Operating</b>							<b>78</b>	<b>78</b>	<b>78</b>	<b>78</b>	<b>78</b>		<b>389</b>



**FY2020 Capital Improvements Budget / FY 2020 - FY 2025 Project Detail** **Project No. c641701**

<b>GENERAL PROJECT DATA:</b>		Status Existing	<b>CONCURRENCY REQUIREMENTS</b> (Y/N)		<b>PROJECT NEED</b>	<b>PROJECT SCHEDULE</b>	FY20	FY21	FY22	FY23	FY24	FY25										
Project Title: Transit Facility			Does project add new capacity? Yes		Safety Mandate Replace X Growth X	Design/Arch Land/ROW Construct Equipment	1	2	3	4	1	2	3	4	1	2	3	4	1	2	3	4
Functional Area: Facilities			Is project required to maintain level of service:																			
Department: Transit Section			- Within 5 years? List project in CIE				N/A															
Location: 19765 Kenilworth Blvd, Port Charlotte			- From 6 to 10 years? Monitor Annually				N/A															

**PROJECT DESCRIPTION:**  
 Construct new Transit facility and relocate services from Airport Road Annex to the JB Yard site located off Veterans Blvd. The facility will provide operations & dispatch building with staff and county vehicle parking area.

Grants have been submitted, and are pending award. Once awarded the project will be amended to identify the correct funding source.

**PROJECT RATIONALE (Include Additional LOS Detail, if necessary):**  
 Relocate transit providing a central location servicing county-wide citizens. The new facility will reduce response time to the west county citizens. Relocate county staff from a temporary trailer into a permanent facility. This relocation will allow for the Airport Road Master Plan implementation.

**OPERATING BUDGET IMPACT:**

**REPLACEMENT COUNTY PROPERTY NO.:**

		(1) (2) (3) Calc. for FY20												
	Prior Actual	Est FY19	Orig. FY20	Est c/o to FY20	New \$ FY20	FY20	FY21	FY22	FY23	FY24	FY25	FUTURE	Total	

EXPENDITURE PLAN (000'S)													
Design/Arch/Eng				334		334							334
Land (or ROW)	270	2		93		93							365
Construction				2,448		2,448							2,448
Internal Costs													
Equipment				70		70							70
Interest													
Other Fees & Costs													
<b>Total Project Cost</b>	<b>270</b>	<b>2</b>		<b>2,945</b>		<b>2,945</b>							<b>3,217</b>

FUNDING PLAN (000'S)													
Ad valorem													
Other				2,852		2,852							2,852
Grants	270	2		93		93							365
<b>Total Funding</b>	<b>270</b>	<b>2</b>		<b>2,945</b>		<b>2,945</b>							<b>3,217</b>

LOAN REPAYMENT SCHEDULE (000'S)													
<b>Total Loan Repayment</b>													

OPERATING BUDGET IMPACT (000'S)													
Personal Svc.													
Non-personal													
Capital													
<b>Total Operating</b>													





This page intentionally left blank



**FY2020 Capital Improvements Budget / FY 2020 - FY 2025 Project Detail**

**Project No.**

GENERAL PROJECT DATA:		CONCURRENCY REQUIREMENTS:		PROJECT NEED CRITERIA		PROJECT SCHEDULE		FY19		FY21		FY22		FY23		FY24		FY25	
						1	2	3	4	1	2	3	4	1	2	3	4	1	2
Project Title:	Section H Library Summary	Does project add capacity (Y/N)?		Safety		Desgn/Arch													
Functional Area:		Is it required to maintain Level of Service:		Mandate		Land/ROW													
Department:	Community Services	- W/in 5 years? List in CIE (Y/N):		Replace		Construct													
Location:		- 6 to 10 years? Monitor (Y/N):		Growth		Equipment													
PROJECT DESCRIPTION:						PROJECT RATIONALE (Include Additional LOS Detail, if necessary):													
OPERATING BUDGET IMPACT:						REPLACEMENT COUNTY PROPERTY NO.:													
				Calc. for FY20															
	Prior Actual	Est FY19	Orig. FY20	Est c/o to FY20	New \$ FY20	FY20	FY21	FY22	FY23	FY24	FY25	FUTURE	Total						
EXPENDITURE PLAN (000'S)																			
Design/Arch/Eng	588	79		9		9							676						
Land (or ROW)	1												1						
Construction	2,620	3,464		540		540							6,624						
Other																			
Equipment		369		131		131							500						
<b>Total Project Cost</b>	<b>3,209</b>	<b>3,912</b>		<b>680</b>		<b>680</b>							<b>7,801</b>						
FUNDING PLAN (000'S)																			
Capital Projects Fund																			
Sales Tax 2014	2,884	3,912		680		680							7,476						
Impact Fees																			
Contributions	325												325						
<b>Total Funding</b>	<b>3,209</b>	<b>3,912</b>		<b>680</b>		<b>680</b>							<b>7,801</b>						
LOAN REPAYMENT SCHEDULE (000'S)																			
<b>Total Loan Repayment</b>																			
OPERATING BUDGET IMPACT (000'S)																			
Personal Svc.							345	345	345	345	345		1,725						
Non-personal							185	185	185	185	185		925						
Capital																			
<b>Total Operating</b>							<b>530</b>	<b>530</b>	<b>530</b>	<b>530</b>	<b>530</b>		<b>2,650</b>						

**FY2020 Capital Improvements Budget / FY 2020 - FY 2025 Project Detail**

**Project No. c711501**

<b>GENERAL PROJECT DATA:</b>		Status Existing	<b>CONCURRENCY REQUIREMENTS</b> (Y/N)		<b>PROJECT NEED CRITERIA</b>	<b>PROJECT SCHEDULE</b>	FY20		FY21		FY22		FY23		FY24		FY25				
Project Title:	Punta Gorda Charlotte Library		Does project add new capacity?	Y			Safety	1	2	3	4	1	2	3	4	1	2	3	4	1	2
Functional Area:	Libraries	Is project required to maintain level of service:			Mandate	Desgn/Arch															
Department:	Community Services	- Within 5 years? List project in CIE			Replace	Land/ROW															
Location:	South County Area	- From 6 to 10 years? Monitor Annually			Growth	Construct															

**PROJECT DESCRIPTION:**  
 Build 20,000 sq ft library with youth and program space, computer lab and spaces for instructional classes with 1,000 sq ft for archive functions (intake, processing, storage). The new library will replace the current 9,145 sq ft library supporting the South County/Punta Gorda area.  
 \$6.901 million from the 2014 Sales Tax Referendum was allocated to this project. Estimated completion in July, 2019.  
 On June 13, 2017, the Board directed an additional \$300,000 of Sales Tax be added, reducing the Digital Radio project.

**PROJECT RATIONALE (Include Additional LOS Detail, if necessary):**  
 The existing Punta Gorda Library is over capacity. The building had four renovations and there is no longer adequate space on the property to meet the communities needs.

**OPERATING BUDGET IMPACT:**  
 \$529,859 starting in FY19

**REPLACEMENT COUNTY PROPERTY NO.:**

	Prior Actual	Est FY19	Calc. for FY20		FY20	FY21	FY22	FY23	FY24	FY25	FUTURE	Total
			Orig. FY20	Est c/o to FY20								
<b>EXPENDITURE PLAN (000'S)</b>												
Design/Arch/Eng	588	79		9	9							676
Land (or ROW)	1											1
Construction	2,620	3,464		540	540							6,624
Internal Costs												
Equipment		369		131	131							500
Interest												
Other Fees & Costs												
<b>Total Project Cost</b>	<b>3,209</b>	<b>3,912</b>		<b>680</b>	<b>680</b>							<b>7,801</b>
<b>FUNDING PLAN (000'S)</b>												
Capital Projects Fund												
Sales Tax 2014	2,884	3,912		680	680							7,476
Contributions	325											325
<b>Total Funding</b>	<b>3,209</b>	<b>3,912</b>		<b>680</b>	<b>680</b>							<b>7,801</b>
<b>LOAN REPAYMENT SCHEDULE (000'S)</b>												
<b>Total Loan Repayment</b>												
<b>OPERATING BUDGET IMPACT (000'S)</b>												
Personal Svc.						345	345	345	345	345		1,725
Non-personal Capital						185	185	185	185	185		925
<b>Total Operating</b>						<b>530</b>	<b>530</b>	<b>530</b>	<b>530</b>	<b>530</b>		<b>2,650</b>





This page intentionally left blank

**FY2020 Capital Improvements Budget / FY 2020 - FY 2025 Project Detail**

**Project No.**

<b>GENERAL PROJECT DATA:</b>		<b>CONCURRENCY REQUIREMENTS:</b>	<b>PROJECT NEED CRITERIA</b>	<b>PROJECT SCHEDULE</b>	<b>FY19</b>	<b>FY21</b>	<b>FY22</b>	<b>FY23</b>	<b>FY24</b>	<b>FY25</b>						
Project Title:	Section I Parks & Recreation Summary	Does project add capacity (Y/N)?:			1	2	3	4	1	2	3	4	1	2	3	4
Functional Area:		Is it required to maintain Level of Service:	Safety	Desgn/Arch												
Department:	Community Services	- W/in 5 years? List in CIE (Y/N):	Mandate	Land/ROW												
Location:		- 6 to 10 years? Monitor (Y/N):	Replace	Construct												
			Growth	Equipment												

**PROJECT DESCRIPTION:**

**PROJECT RATIONALE (Include Additional LOS Detail, if necessary):**

**OPERATING BUDGET IMPACT:**

**REPLACEMENT COUNTY PROPERTY NO.:**

	Prior Actual	Est FY19	Calc. for FY20			FY20	FY21	FY22	FY23	FY24	FY25	FUTURE	Total
			Orig. FY20	Est c/o to FY20	New \$ FY20								
<b>EXPENDITURE PLAN (000'S)</b>													
Design/Arch/Eng	2,192	441		1,487	-5	1,482							4,115
Land (or ROW)	625			499		500							1,125
Construction	10,377	13,186	6,399	16,076	-2	22,473							46,036
Internal Costs													
Other Fees & Costs			100	69	100	269							269
Equipment		66		504		504	100						670
<b>Total Project Cost</b>	<b>13,194</b>	<b>13,693</b>	<b>6,499</b>	<b>18,635</b>	<b>94</b>	<b>25,228</b>	<b>100</b>						<b>52,215</b>
<b>FUNDING PLAN (000'S)</b>													
Capital Projects Fund	4,066	2,096		2,619	99	2,718							8,880
Debt Proceeds													
Sales Tax 2014	8,140	11,597	6,499	14,271	100	20,870	100						40,707
Impact Fees	475			105	-105								475
Other	514												514
Grants				89		89							89
Sales Tax 2009				1,550		1,550							1,550
<b>Total Funding</b>	<b>13,194</b>	<b>13,693</b>	<b>6,499</b>	<b>18,635</b>	<b>94</b>	<b>25,228</b>	<b>100</b>						<b>52,215</b>
<b>LOAN REPAYMENT SCHEDULE (000'S)</b>													
<b>Total Loan Repayment</b>													
<b>OPERATING BUDGET IMPACT (000'S)</b>													
Personal Svc.			60			60	551	897	933	933	933	298	4,605
Non-personal			35			35	326	523	534	534	534	162	2,648
Capital			45			45	45	45	45	45	45		270
<b>Total Operating</b>			<b>140</b>			<b>140</b>	<b>922</b>	<b>1,465</b>	<b>1,512</b>	<b>1,512</b>	<b>1,512</b>	<b>460</b>	<b>7,523</b>

**FY2020 Capital Improvements Budget / FY 2020 - FY 2025 Project Detail** **Project No. c721401**

<b>GENERAL PROJECT DATA:</b>		Status Existing	<b>CONCURRENCY REQUIREMENTS</b> (Y/N)
Project Title:	Bayshore Live Oak Park	Does project add new capacity?	No
Functional Area:	Culture and Recreation	Is project required to maintain level of service:	
Department:	Community Services	- Within 5 years? List project in CIE	No
Location:	Mid County	- From 6 to 10 years? Monitor Annually	Yes

PROJECT NEED CRITERIA	PROJECT SCHEDULE	FY20	FY21	FY22	FY23	FY24	FY25
		1 2 3 4	1 2 3 4	1 2 3 4	1 2 3 4	1 2 3 4	1 2 3 4
Safety	X						
Mandate	X						
Replace	X						
Growth							

**PROJECT DESCRIPTION:**  
Funding in this project continues permit required shoreline stabilization mitigation. Land may be acquired as it becomes available.

**PROJECT RATIONALE (Include Additional LOS Detail, if necessary):**  
Waterfront recreation for the citizens of Charlotte County continues to be a priority as stated in the County's Comprehensive Plan and the Department's Park Master Plan.

**OPERATING BUDGET IMPACT:**

**REPLACEMENT COUNTY PROPERTY NO.:**

	Prior Actual	Est FY19	Calc. for FY20			FY20	FY21	FY22	FY23	FY24	FY25	FUTURE	Total
			Orig. FY20	Est c/o to FY20	New \$ FY20								
<b>EXPENDITURE PLAN (000'S)</b>													
Design/Arch/Eng	67	29		3		3							98
Land (or ROW)	625												625
Construction	47	3		749		749							799
Internal Costs													
Equipment													
Interest													
Other Fees & Costs													
<b>Total Project Cost</b>	<b>738</b>	<b>31</b>		<b>752</b>		<b>752</b>							<b>1,522</b>
<b>FUNDING PLAN (000'S)</b>													
Capital Projects Fund	738	31		752		752							1,522
<b>Total Funding</b>	<b>738</b>	<b>31</b>		<b>752</b>		<b>752</b>							<b>1,522</b>
<b>LOAN REPAYMENT SCHEDULE (000'S)</b>													
<b>Total Loan Repayment</b>													
<b>OPERATING BUDGET IMPACT (000'S)</b>													
Personal Svc.													
Non-personal													
Capital													
<b>Total Operating</b>													



**FY2020 Capital Improvements Budget / FY 2020 - FY 2025 Project Detail** **Project No. g251907**

<b>GENERAL PROJECT DATA:</b>		Status: New	<b>CONCURRENCY REQUIREMENTS</b>		No	<b>PROJECT NEED CRITERIA</b>		<b>PROJECT SCHEDULE</b>		FY20	FY21	FY22	FY23	FY24	FY25		
Project Title:	Harold Avenue Rec Center Wind Retrofit		Does project add new capacity?		No	Safety		Design/Arch		1	2	3	4	1	2	3	4
Functional Area:	Community Services		Is project required to maintain level of service:			Mandate		Land/ROW									
Department:	Recreations		- Within 5 years? List project in CIE		N/A	Replace		Construct									
Location:	Mid County		- From 6 to 10 years? Monitor Annually		N/A	Growth		Equipment									

**PROJECT DESCRIPTION:**  
 Complete a feasibility study completed on the existing facility for scope of retrofit. Possible items to retrofit are impact resistant windows/doors and other openings, install roof seam reinforcement. The wind retrofit will reinforce the building to withstand hurricane force winds. This structure can also be used as a host shelter when Charlotte County is not being impacted by the storm.  
  
 23400 Harold Ave, Port Charlotte, Grant Agreement # H0128, Project 4337-24R

**PROJECT RATIONALE (Include Additional LOS Detail, if necessary):**  
 The storm shutters and hurricane glass will protect residents' health & safety for those who are evacuating from tropical force winds and storm surge because this structure can be used as a shelter for those who do not have a safe place to evacuate to.

**OPERATING BUDGET IMPACT:**

	Prior Actual	Est FY19	Calc. for FY20			FY20	FY21	FY22	FY23	FY24	FY25	FUTURE	Total
			Orig. FY20	Est c/o to FY20	New \$ FY20								
<b>EXPENDITURE PLAN (000'S)</b>													
Design/Arch/Eng				20		20							20
Land (or ROW)													
Construction				99		99							99
Internal Costs													
Equipment													
Interest													
Other Fees & Costs													
<b>Total Project Cost</b>				119		119							119
<b>FUNDING PLAN (000'S)</b>													
Capital Projects Fund				30		30							30
Grants				89		89							89
<b>Total Funding</b>				119		119							119
<b>LOAN REPAYMENT SCHEDULE (000'S)</b>													
<b>Total Loan Repayment</b>													
<b>OPERATING BUDGET IMPACT (000'S)</b>													
Personal Svc.													
Non-personal													
Capital													
<b>Total Operating</b>													

**FY2020 Capital Improvements Budget / FY 2020 - FY 2025 Project Detail** **Project No. c721502**

<b>GENERAL PROJECT DATA:</b>		Status Existing	<b>CONCURRENCY REQUIREMENTS</b>	(Y/N)
Project Title:	North Charlotte Regional Park Recreation Center		Does project add new capacity?	Y
Functional Area:	Culture and Recreation		Is project required to maintain level of service:	
Department:	Community Services		- Within 5 years? List project in CIE	N
Location:	1185 O'Donnell Blvd, Port Charlotte		- From 6 to 10 years? Monitor Annually	N

PROJECT SCHEDULE	FY20			FY21			FY22			FY23			FY24			FY25				
	1	2	3	4	1	2	3	4	1	2	3	4	1	2	3	4	1	2	3	4
Design/Arch																				
Land/ROW																				
Construct																				
Equipment																				

**PROJECT DESCRIPTION:**  
 Development of Recreation Center with Gymnasium and fitness center, at the North Charlotte Regional Park. The project will also include administrative offices for the Community Services Department. Build 30,000 sq ft recreation center with multi-purpose gymnasium, fitness center, multi-purpose classrooms, community garden and administrative offices. Includes funding to move the access road. \$8,132 million from the 2014 Sales Tax Referendum was allocated to this project; estimated completion is April 2019. Funding of \$1,980,000 was transferred to this project from the Ann Dever Memorial Regional Park sales tax project 4/24/18. Funding of \$427k added for the Utility Lift Station. New project total allocation is \$10,539 million.

**PROJECT RATIONALE (Include Additional LOS Detail, if necessary):**  
 North Charlotte Regional Park is located within Mid County with the highest density of population in Charlotte County. Mid County does not have a multi-purpose recreation center. This facility will consolidate scattered Community Service Department administrative offices.

**OPERATING BUDGET IMPACT:**

**REPLACEMENT COUNTY PROPERTY NO.:**

	Calc. for FY20					FY20	FY21	FY22	FY23	FY24	FY25	FUTURE	Total
	Prior Actual	Est FY19	Orig. FY20	Est c/o to FY20	New \$ FY20								
<b>EXPENDITURE PLAN (000'S)</b>													
Design/Arch/Eng	705	135											840
Land (or ROW)					0.22								
Construction	2,787	5,096		1,388	(0.22)	1,388							9,270
Internal Costs													
Equipment				200		200							200
Interest													
Other Fees & Costs													
<b>Total Project Cost</b>	<b>3,492</b>	<b>5,231</b>		<b>1,588</b>		<b>1,588</b>							<b>10,310</b>
<b>FUNDING PLAN (000'S)</b>													
Sales Tax 2014	3,492	5,231		1,588		1,588							10,310
<b>Total Funding</b>	<b>3,492</b>	<b>5,231</b>		<b>1,588</b>		<b>1,588</b>							<b>10,310</b>
<b>LOAN REPAYMENT SCHEDULE (000'S)</b>													
<b>Total Loan Repayment</b>													
<b>OPERATING BUDGET IMPACT (000'S)</b>													
Personal Svc.							361	361	361	361	361		1,804
Non-personal							94	94	94	94	94		470
Capital													
<b>Total Operating</b>							<b>455</b>	<b>455</b>	<b>455</b>	<b>455</b>	<b>455</b>		<b>2,274</b>



**FY2020 Capital Improvements Budget / FY 2020 - FY 2025 Project Detail** **Project No. c721901**

<b>GENERAL PROJECT DATA:</b>		Status	New	<b>CONCURRENCY REQUIREMENTS</b> (Y/N)		<b>PROJECT NEED CRITERIA</b>		<b>PROJECT SCHEDULE</b>		FY20	FY21	FY22	FY23	FY24	FY25
Project Title:	North Charlotte Reg Park Aquatic Center			Does project add new capacity?	Yes	Safety		1	2	3	4	1	2	3	4
Functional Area:	Culture and Recreation			Is project required to maintain level of service:		Mandate									
Department:	Community Services			- Within 5 years? List project in CIE	N/A	Replace									
Location:	Mid County			- From 6 to 10 years? Monitor Annually	N/A	Growth		X							

**PROJECT DESCRIPTION:**  
 Build a 50m x 25y competitive aquatic center with diving facilities. Development of Aquatic Center at the North Charlotte Regional Park Recreation Center.

Original Tier 2 allocation was \$5.5 million. Additional funding approved at the Board meeting of 4/9/19 brought the project budget to \$7.5 million (Q3 budget adjustments).

**PROJECT RATIONALE (Include Additional LOS Detail, if necessary):**  
 North Charlotte Regional Park is located within Mid County with the highest density of population in Charlotte County. Mid County does not have a County operated swimming pool that will accommodate lessons, and recreational and competitive swimming, and diving for residents, visitors, teams, and meets.

**OPERATING BUDGET IMPACT:**  
 Annual operating budget will start in FY21 for \$460,212.

	Prior Actual	Est FY19	Calc. for FY20			FY20	FY21	FY22	FY23	FY24	FY25	FUTURE	Total
			Orig. FY20	Est c/o to FY20	New \$ FY20								
<b>EXPENDITURE PLAN (000'S)</b>													
Design/Arch/Eng		50		200	1	201							251
Land (or ROW)													
Construction				7,250	-1	7,249							7,249
Internal Costs													
Equipment													
Interest													
Other Fees & Costs													
<b>Total Project Cost</b>		50		7,450		7,450							7,500
<b>FUNDING PLAN (000'S)</b>													
Sales Tax 2014		50		7,450		7,450							7,500
<b>Total Funding</b>		50		7,450		7,450							7,500
<b>LOAN REPAYMENT SCHEDULE (000'S)</b>													
<b>Total Loan Repayment</b>													
<b>OPERATING BUDGET IMPACT (000'S)</b>													
Personal Svc.							298	298	298	298	298	298	1,490
Non-personal Capital							162	162	162	162	162	162	810
<b>Total Operating</b>							460	460	460	460	460	460	2,300





**FY2020 Capital Improvements Budget / FY 2020 - FY 2025 Project Detail** **Project No. c721903**

<b>GENERAL PROJECT DATA:</b>		Status	Existing	<b>CONCURRENCY REQUIREMENTS</b>	(Y/N)	<b>PROJECT NEED</b>	<b>PROJECT SCHEDULE</b>	FY20	FY21	FY22	FY23	FY24	FY25
Project Title:	Port Charlotte Beach Sailing Center			Does project add new capacity?	Yes	<b>CRITERIA</b>		1 2 3 4	1 2 3 4	1 2 3 4	1 2 3 4	1 2 3 4	1 2 3 4
Functional Area:	Culture and Recreation			Is project required to maintain level of service:		Safety							
Department:	Community Services			- Within 5 years? List project in CIE	N/A	Mandate							
Location:	Mid County			- From 6 to 10 years? Monitor Annually	N/A	Replace	X						
						Growth							


**PROJECT DESCRIPTION:**  
 This 2014 Tier II Sales Tax Extension project will provide a small boat maintenance garage and workshop area, covered pavilion, secure covered and uncovered boat storage, limited parking, and required utilities and infrastructure.

**PROJECT RATIONALE (Include Additional LOS Detail, if necessary):**  
 To provide a permanent facility to serve as a sailing center hub and continue to foster Charlotte Harbor as a sailing destination. This facility will be the home for a myriad of special events including the Charlotte Harbor Regatta. It will aid in ensuring that boater and sailors alike are properly trained. The facility will be utilized by existing, vibrant organizations such as Charlotte Harbor Sailing Center Inc. It will provide enhanced opportunities for all segments of the community including low income and citizens with disabilities.

Funded at \$918,000 via budget amendment in 2019.

**OPERATING BUDGET IMPACT:**

		Calc. for FY20					FY20	FY21	FY22	FY23	FY24	FY25	FUTURE	Total
Prior Actual	Est FY19	Orig. FY20	Est c/o to FY20	New \$ FY20										
<b>EXPENDITURE PLAN (000'S)</b>														
Design/Arch/Eng			150			150								150
Land (or ROW)														
Construction		699				699								699
Internal Costs														
Equipment														
Interest														
Other Fees & Costs			69			69								69
<b>Total Project Cost</b>			699	219		918								918
<b>FUNDING PLAN (000'S)</b>														
Sales Tax 2014			699	219		918								918
<b>Total Funding</b>			699	219		918								918
<b>LOAN REPAYMENT SCHEDULE (000'S)</b>														
<b>Total Loan Repayment</b>														
<b>OPERATING BUDGET IMPACT (000'S)</b>														
Personal Svc.														
Non-personal Capital			10			10	10	10	10	10	10	10	10	60
<b>Total Operating</b>			10			10	10	10	10	10	10	10	10	60



**FY2020 Capital Improvements Budget / FY 2020 - FY 2025 Project Detail** **Project No. c721801**

<b>GENERAL PROJECT DATA:</b>		Status	Existing	<b>CONCURRENCY REQUIREMENTS</b> (Y/N)	
Project Title:	William R. Gaines Jr. Veterans Memorial Park			Does project add new capacity?	Yes
Functional Area:	Culture and Recreation			Is project required to maintain level of service:	
Department:	Community Services			- Within 5 years? List project in CIE	N/A
Location:	Mid County			- From 6 to 10 years? Monitor Annually	N/A

PROJECT CRITERIA	PROJECT SCHEDULE	FY20		FY21		FY22		FY23		FY24		FY25			
		1	2	3	4	1	2	3	4	1	2	3	4	1	2
Safety	Design/Arch														
Mandate	Land/ROW	X													
Replace	Construct														
Growth	Equipment	X													

**PROJECT DESCRIPTION:**  
 Expansion of the park to include an extended fitness trail, observation tower and family pavilion. The park will be a public / private partnership. FY18 funding recognizes use of existing funding for the first phase of the project.

Future funding from the Gaines foundation will be recognized when received.

BCC directed use of 2009 Sales Tax funds on July 24, 2018 for funding gap on Phase 1; approved BA19-002 10/23/18.

**PROJECT RATIONALE (Include Additional LOS Detail, if necessary):**  
 William R. Gaines Jr. was a 1981 graduate of Charlotte High School and US Marine. He was killed in action while serving with the US component of the UN multinational peacekeeping force in Beirut, Lebanon. The goal of the park is to pay honor to Mr. Gaines by providing a place where neighbors and families can come together to experience the beauty of nature, and a testament to the sacrifices of all our veterans. The William R. Gaines Jr. Foundation is contributing an initial donation of \$500,000 cash and in-kind services, which will be recognized when it is received.

**OPERATING BUDGET IMPACT:**

	Prior Actual	Est FY19	Calc. for FY20		FY20	FY21	FY22	FY23	FY24	FY25	FUTURE	Total
			Orig. FY20	Est c/o to FY20								
<b>EXPENDITURE PLAN (000'S)</b>												
Design/Arch/Eng	22	88		15	15							124
Land (or ROW)												
Construction				1,926	1,926							1,926
Internal Costs												
Equipment												
Interest												
Other Fees & Costs												
<b>Total Project Cost</b>	<b>22</b>	<b>88</b>		<b>1,941</b>	<b>1,941</b>							<b>2,050</b>
<b>FUNDING PLAN (000'S)</b>												
Capital Projects Fund	22	88		391	391							500
Grants												
Sales Tax 2009				1,550	1,550							1,550
<b>Total Funding</b>	<b>22</b>	<b>88</b>		<b>1,941</b>	<b>1,941</b>							<b>2,050</b>
<b>LOAN REPAYMENT SCHEDULE (000'S)</b>												
<b>Total Loan Repayment</b>												
<b>OPERATING BUDGET IMPACT (000'S)</b>												
Personal Svc.												
Non-personal												
Capital												
<b>Total Operating</b>												



Charlotte County | Charlotte County GIS

**FY2020 Capital Improvements Budget / FY 2020 - FY 2025 Project Detail** **Project No. c721403**

<b>GENERAL PROJECT DATA:</b>		Status Existing	<b>CONCURRENCY REQUIREMENTS</b> (Y/N)
Project Title:	South County Regional Park	Does project add new capacity?	Yes
Functional Area:	Culture and Recreation	Is project required to maintain level of service:	
Department:	Community Services	- Within 5 years? List project in CIE	No
Location:	South County	- From 6 to 10 years? Monitor Annually	No

PROJECT CRITERIA	PROJECT SCHEDULE	FY20				FY21				FY22				FY23				FY24				FY25			
		1	2	3	4	1	2	3	4	1	2	3	4	1	2	3	4	1	2	3	4	1	2	3	4
Safety	X																								
Mandate	X																								
Replace	X																								
Growth	X																								

**PROJECT DESCRIPTION:**  
 Evaluate design and construct soccer concession. Construct a group picnic pavilion, sidewalks, and ADA required improvements to support recreation programming, special events, and youth athletic leagues, and other park user groups.

**PROJECT RATIONALE (Include Additional LOS Detail, if necessary):**  
 South County Regional Park is a 1998 and 2002 Sales Tax Project. The adopted park master plan includes a soccer concession stand, additional athletic courts, and picnic pavilions. An FCT grant was utilized to purchase a portion of the property and requires land management activities and a picnic shelter.

**OPERATING BUDGET IMPACT:**

So Co Regional Park additional parking spaces  
 \*34 basketball sports(200K); 140 baseball spots  
 New restroom - S. County playground  
 New restroom - Carmalita

**REPLACEMENT COUNTY PROPERTY NO.:**

	Calc. for FY20					FY20	FY21	FY22	FY23	FY24	FY25	FUTURE	Total
	Prior Actual	Est FY19	Orig. FY20	Est c/o to FY20	New \$ FY20								
<b>EXPENDITURE PLAN (000'S)</b>													
Design/Arch/Eng	24			3		3							27
Land (or ROW)													
Construction	713	499		802		802							2,014
Internal Costs													
Equipment													
Interest													
Other Fees & Costs													
<b>Total Project Cost</b>	<b>738</b>	<b>499</b>		<b>805</b>		<b>805</b>							<b>2,042</b>
<b>FUNDING PLAN (000'S)</b>													
Capital Projects Fund	426	499		700	105	805							1,730
Impact Fees	312			105	-105								312
<b>Total Funding</b>	<b>738</b>	<b>499</b>		<b>805</b>		<b>805</b>							<b>2,042</b>
<b>LOAN REPAYMENT SCHEDULE (000'S)</b>													
<b>Total Loan Repayment</b>													
<b>OPERATING BUDGET IMPACT (000'S)</b>													
Personal Svc.													
Non-personal													
Capital													
<b>Total Operating</b>													



**FY2020 Capital Improvements Budget / FY 2020 - FY 2025 Project Detail** **Project No. c721404**

<b>GENERAL PROJECT DATA:</b>		Status Existing	<b>CONCURRENCY REQUIREMENTS</b> (Y/N)		<b>PROJECT NEED CRITERIA</b>		<b>PROJECT SCHEDULE</b>		FY20	FY21	FY22	FY23	FY24	FY25
Project Title:	Boating Improvements-Ainger Creek		Does project add new capacity?	Yes	Safety	X	1	2	3	4	1	2	3	4
Functional Area:	Culture and Recreation		Is project required to maintain level of service:		Mandate									
Department:	Community Services		- Within 5 years? List project in CIE	No	Replace	X								
Location:	County Wide		- From 6 to 10 years? Monitor Annually	No	Growth	X								

**PROJECT DESCRIPTION:**  
 This project provides for boat ramp improvements, land acquisition for new parking and boating facilities, and development of new boat ramps funded by parking fees and parking passes. For 2020, the budget represents the Ainger Creek location.  
  
 Old C720303

**PROJECT RATIONALE (Include Additional LOS Detail, if necessary):**  
 The Marine Sighting Study and the County's Comprehensive Plan displays a significant shortage of boat ramps and parking throughout the County.

**OPERATING BUDGET IMPACT:**

**REPLACEMENT COUNTY PROPERTY NO.:**

	Prior Actual	Est FY19	Calc. for FY20		New \$ FY20	FY20	FY21	FY22	FY23	FY24	FY25	FUTURE	Total
			Orig. FY20	Est c/o to FY20									
<b>EXPENDITURE PLAN (000'S)</b>													
Design/Arch/Eng	105	14		18		18							137
Land (or ROW)													
Construction	670	82		586		586							1,338
Internal Costs													
Equipment													
Interest													
Other Fees & Costs													
<b>Total Project Cost</b>	<b>775</b>	<b>97</b>		<b>604</b>		<b>604</b>							<b>1,476</b>
<b>FUNDING PLAN (000'S)</b>													
Capital Projects Fund	262	97		604		604							962
Parking Fees	514												514
<b>Total Funding</b>	<b>775</b>	<b>97</b>		<b>604</b>		<b>604</b>							<b>1,476</b>
<b>LOAN REPAYMENT SCHEDULE (000'S)</b>													
<b>Total Loan Repayment</b>													
<b>OPERATING BUDGET IMPACT (000'S)</b>													
Personal Svc.													
Non-personal													
Capital													
<b>Total Operating</b>													

Ainger Creek Boat Ramp (In Design in 2018)  
 approach paving, ramp  
 single conc, dock,

**FY2020 Capital Improvements Budget / FY 2020 - FY 2025 Project Detail** **Project No. c721101**

<b>GENERAL PROJECT DATA:</b>		Status Existing	<b>CONCURRENCY REQUIREMENTS</b> (Y/N)	<b>PROJECT NEED CRITERIA</b>	<b>PROJECT SCHEDULE</b>	<b>FY20</b>	<b>FY21</b>	<b>FY22</b>	<b>FY23</b>	<b>FY24</b>	<b>FY25</b>
Project Title:	FCT Required Improvements		Does project add new capacity? No	Safety	1 2 3 4	1 2 3 4	1 2 3 4	1 2 3 4	1 2 3 4	1 2 3 4	1 2 3 4
Functional Area:	Culture and Recreation		Is project required to maintain level of service:	Mandate							
Department:	Community Services		- Within 5 years? List project in CIE No	Replace							
Location:	Countywide		- From 6 to 10 years? Monitor Annually No	Growth	X						

**PROJECT DESCRIPTION:**  
 Design, permit, and construct amenities and improvements identified in various FCT grant funded environmental land and park projects. Projects range in scope from interpretive signage and information kiosks to restrooms and boardwalks. Grant applications will be submitted for projects where feasible and public/private partnerships will be developed to offset initial capital investment and ongoing maintenance costs.

**PROJECT RATIONALE (Include Additional LOS Detail, if necessary):**  
 Charlotte County has purchased land through the State of Florida's Florida Communities Trust and Preservation 2000 grant programs. These grants include land management and development plans that must be completed in order to remain in compliance with the grant requirement.

**OPERATING BUDGET IMPACT:**

**REPLACEMENT COUNTY PROPERTY NO.:**

	Calc. for FY20					FY20	FY21	FY22	FY23	FY24	FY25	FUTURE	Total
	Prior Actual	Est FY19	Orig. FY20	Est c/o to FY20	New \$ FY20								
<b>EXPENDITURE PLAN (000'S)</b>													
Design/Arch/Eng	1												1
Land (or ROW)													
Construction	384	216		10		10							610
Internal Costs													
Equipment													
Interest													
Other Fees & Costs													
<b>Total Project Cost</b>	<b>385</b>	<b>216</b>		<b>10</b>		<b>10</b>							<b>611</b>
<b>FUNDING PLAN (000'S)</b>													
Capital Projects Fund	222	216		10		10							447
Impact Fees	163												163
<b>Total Funding</b>	<b>385</b>	<b>216</b>		<b>10</b>		<b>10</b>							<b>611</b>
<b>LOAN REPAYMENT SCHEDULE (000'S)</b>													
<b>Total Loan Repayment</b>													
<b>OPERATING BUDGET IMPACT (000'S)</b>													
Personal Svc.													
Non-personal													
Capital													
<b>Total Operating</b>													

Trail at South Charlotte Regional Park

**FY2020 Capital Improvements Budget / FY 2020 - FY 2025 Project Detail** **Project No. c721503**

<b>GENERAL PROJECT DATA:</b>		Status Existing	<b>CONCURRENCY REQUIREMENTS</b> (Y/N)	<b>PROJECT NEED CRITERIA</b>	<b>PROJECT SCHEDULE</b>	FY20	FY21	FY22	FY23	FY24	FY25
Project Title:	Multi-use Trails and on-road bicycle lanes		Does project add new capacity? Y			1 2 3 4	1 2 3 4	1 2 3 4	1 2 3 4	1 2 3 4	1 2 3 4
Functional Area:	Culture and Recreation		Is project required to maintain level of service: Y	Safety	Design/Arch						
Department:	Community Services		- Within 5 years? List project in CIE Y	Mandate	Land/ROW						
Location:	Countywide		- From 6 to 10 years? Monitor Annually Yes/No	Replace	Construct						
				Growth	Equipment						

**PROJECT DESCRIPTION:**  
 Charlotte County's parks have many trails that do not connect to major roads. The addition of connecting trails from existing parks to bike lanes and other trails provides unhindered access to the parks.  
 Construct multi-use trails for walkways and bikeways that complete phased projects, close gaps, or provide linkages in the existing trail, sidewalk and bikeway network.  
  
 \$3.8 million from the 2014 Sales Tax Referendum was allocated to this project. Estimated completion is January, 2021.

**PROJECT RATIONALE (Include Additional LOS Detail, if necessary):**  
 Construct 10 miles of multi-trails and/or bikeways -collector and arterial streets serving schools, commercial areas, and parks as a funding priority over other sidewalks/bikeways.  
  
 Community Services will coordinate development of a trails master plan the Metropolitan Planning Organization to ensure continuity of planned links.

**OPERATING BUDGET IMPACT:**

**REPLACEMENT COUNTY PROPERTY NO.:**

	Calc. for FY20					FY20	FY21	FY22	FY23	FY24	FY25	FUTURE	Total
	Prior Actual	Est FY19	Orig. FY20	Est c/o to FY20	New \$ FY20								
<b>EXPENDITURE PLAN (000'S)</b>													
Design/Arch/Eng	124	3		172		172							300
Land (or ROW)				500		500							500
Construction		287		2,713		2,713							3,000
Internal Costs													
Equipment													
Interest													
Other Fees & Costs													
<b>Total Project Cost</b>	<b>124</b>	<b>290</b>		<b>3,386</b>		<b>3,386</b>							<b>3,800</b>
<b>FUNDING PLAN (000'S)</b>													
Sales Tax 2014	124	290		3,386		3,386							3,800
<b>Total Funding</b>	<b>124</b>	<b>290</b>		<b>3,386</b>		<b>3,386</b>							<b>3,800</b>
<b>LOAN REPAYMENT SCHEDULE (000'S)</b>													
<b>Total Loan Repayment</b>													
<b>OPERATING BUDGET IMPACT (000'S)</b>													
Personal Svc.													
Non-personal							2	2	2	2	2		10
Capital													
<b>Total Operating</b>							<b>2</b>	<b>2</b>	<b>2</b>	<b>2</b>	<b>2</b>		<b>10</b>

**FY2020 Capital Improvements Budget / FY 2020 - FY 2025 Project Detail** **Project No. c721504**

<b>GENERAL PROJECT DATA:</b>		Status Existing	<b>CONCURRENCY REQUIREMENTS</b>	(Y/N)	<b>PROJECT NEED CRITERIA</b>	<b>PROJECT SCHEDULE</b>	FY20	FY21	FY22	FY23	FY24	FY25		
Project Title:	Ann and Chuck Dever Memorial Regional Park Recreation Center	Does project add new capacity?	Y		Safety	Design/Arch	1	2	3	4	1	2	3	4
Functional Area:	Culture and Recreation	Is project required to maintain level of service:			Mandate	Land/ROW								
Department:	Community Services	- Within 5 years? List project in CIE	N		Replace	Construct								
Location:	6791 San Casa Drive, Englewood	- From 6 to 10 years? Monitor Annually	N		Growth	Equipment								

**PROJECT DESCRIPTION:**  
 Development of a Recreation Center with Gymnasium and fitness center at the Ann Dever Memorial Regional Park. Build 23,000 sq ft Recreation Center with multi-purpose gymnasium, fitness center, and multi-purpose rooms.

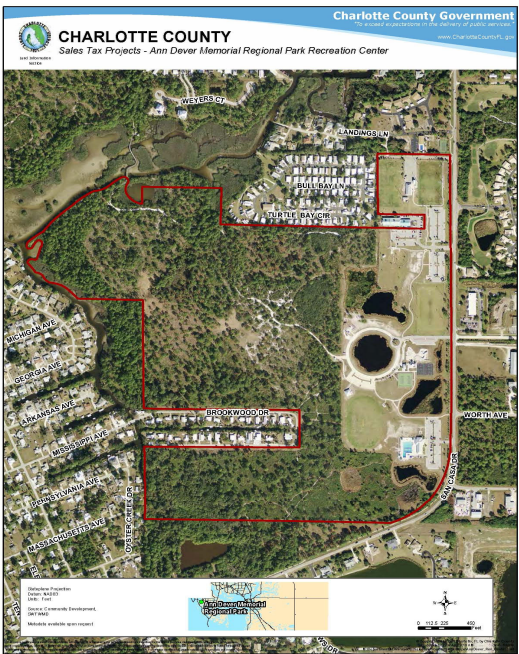
\$9,036 million from the 2014 Sales Tax Referendum was allocated to this project; estimated completion is March, 2019.  
 Funding of \$1,980,000 was transferred from this project to augment the North Charlotte Regional Park sales tax project 4/24/18.

**PROJECT RATIONALE (Include Additional LOS Detail, if necessary):**  
 West County residents are currently served by only the Tringali Recreation Center. The Tringali location is at full build out and no additional space can be added onto the park's footprint. The addition of a new recreation center at Ann Dever Memorial Regional Park will afford residents and visitors in this rapidly growing area of the county an additional location for fitness and active lifestyle recreation opportunities.

**OPERATING BUDGET IMPACT:**  
 \$278,307 beginning FY18

**REPLACEMENT COUNTY PROPERTY NO.:**

	Calc. for FY20					FY20	FY21	FY22	FY23	FY24	FY25	FUTURE	Total
	Prior Actual	Est FY19	Orig. FY20	Est c/o to FY20	New \$ FY20								
<b>EXPENDITURE PLAN (000'S)</b>													
Design/Arch/Eng	628	103											731
Land (or ROW)													
Construction	1,932	4,018		175		175							6,125
Internal Costs													
Equipment		30		170		170							200
Interest													
Other Fees & Costs													
<b>Total Project Cost</b>	<b>2,559</b>	<b>4,151</b>		<b>345</b>		<b>345</b>							<b>7,056</b>
<b>FUNDING PLAN (000'S)</b>													
Sales Tax 2014	2,559	4,151		345		345							7,056
<b>Total Funding</b>	<b>2,559</b>	<b>4,151</b>		<b>345</b>		<b>345</b>							<b>7,056</b>
<b>LOAN REPAYMENT SCHEDULE (000'S)</b>													
<b>Total Loan Repayment</b>													
<b>OPERATING BUDGET IMPACT (000'S)</b>													
Personal Svc.							94	94	94	94	94		472
Non-personal							184	184	184	184	184		920
Capital													
<b>Total Operating</b>							<b>278</b>	<b>278</b>	<b>278</b>	<b>278</b>	<b>278</b>		<b>1,392</b>



**FY2020 Capital Improvements Budget / FY 2020 - FY 2025 Project Detail** Project No. **c721505**

<b>GENERAL PROJECT DATA:</b>		Status Existing	<b>CONCURRENCY REQUIREMENTS</b> (Y/N)
Project Title:	Recreation Center Additions/Improvements	Does project add new capacity?	Y
Functional Area:	Culture and Recreation	Is project required to maintain level of service:	
Department:	Community Services	- Within 5 years? List project in CIE	N
Location:	Multi-locations	- From 6 to 10 years? Monitor Annually	N

PROJECT SCHEDULE	FY20			FY21			FY22			FY23			FY24			FY25		
	1	2	3	1	2	3	1	2	3	1	2	3	1	2	3	1	2	3
Design/Arch																		
Land/ROW																		
Construct																		
Equipment																		

**PROJECT DESCRIPTION:**  
 Provide additional space for programs and activities for the citizens and visitors of Charlotte County.  
 1. Harold Avenue - build an additional gymnasium and arts and crafts classroom  
 2. South County Regional Park - build additional multi-purpose/meeting room and fitness area  
 3. Tringali Recreation Center - renovate working kitchen in meeting hall, as well as add additional multi-purpose room and storage  
 Additional \$580,000 was allocated in 2018 from the Digital Radio project.  
 \$3,543 million from the 2014 Sales Tax Referendum was allocated to this project; anticipated completion is December, 2018.

**PROJECT RATIONALE (Include Additional LOS Detail, if necessary):**  
 Many recreation programs are at capacity; current facilities do not allow for expansion.

**OPERATING BUDGET IMPACT:**  
 \$177,228 beginning FY18

**REPLACEMENT COUNTY PROPERTY NO.:**

	Calc. for FY20					FY20	FY21	FY22	FY23	FY24	FY25	FUTURE	Total
	Prior Actual	Est FY19	Orig. FY20	Est c/o to FY20	New \$ FY20								
<b>EXPENDITURE PLAN (000'S)</b>													
Design/Arch/Eng	322												322
Land (or ROW)													
Construction	1,643	1,838		150		150							3,631
Internal Costs													
Equipment		36		134		134							170
Interest													
Other Fees & Costs													
<b>Total Project Cost</b>	<b>1,965</b>	<b>1,874</b>		<b>284</b>		<b>284</b>							<b>4,123</b>
<b>FUNDING PLAN (000'S)</b>													
Sales Tax 2014	1,965	1,874		284		284							4,123
<b>Total Funding</b>	<b>1,965</b>	<b>1,874</b>		<b>284</b>		<b>284</b>							<b>4,123</b>
<b>LOAN REPAYMENT SCHEDULE (000'S)</b>													
<b>Total Loan Repayment</b>													
<b>OPERATING BUDGET IMPACT (000'S)</b>													
Personal Svc.						36	84	120	120	120			480
Non-personal						11	46	57	57	57			228
Capital													
<b>Total Operating</b>						<b>47</b>	<b>130</b>	<b>177</b>	<b>177</b>	<b>177</b>			<b>708</b>





**FY2020 Capital Improvements Budget / FY 2020 - FY 2025 Project Detail** Project No. **c721902**

<b>GENERAL PROJECT DATA:</b>		Status Existing	<b>CONCURRENCY REQUIREMENTS</b> (Y/N)
Project Title:	Placida West Boat Ramp - 12560 Placida Road	Does project add new capacity?	Yes
Functional Area:	Culture and Recreation	Is project required to maintain level of service:	
Department:	Community Services	- Within 5 years? List project in CIE	N/A
Location:	West County	- From 6 to 10 years? Monitor Annually	N/A

PROJECT SCHEDULE	FY20				FY21				FY22				FY23				FY24				FY25			
	1	2	3	4	1	2	3	4	1	2	3	4	1	2	3	4	1	2	3	4	1	2	3	4
Design/Arch																								
Land/ROW																								
Construct																								
Equipment																								

**PROJECT DESCRIPTION:**  
 Design and construction of Phase I of Placida West Boat Ramp Expansion including primary facilities such as entrance drive, car and trailer parking areas, restroom, boat launch ramp with tender docks, boat wash-down and tie-up area, kayak launch area, parking payment kiosks, and associated sitework, infrastructure and mitigation requirements.  
 Undeveloped, 14-acre site is west of existing Placida Boat Ramp was acquired in 2010 (c720303) at a cost of \$3,042,445. This is a 2014 Sales Tax Extension project replacing former Sales Tax Extension, Tier II project, Cattle Dock Boat Ramp. Funding of \$7.0 million approved via budget adjustment in 2019.

**PROJECT RATIONALE (Include Additional LOS Detail, if necessary):**  
 Complete the 2014 Sales Tax Tier II project providing additional capacity to the west county boating community. This site is a highly utilized location, already in use as an overflow lot, with easy access to the harbor and gulf.

**OPERATING BUDGET IMPACT:**

	Prior Actual	Est FY19	Calc. for FY20			FY20	FY21	FY22	FY23	FY24	FY25	FUTURE	Total
			Orig. FY20	Est c/o to FY20	New \$ FY20								
<b>EXPENDITURE PLAN (000'S)</b>													
Design/Arch/Eng				900		900							900
Land (or ROW)													
Construction			5,700	100		5,800							5,800
Internal Costs										100			100
Equipment													
Interest													
Other Fees & Costs			100		100	200							200
<b>Total Project Cost</b>			5,800	1,000	100	6,900	100						7,000
<b>FUNDING PLAN (000'S)</b>													
Sales Tax 2014			5,800	1,000	100	6,900	100						7,000
<b>Total Funding</b>			5,800	1,000	100	6,900	100						7,000
<b>LOAN REPAYMENT SCHEDULE (000'S)</b>													
<b>Total Loan Repayment</b>													
<b>OPERATING BUDGET IMPACT (000'S)</b>													
Personal Svc.			60			60	60	60	60	60	60	60	360
Non-personal Capital			25			25	25	25	25	25	25	25	150
			45			45	45	45	45	45	45	45	270
<b>Total Operating</b>			130			130	130	130	130	130	130	130	780



**FY2020 Capital Improvements Budget / FY 2020 - FY 2025 Project Detail** **Project No. c729903**

<b>GENERAL PROJECT DATA:</b>		Status Existing	<b>CONCURRENCY REQUIREMENTS</b> (Y/N)		<b>PROJECT NEED CRITERIA</b>		<b>PROJECT SCHEDULE</b>		FY20	FY21	FY22	FY23	FY24	FY25	
Project Title:	Parking and Stormwater Improvements		Does project add new capacity?	No	Safety	X	Design/Arch	1	2	3	4	1	2	3	4
Functional Area:	Culture and Recreation		Is project required to maintain level of service:		Mandate		Land/ROW								
Department:	Community Services		- Within 5 years? List project in CIE	No	Replace	X	Construct								
Location:	Countywide		- From 6 to 10 years? Monitor Annually	No	Growth	X	Equipment								

**PROJECT DESCRIPTION:**  
 The parking lots need to be defined, asphalted where appropriate, sealcoated and striped, and made accessible according to ADA guidelines. Stormwater systems need to be constructed in poorly drained areas. For 2020, this project represents Port Charlotte Beach.  
 WCIND is cost sharing in a separate access drive and lighting for the boat launch in a different project (s391910), at \$140,000.

**PROJECT RATIONALE (Include Additional LOS Detail, if necessary):**  
**Parking:**  
 The parking lots at twenty-one parks need to be defined, paved and marked with bumpers. The parking lot areas need to all be made accessible according to ADA guidelines.  
**Drainage:**  
 Historical drainage problems need to be addressed. Locations without stormwater drainage permits must be designed and constructed to address drainage problems.

**OPERATING BUDGET IMPACT:**  
 The parking lot improvements that are proposed are located in existing parks. The ongoing maintenance cost will be reduced with the upcoming paving program.

**REPLACEMENT COUNTY PROPERTY NO.:**

	Calc. for FY20					FY20	FY21	FY22	FY23	FY24	FY25	FUTURE	Total
	Prior Actual	Est FY19	Orig. FY20	Est c/o to FY20	New \$ FY20								
<b>EXPENDITURE PLAN (000'S)</b>													
Design/Arch/Eng	195	18		6	-6								213
Land (or ROW)													
Construction	2,202	1,147		127		127							3,476
Internal Costs													
Equipment													
Interest													
Other Fees & Costs													
<b>Total Project Cost</b>	<b>2,396</b>	<b>1,166</b>		<b>134</b>	<b>-6</b>	<b>127</b>							<b>3,689</b>
<b>FUNDING PLAN (000'S)</b>													
Capital Projects Fund	2,396	1,166		134	-6	127							3,689
<b>Total Funding</b>	<b>2,396</b>	<b>1,166</b>		<b>134</b>	<b>-6</b>	<b>127</b>							<b>3,689</b>
<b>LOAN REPAYMENT SCHEDULE (000'S)</b>													
<b>Total Loan Repayment</b>													
<b>OPERATING BUDGET IMPACT (000'S)</b>													
Personal Svc.													
Non-personal													
Capital													
<b>Total Operating</b>													

Port Charlotte Beach parking and pedestrian -  
 \* Rerouting of vehicular traffic to park entrance,  
 \* eliminating traffic in front of pool & recreation center



This page intentionally left blank

**FY2020 Capital Improvements Budget / FY 2020 - FY 2025 Project Detail**

**Project No.**

<b>GENERAL PROJECT DATA:</b>		<b>CONCURRENCY REQUIREMENTS:</b>		<b>PROJECT NEED CRITERIA</b>		<b>PROJECT SCHEDULE</b>									
Project Title: Section J Information Technology		Does project add capacity (Y/N)?		Safety		Desgn/Arch		FY20	FY21	FY22	FY23	FY24	FY25		
Functional Area: General Government		Is it required to maintain Level of Service:		Mandate		Land/ROW		1	2	3	4	1	2	3	4
Department: Information Technology		W/in 5 years? List in CIE (Y/N):		Replace		Construct									
Location:		6 to 10 years? Monitor (Y/N):		Growth		Equipment									

**PROJECT DESCRIPTION:**

**OPERATING BUDGET IMPACT:**

**PROJECT RATIONALE (Include Additional LOS Detail, if necessary):**

	Prior Actual	Est FY19	Calc. for FY20			FY20	FY21	FY22	FY23	FY24	FY25	FUTURE	Total
			Orig. FY20	Est c/o to FY20	New \$ FY20								
<b>EXPENDITURE PLAN (000'S)</b>													
Software				316		316							316
Contractual services	271	413											684
<b>Total Project Cost</b>	<b>271</b>	<b>413</b>		<b>316</b>		<b>316</b>							<b>1,000</b>
<b>FUNDING PLAN (000'S)</b>													
Ad Valorem													
Other				316		316							316
Gas Tax	134	158											292
Capital Projects Fund	53	120											173
O & M Fund	83	135											219
<b>Total Funding</b>	<b>271</b>	<b>413</b>		<b>316</b>		<b>316</b>							<b>1,000</b>
<b>LOAN REPAYMENT SCHEDULE (000'S)</b>													
<b>Total Loan Repayment</b>													
<b>OPERATING BUDGET IMPACT (000'S)</b>													
Personal Svc.													
Non-personal													
Capital													
<b>Total Operating</b>													

**FY2020 Capital Improvements Budget / FY 2020 - FY 2025 Project Detail**

**Project No. c141601**

<b>GENERAL PROJECT DATA:</b>		Status Existing	<b>CONCURRENCY REQUIREMENTS</b> (Y/N)		<b>PROJECT NEED</b>	<b>PROJECT</b>	<b>FY20</b>	<b>FY21</b>	<b>FY22</b>	<b>FY23</b>	<b>FY24</b>	<b>FY25</b>
Project Title:	Enterprise Asset Management /Work Order System Upgrade		Does project add new capacity?	No	<b>CRITERIA</b>	<b>SCHEDULE</b>	1 2 3 4	1 2 3 4	1 2 3 4	1 2 3 4	1 2 3 4	1 2 3 4
Functional Area:	Information Technology		Is project required to maintain level of service:	N/A	Safety	Design/Arch						
Department:	Budget & Administrative Services / IT		- Within 5 years? List project in CIE		Mandate	Land/ROW						
Location:	County-wide		- From 6 to 10 years? Monitor Annually		Replace	Construct						
					Growth	Equipment						

**PROJECT DESCRIPTION:**  
 The Enterprise Asset Management/Work Order system Upgrade project is to replace/upgrade the existing EAMs/Work order system which has been in place with no significant upgrade since 2008. This project was sent out to RFP and the selected vendor commenced work in FY16. This system will provide added functionality and support mobile users utilizing the latest in GIS and mobile technology. The system will be bid in such a way as to allow for expansion into other departments if desired. Public Works is the first phase of the project.

**PROJECT RATIONALE (Include Additional LOS Detail, if necessary):**

**OPERATING BUDGET IMPACT:**

	Prior Actual	Est FY19	Calc. for FY20			FY20	FY21	FY22	FY23	FY24	FY25	FUTURE	Total
			(1) Orig. FY20	(2) Est c/o to FY20	(3) New \$ FY20								
<b>EXPENDITURE PLAN (000'S)</b>													
Server Equipment													
Storage Equipment													
Network Equipment													
Training													
Software				316		316							316
Computer equipment													
Contractual services	271	413											684
<b>Total Project Cost</b>	<b>271</b>	<b>413</b>		<b>316</b>		<b>316</b>							<b>1,000</b>
<b>FUNDING PLAN (000'S)</b>													
Ad Valorem													
Other				316		316							316
Gas Tax	134	158											292
Capital Projects Fund	53	120											173
O & M Fund	83	135											219
<b>Total Funding</b>	<b>271</b>	<b>413</b>		<b>316</b>		<b>316</b>							<b>1,000</b>
<b>LOAN REPAYMENT SCHEDULE (000'S)</b>													
<b>Total Loan Repayment</b>													
<b>OPERATING BUDGET IMPACT (000'S)</b>													
Personal Svc.													
Non-personal													
Capital													
<b>Total Operating</b>													



This page intentionally left blank

FY2020 Capital Improvements Budget / FY 2020 - FY 2025 Project Detail														Project No.																										
GENERAL PROJECT DATA:				COMPREHENSIVE PLAN INFORMATION:					PROJECT NEED CRITERIA		PROJECT SCHEDULE		FY20		FY21		FY22		FY23		FY24		FY25																	
Project Title: Section L EMS Summary				Project listed in CIE?					Safety		Design/Arch		1	2	3	4	1	2	3	4	1	2	3	4	1	2	3	4	1	2	3	4								
Functional Area:				Comp. Plan reference:					Mandate		Land/ROW																													
Department:				LOS/Concurrency Related:					Replace		Construct																													
Location:									Growth		Equipment																													
PROJECT DESCRIPTION:														PROJECT RATIONALE (Include Additional LOS Detail, if necessary):																										
OPERATING BUDGET IMPACT:														REPLACEMENT COUNTY PROPERTY NO.:																										
														(1) (2) (3) Calc. for FY20																										
	Prior Actual	Est FY19	Orig. FY20	Est c/o to FY20	New \$ FY20	FY20	FY21	FY22	FY23	FY24	FY25	FUTURE	Total																											
EXPENDITURE PLAN (000'S)																																								
Design/Arch/Eng																																								
Land (or ROW)																																								
Construction																																								
Other																																								
Equipment		322																																						
Interest																																								
Total Project Cost		322												322																										
FUNDING PLAN (000'S)																																								
Capital Projects Fund		300																																						
Impact Fees		22																																						
Total Funding		322												322																										
LOAN REPAYMENT SCHEDULE (000'S)																																								
Total Loan Repayment																																								
OPERATING BUDGET IMPACT (000'S)																																								
Personal Svc.									127	127	127	127																												508
Non-personal									16	16	16	16																												64
Capital																																								
Total Operating									143	143	143	143																												572

**FY2020 Capital Improvements Budget / FY 2020 - FY 2025 Project Detail**

**Project No. c261901**

<b>GENERAL PROJECT DATA:</b>		Status	Existing	<b>CONCURRENCY REQUIREMENTS</b>	(Y/N)	<b>PROJECT NEED</b>	<b>PROJECT</b>	<b>FY20</b>	<b>FY21</b>	<b>FY22</b>	<b>FY23</b>	<b>FY24</b>	<b>FY25</b>
Project Title:	Ambulance Rescue Unit (Addl)			Does project add new capacity?	Yes/No	<b>CRITERIA</b>	<b>SCHEDULE</b>	1 2 3 4	1 2 3 4	1 2 3 4	1 2 3 4	1 2 3 4	1 2 3 4
Functional Area:	Public Safety	Is project required to maintain level of service:					Design/Arch						
Department:	EMS	- Within 5 years? List project in CIE				Yes/No	Mandate	Land/ROW					
Location:	Port Charlotte	- From 6 to 10 years? Monitor Annually				Yes/No	Replace	Construct					
							Growth	Equipment					

**PROJECT DESCRIPTION:**

Additional Rescue with one (1) LifePak defibrillator and equipment to service the entire County during peak times of the week. This Rescue will be utilized during the daytime hours (Tues-Friday) 10 hours a day to address the peak time call volume the County.

**PROJECT RATIONALE (Include Additional LOS Detail, if necessary):**

The County continues to see increases in demands for service between 6-10% depending on the time of year. This Rescue will serve the whole County and provide emergency response to calls during our peak time hours. This unit will be part of a new trend where EMS staffing is covering the busiest times of day.

**OPERATING BUDGET IMPACT:**

**REPLACEMENT COUNTY PROPERTY NO.:**

	Prior Actual	Est FY19	Calc. for FY20			FY20	FY21	FY22	FY23	FY24	FY25	FUTURE	Total
			Orig. FY20	Est c/o to FY20	New \$ FY20								
<b>EXPENDITURE PLAN (000'S)</b>													
Design/Arch/Eng													
Land (or ROW)													
Construction													
Internal Costs													
Equipment		322											322
Interest													
Other Fees & Costs													
<b>Total Project Cost</b>		<b>322</b>											<b>322</b>
<b>FUNDING PLAN (000'S)</b>													
Capital Projects Fund		300											300
Impact Fees		22											22
<b>Total Funding</b>		<b>322</b>											<b>322</b>
<b>LOAN REPAYMENT SCHEDULE (000'S)</b>													
<b>Total Loan Repayment</b>													
<b>OPERATING BUDGET IMPACT (000'S)</b>													
Personal Svc.								127	127	127	127		508
Non-personal Capital								16	16	16	16		64
<b>Total Operating</b>								<b>143</b>	<b>143</b>	<b>143</b>	<b>143</b>		<b>572</b>







This page intentionally left blank



**FY2020 Capital Improvements Budget / FY 2020 - FY 2025 Project Detail**

**Project No. c221402**

<b>GENERAL PROJECT DATA:</b>		Status Existing	<b>CONCURRENCY REQUIREMENTS:</b>		<b>PROJECT NEED CRITERIA</b>	<b>PROJECT SCHEDULE</b>	<b>FY20</b>	<b>FY21</b>	<b>FY22</b>	<b>FY23</b>	<b>FY24</b>	<b>FY25</b>
Project Title:	Babcock Fire Station Ph 1 (Sta 9 Relocation)		Does project add capacity (Y/N)?:	N	Safety	X	1 2 3 4	1 2 3 4	1 2 3 4	1 2 3 4	1 2 3 4	1 2 3 4
Functional Area:	Public Safety		Is it required to maintain Level of Service:		Mandate							
Department:	Fire / EMS		- W/in 5 years? List in CIE (Y/N):	N	Replace							
Location:	South County		- 6 to 10 years? Monitor (Y/N):	N	Growth	X						

**PROJECT DESCRIPTION:**  
 The developer agreement with Kitson, developers of the Babcock Ranch, includes that the developer construct a shell for a fire station within the development. The cost to finish the Fire Station is the responsibility of the County. The station will replace Station 9, located on State Road 31.

**PROJECT RATIONALE (Include Additional LOS Detail, if necessary):**

**OPERATING BUDGET IMPACT:**

		(1)	(2)	(3)										
		<b>Calc. for FY20</b>												

	<b>Prior Actual</b>	<b>Est FY19</b>	<b>Orig. FY20</b>	<b>Est c/o to FY20</b>	<b>New \$ FY20</b>	<b>FY20</b>	<b>FY21</b>	<b>FY22</b>	<b>FY23</b>	<b>FY24</b>	<b>FY25</b>	<b>FUTURE</b>	<b>Total</b>
--	---------------------	-----------------	-------------------	------------------------	--------------------	-------------	-------------	-------------	-------------	-------------	-------------	---------------	--------------

**EXPENDITURE PLAN (000'S)**

Design/Arch/Eng													
Land (or ROW)													
Construction										2,000			2,000
Software													
Equipment													
Other													

**Total Project Cost** 2,000 2,000

**FUNDING PLAN (000'S)**

Fire Assessments										2,000			2,000

**Total Funding** 2,000 2,000

**LOAN REPAYMENT SCHEDULE (000'S)**


**Total Loan Repayment**

**OPERATING BUDGET IMPACT (000'S)**

Personal Svc.													
Non-personal													
Capital													
<b>Total Operating</b>													

**REPLACEMENT COUNTY PROPERTY NO.:**



**FY2020 Capital Improvements Budget / FY 2020 - FY 2025 Project Detail**

**Project No. c221605**

<b>GENERAL PROJECT DATA:</b>		Status Existing	<b>CONCURRENCY REQUIREMENTS:</b>		<b>PROJECT NEED CRITERIA</b>		<b>PROJECT SCHEDULE</b>		FY20		FY21		FY22		FY23		FY24		FY25				
Project Title:	Fire Station 10 Replacement		Does project add capacity (Y/N)?:	N	Safety	X	Desgn/Arch	1	2	3	4	1	2	3	4	1	2	3	4	1	2	3	4
Functional Area:	Fire/EMS		Is it required to maintain Level of Service:		Mandate	X	Land/ROW																
Department:	Facilities Construction and Maintenance		- W/in 5 years? List in CIE (Y/N):	N	Replace	X	Construct																
Location:	West		- 6 to 10 years? Monitor (Y/N):	N	Growth		Equipment																

**PROJECT DESCRIPTION:**  
Demolish existing fire station and rebuild a new fire station on the existing property to meet all local and state codes as well as Fire/EMS standards.

**PROJECT RATIONALE (Include Additional LOS Detail, if necessary):**

Existing station has serious structural and code deficiencies beyond repair.

Prototype station of 6152 SF.

**OPERATING BUDGET IMPACT:** none

		(1)	(2)	(3)										
		<b>Calc. for FY20</b>												

	Prior Actual	Est FY19	Orig. FY20	Est c/o to FY20	New \$ FY20	FY20	FY21	FY22	FY23	FY24	FY25	FUTURE	Total
--	--------------	----------	------------	-----------------	-------------	------	------	------	------	------	------	--------	-------

**EXPENDITURE PLAN (000'S)**

Design/Arch/Eng		128		322		322							450
Land (or ROW)													
Construction				3,150		3,150							3,150
Other													
Equipment													
Software													
<b>Total Project Cost</b>		128		3,472		3,472							3,600

**FUNDING PLAN (000'S)**

Capital Projects Fund				3,472	-104	3,368							3,368
Impact Fees		128			104	104							232
<b>Total Funding</b>		128		3,472		3,472							3,600

**LOAN REPAYMENT SCHEDULE (000'S)**

<b>Total Loan Repayment</b>													

**OPERATING BUDGET IMPACT (000'S)**

Personal Svc.													
Non-personal Capital													
<b>Total Operating</b>													

**REPLACEMENT COUNTY PROPERTY NO.:**



**FY2020 Capital Improvements Budget / FY 2020 - FY 2025 Project Detail**

**Project No. c220801**

**GENERAL PROJECT DATA:**  
 Project Title: Public Safety Radio System Upgrade  
 Status Existing  
 Functional Area: Charlotte County  
 Department: Public Safety - Radio Communications Division  
 Location: County-wide

**CONCURRENCY REQUIREMENTS:**  
 Does project add capacity (Y/N)? Yes  
 Is it required to maintain Level of Service:  
 - W/in 5 years? List in CIE (Y/N): No  
 - 6 to 10 years? Monitor (Y/N): No

PROJECT NEED CRITERIA	PROJECT SCHEDULE	FY20		FY21		FY22		FY23		FY24		FY25			
		1	2	3	4	1	2	3	4	1	2	3	4	1	2
Safety	X														
Mandate															
Replace	X														
Growth	X														
	Desgn/Arch														
	Land/ROW														
	Construct														
	Equipment														

**PROJECT DESCRIPTION:**  
 Project consists of upgrading the current analog Public Safety Radio Comm system and adding a 6th tower site in the south county area near the Zemel Road landfill.

**PROJECT RATIONALE (Include Additional LOS Detail, if necessary):**

**OPERATING BUDGET IMPACT:**  
 The additional 6th tower would result in additional annual operating costs of approximately \$11,000 to be budgeted in the Radio Communications Fund.

**REPLACEMENT COUNTY PROPERTY NO.:**


	Prior Actual	Est FY19	Calc. for FY20			FY20	FY21	FY22	FY23	FY24	FY25	FUTURE	Total
			(1) Orig. FY20	(2) Est c/o to FY20	(3) New \$ FY20								

EXPENDITURE PLAN (000'S)													
Design/Arch/Eng	12			3		3							15
Land (or ROW)													
Construction	348			12		12							360
Other													
Equipment	1,875			225		225							2,101
<b>Total Project Cost</b>	<b>2,236</b>			<b>240</b>		<b>240</b>							<b>2,476</b>

FUNDING PLAN (000'S)													
Capital Projects Fund	1,460			240		240							1,700
Radio Comm Fund	776												776
<b>Total Funding</b>	<b>2,236</b>			<b>240</b>		<b>240</b>							<b>2,476</b>

LOAN REPAYMENT SCHEDULE (000'S)													
<b>Total Loan Repayment</b>													

OPERATING BUDGET IMPACT (000'S)													
Personal Svc.													
Non-personal Capital							11	11	11	11	11		55
<b>Total Operating</b>							<b>11</b>	<b>11</b>	<b>11</b>	<b>11</b>	<b>11</b>		<b>55</b>



**FY2020 Capital Improvements Budget / FY 2020 - FY 2025 Project Detail**

**Project No. c221403**

**GENERAL PROJECT DATA:**

Project Title: Digital Radio System  
 Status Existing  
 Functional Area: Public Safety  
 Department: Public Safety - Radio Communications Division  
 Location: County Wide

**CONCURRENCY REQUIREMENTS:**

Does project add capacity (Y/N)? Yes  
 Is it required to maintain Level of Service:  
 - W/in 5 years? List in CIE (Y/N): N  
 - 6 to 10 years? Monitor (Y/N): N

**PROJECT NEED CRITERIA**

Safety X  
 Mandate  
 Replace X  
 Growth X

**PROJECT SCHEDULE**

Design/Arch  
 Land/ROW  
 Construct  
 Equipment

FY20				FY21				FY22				FY23				FY24				FY25			
1	2	3	4	1	2	3	4	1	2	3	4	1	2	3	4	1	2	3	4	1	2	3	4

**PROJECT DESCRIPTION:**

Replacement of existing analog radio system with a digital (Project 25) system. The project consists of a turn-key package for the procurement and installation of the new digital system. Funding includes hardware such as controllers and repeaters and software; as well as, the replacement of existing analog hand-held radios with digital radios. \$10 million from the 2014 Sales Tax Referendum was allocated to this project; anticipation completion is October, 2019. The Board directed \$300,000 be transferred to the South County Community Library & Archive project, on June 13, 2017. Administration authorized \$140,000 be transferred to Oyster Creek Splash Pad 10/31/17, BCC authorized \$580,000 be used for the Rec Center Project (c721505) January 23, 2018. Anticipated completion date: October, 2019.

**PROJECT RATIONALE (Include Additional LOS Detail, if necessary):**

The P25 technology is the recognized standard for Public Safety communications and interoperability (compatibility between agencies). The existing analog system will be obsolete with end-of-life support in 2017; meaning manufacturers will no longer make replacement parts or support existing hardware of software. This project impacts various user agencies within the County including the School Board, Sheriff, Airport Authority, Fire & EMS, Health Department, Property Appraiser, the City of Punta Gorda and various County departments. In addition, the project will impact surrounding counties including Lee, Sarasota and DeSoto by enhancing communications interoperability.

**OPERATING BUDGET IMPACT:**

The cost for annual maintenance is expected to increase from \$150,000 to potentially as high as \$450,000.

	Prior Actual	Est FY19	Calc. for FY20			FY20	FY21	FY22	FY23	FY24	FY25	FUTURE	Total
			(1) Orig. FY20	(2) Est c/o to FY20	(3) New \$ FY20								
<b>EXPENDITURE PLAN (000'S)</b>													
Design/Arch/Eng													
Land (or ROW)													
Construction													
Software													
Equipment	4,742	828		3,410		3,410							8,980
Other													
<b>Total Project Cost</b>	<b>4,742</b>	<b>828</b>		<b>3,410</b>		<b>3,410</b>							<b>8,980</b>
<b>FUNDING PLAN (000'S)</b>													
Sales Tax 2014	4,742	828		3,410		3,410							8,980
<b>Total Funding</b>	<b>4,742</b>	<b>828</b>		<b>3,410</b>		<b>3,410</b>							<b>8,980</b>
<b>LOAN REPAYMENT SCHEDULE (000'S)</b>													
<b>Total Loan Repayment</b>													
<b>OPERATING BUDGET IMPACT (000'S)</b>													
Personal Svc.													
Non-personal Capital							300	300	300	300			1,200
<b>Total Operating</b>							<b>300</b>	<b>300</b>	<b>300</b>	<b>300</b>			<b>1,200</b>

**REPLACEMENT COUNTY PROPERTY NO.:**



**FY2020 Capital Improvements Budget / FY 2020 - FY 2025 Project Detail**

**Project No. c221901**

<b>GENERAL PROJECT DATA:</b>		Status	Existing	<b>CONCURRENCY REQUIREMENTS</b> (Y/N)		<b>PROJECT NEED CRITERIA</b>	<b>PROJECT SCHEDULE</b>	<b>FY20</b>	<b>FY21</b>	<b>FY22</b>	<b>FY23</b>	<b>FY24</b>	<b>FY25</b>
Project Title:	Fire Station 2 Replacement/Relocate (from Collingswood)			Does project add new capacity?	Yes	Safety	Desgn/Arch	1 2 3 4	1 2 3 4	1 2 3 4	1 2 3 4	1 2 3 4	1 2 3 4
Functional Area:	Public Safety			Is project required to maintain level of service:		Mandate	Land/ROW						
Department:	Fire / EMS			- Within 5 years? List project in CIE	Yes	Replace	Construct						
Location:	Murdock Village			- From 6 to 10 years? Monitor Annually	Yes	Growth	Equipment						

**PROJECT DESCRIPTION:**  
 Rebuild new fire station on a new property located in Murdock Village area. New fire station will generally conform to a new prototype design for new and replacement stations. Site planning will consider future CCSO District 2 Station to be co-located on this site.

**PROJECT RATIONALE (Include Additional LOS Detail, if necessary):**

Fire Station 2, built in 1985, is undersized for today's and future needs at just over 6,000 square feet. It can no longer adequately serve a growing part of the County. It's 5-year Facility Condition Index (FCI) is rated fair to poor, requiring frequent repairs. Station also 2 suffers from lack of sufficient capacity for storage, apparatus, and personnel support areas.

**OPERATING BUDGET IMPACT:**  
 Minimal increase cost for utilities, lawn and landscape maintenance, fire life/safety maintenance & monitoring, generator maintenance, and general preventative maintenance costs.

**REPLACEMENT COUNTY PROPERTY NO.:**

	Prior Actual	Est FY19	Calc. for FY20			FY20	FY21	FY22	FY23	FY24	FY25	FUTURE	Total
			Orig. FY20	Est c/o to FY20	New \$ FY20								
<b>EXPENDITURE PLAN (000'S)</b>													
Design/Arch/Eng				500		500							500
Land (or ROW)													
Construction				3,500		3,500							3,500
Internal Costs													
Equipment													
Interest													
Other Fees & Costs													
<b>Total Project Cost</b>				<b>4,000</b>		<b>4,000</b>							<b>4,000</b>
<b>FUNDING PLAN (000'S)</b>													
Capital Projects Fund				4,000		-350	3,650	-138					3,511
Impact Fees						350	350	138					489
<b>Total Funding</b>				<b>4,000</b>		<b>4,000</b>							<b>4,000</b>
<b>LOAN REPAYMENT SCHEDULE (000'S)</b>													
<b>Total Loan Repayment</b>													
<b>OPERATING BUDGET IMPACT (000'S)</b>													
Personal Svc.													
Non-personal Capital													
<b>Total Operating</b>													



**FY2020 Capital Improvements Budget / FY 2020 - FY 2025 Project Detail**

**Project No. c221902**

<b>GENERAL PROJECT DATA:</b>		Status Existing	<b>CONCURRENCY REQUIREMENTS</b> (Y/N)	<b>PROJECT NEED CRITERIA</b>	<b>PROJECT SCHEDULE</b>	<b>FY20</b>	<b>FY21</b>	<b>FY22</b>	<b>FY23</b>	<b>FY24</b>	<b>FY25</b>
Project Title:	Fire Station 5 Replacement/Relocate (Currently on Notre Dame Blvd)		Does project add new capacity? Yes	Safety	Desgn/Arch	1 2 3 4	1 2 3 4	1 2 3 4	1 2 3 4	1 2 3 4	1 2 3 4
Functional Area:	Public Safety		Is project required to maintain level of service:	Mandate	Land/ROW						
Department:	Fire / EMS		- Within 5 years? List project in CIE Yes	Replace X	Construct						
Location:	Jones Loop Area		- From 6 to 10 years? Monitor Annually Yes	Growth X	Equipment						

**PROJECT DESCRIPTION:**  
 New fire station will generally conform to a new prototype design for new and replacement stations. Includes land acquisition for station to be relocated into the US 41 corridor.

**PROJECT RATIONALE (Include Additional LOS Detail, if necessary):**

Fire Station 5, built in 1974, is undersized for today's and future needs at just over 1,600 square feet. It is an older metal building that was a volunteer fire station. It does not meet current codes and standards including:

- not hardened for hurricane resistance
- lack of capacity for storage, equipment, apparatus and supplies
- inadequate personnel capacity and kitchen facilities

**OPERATING BUDGET IMPACT:**  
 Minimal increase cost for utilities, lawn and landscape maintenance, fire life/safety maintenance & monitoring, generator maintenance, and general preventative maintenance costs.

**REPLACEMENT COUNTY PROPERTY NO.:**

	Prior Actual	Est FY19	Calc. for FY20			FY20	FY21	FY22	FY23	FY24	FY25	FUTURE	Total
			(1) Orig. FY20	(2) Est c/o to FY20	(3) New \$ FY20								
<b>EXPENDITURE PLAN (000'S)</b>													
Design/Arch/Eng			300		300								300
Land (or ROW)			650		650								650
Construction			4,050		4,050								4,050
Internal Costs													
Equipment													
Interest													
Other Fees & Costs													
<b>Total Project Cost</b>			5,000		5,000								5,000
<b>FUNDING PLAN (000'S)</b>													
Capital Projects Fund			5,000	-166	4,834	-117							4,717
Impact Fees				166	166	117							283
<b>Total Funding</b>			5,000		5,000								5,000
<b>LOAN REPAYMENT SCHEDULE (000'S)</b>													
<b>Total Loan Repayment</b>													
<b>OPERATING BUDGET IMPACT (000'S)</b>													
Personal Svc.													
Non-personal Capital													
<b>Total Operating</b>													





**FY2020 Capital Improvements Budget / FY 2020 - FY 2025 Project Detail**

**Project No. c222001**

<b>GENERAL PROJECT DATA:</b>		Status	New	<b>CONCURRENCY REQUIREMENTS</b> (Y/N)		<b>PROJECT NEED CRITERIA</b>		<b>PROJECT SCHEDULE</b>		FY20	FY21	FY22	FY23	FY24	FY25
Project Title:	Public Safety Security Modifications			Does project add new capacity?	No	Safety	X	Design/Arch							
Functional Area:	Public Safety	Is project required to maintain level of service:				Mandate		Land/ROW							
Department:	Fire / EMS	- Within 5 years? List project in CIE				Replace		Construct							
Location:	South County	- From 6 to 10 years? Monitor Annually				Growth		Equipment							

**PROJECT DESCRIPTION:**  
 Enhance security of public safety building and complex with building interior modifications, site fencing and other security measures. Concident with security improvements other programmed nterior renovations will take place including painting, flooring, walls and casework. Site fencing, security cameras, local and remote access controls for gate will be installed on the site.

**PROJECT RATIONALE (Include Additional LOS Detail, if necessary):**  
 The site security environment changed since construction of the complex. The need exists for a security camera system and controlled entry into and throughout the site, and within the Public Safety Building. Interior security improvements then impact interior finishes.

**OPERATING BUDGET IMPACT:**

	Prior Actual	Est FY19	Calc. for FY20		New \$ FY20	FY20	FY21	FY22	FY23	FY24	FY25	FUTURE	Total
			Orig. FY20	Est c/o to FY20									
<b>EXPENDITURE PLAN (000'S)</b>													
Design/Arch/Eng					80	80							80
Land (or ROW)													
Construction					900	900							900
Internal Costs													
Equipment													
Interest													
Other Fees & Costs													
<b>Total Project Cost</b>					<b>980</b>	<b>980</b>							<b>980</b>
<b>FUNDING PLAN (000'S)</b>													
Capital Projects Fund					980	980							980
<b>Total Funding</b>					<b>980</b>	<b>980</b>							<b>980</b>
<b>LOAN REPAYMENT SCHEDULE (000'S)</b>													
<b>Total Loan Repayment</b>													
<b>OPERATING BUDGET IMPACT (000'S)</b>													
Personal Svc.													
Non-personal													
Capital													
<b>Total Operating</b>													



**FY2020 Capital Improvements Budget / FY 2020 - FY 2025 Project Detail**

**Project No. g261902**

<b>GENERAL PROJECT DATA:</b>		Status Existing	<b>CONCURRENCY REQUIREMENTS</b> (Y/N)	<b>PROJECT NEED CRITERIA</b>	<b>PROJECT SCHEDULE</b>	<b>FY20</b>	<b>FY21</b>	<b>FY22</b>	<b>FY23</b>	<b>FY24</b>	<b>FY25</b>
Project Title:	Airport Rescue & Fire Fighting Training Phase 1		Does project add new capacity? Yes/No	Safety X	Design/Arch	1 2 3 4	1 2 3 4	1 2 3 4	1 2 3 4	1 2 3 4	1 2 3 4
Functional Area:	Public Safety		Is project required to maintain level of service:	Mandate	Land/ROW						
Department:	Fire Rescue		- Within 5 years? List project in CIE Yes/No	Replace	Construct						
Location:	South County		- From 6 to 10 years? Monitor Annually Yes/No	Growth	Equipment						

**PROJECT DESCRIPTION:**  
 Phase 1 to include the main structures in project description but not the simulators. 1) Construct multi-stall restroom with multiple showers; 2) Covered structure 20' x 20'; 3) Liquid propane tank storage area; 4) Concrete burn pit for training equipment; 5) Concrete apron for training vehicles; 6) Asphalt driveway with ADA compliant parking lot.

Future phases will be planned when funding becomes available.  
 \$600,000 of 2014 Sales Tax was added in a 2019 Q4 budget adjustment.

**PROJECT RATIONALE (Include Additional LOS Detail, if necessary):**  
 BCC amended the budget to accept the award 4/24/18.  
 The project is to provide Aircraft Rescue Fire Fighter training within Charlotte County. Training is required once per year for fighting fires on an aircraft with props, such as an engine or brake fire. Training on fuselage fires are required every three years. The facility will provide training in lieu of a mobile facility or traveling to other counties to meet the training requirements.

ARFF Grant funding period is July 1, 2018 and June 30, 2019.

**OPERATING BUDGET IMPACT:**

	Prior Actual	Est FY19	Calc. for FY20			FY20	FY21	FY22	FY23	FY24	FY25	FUTURE	Total
			(1) Orig. FY20	(2) Est c/o to FY20	(3) New \$ FY20								
<b>EXPENDITURE PLAN (000'S)</b>													
Design/Arch/Eng													
Land (or ROW)													
Construction		1,500		1,100		1,100							2,600
Internal Costs													
Equipment													
Interest													
Other Fees & Costs													
<b>Total Project Cost</b>		<b>1,500</b>		<b>1,100</b>		<b>1,100</b>							<b>2,600</b>
<b>FUNDING PLAN (000'S)</b>													
Grants		1,500		500		500							2,000
Sales Tax 2014				600		600							600
<b>Total Funding</b>		<b>1,500</b>		<b>1,100</b>		<b>1,100</b>							<b>2,600</b>
<b>LOAN REPAYMENT SCHEDULE (000'S)</b>													
<b>Total Loan Repayment</b>													
<b>OPERATING BUDGET IMPACT (000'S)</b>													
Personal Svc.													
Non-personal Capital													
<b>Total Operating</b>													





This page intentionally left blank

FY2020 Capital Improvements Budget / FY 2020 - FY 2025 Project Detail													Project No.																		
GENERAL PROJECT DATA:						CONCURRENCY REQUIREMENTS:						PROJECT NEED CRITERIA		PROJECT SCHEDULE		FY20		FY21		FY22		FY23		FY24		FY25					
Project Title: Section N Sheriff Summary						Does project add capacity (Y/N)?						Safety		Desgn/Arch		1		2		3		4		1		2		3		4	
Functional Area: Public Safety						Is it required to maintain Level of Service: W/in 5 years? List in CIE (Y/N):						Mandate		Land/ROW																	
Department: Sheriff						6 to 10 years? Monitor (Y/N):						Replace		Construct																	
Location:												Growth		Equipment																	
PROJECT DESCRIPTION:													PROJECT RATIONALE (Include Additional LOS Detail, if necessary):																		
OPERATING BUDGET IMPACT:																															
Calc. for FY20																															
		Prior Actual	Est FY19	Orig. FY20	Est c/o to FY20	New \$ FY20	FY20	FY21	FY22	FY23	FY24	FY25	FUTURE	Total																	
EXPENDITURE PLAN (000'S)																															
Design/Arch/Eng		1,351	257		21	25	46								1,654																
Land (or ROW)		5													5																
Construction		2,666	4,255		10,033		10,033								16,953																
Internal Costs																															
Equipment																															
Interest																															
Other Fees & Costs																															
Total Project Cost		4,021	4,511		10,054	25	10,079								18,611																
FUNDING PLAN (000'S)																															
Capital Projects Fund		960	1,306		1,568		1,567								3,833																
Impact Fees		290	365												655																
Sales Tax 2014		76	524												600																
Other																															
GIF Ad Valorem																															
Infrastructure Ad valorem		2,695	2,317		8,487	25	8,512								13,524																
Ad Valorem																															
Sheriff Public Safety																															
Total Funding		4,021	4,511		10,054	25	10,079								18,611																
Impact Fees				500			500	300	300	300	300	300	300	3,050	5,050																
Total Loan Repayment				500			500	300	300	300	300	300	300	3,050	5,050																
OPERATING BUDGET IMPACT (000'S)																															
Personal Svc.									26	26	20	10			82																
Non-personal																															
Capital																															
Total Operating									26	26	20	10		82																	

**FY2020 Capital Improvements Budget / FY 2020 - FY 2025 Project Detail** **Project No. c891401**

<b>GENERAL PROJECT DATA:</b>		Status Existing	<b>CONCURRENCY REQUIREMENTS</b> (Y/N)	<b>PROJECT NEED CRITERIA</b>	<b>PROJECT SCHEDULE</b>	<b>FY20</b>	<b>FY21</b>	<b>FY22</b>	<b>FY23</b>	<b>FY24</b>	<b>FY25</b>
Project Title:	Airport Annex		Does project add new capacity? No	Safety X	Design/Arch	1 2 3 4	1 2 3 4	1 2 3 4	1 2 3 4	1 2 3 4	1 2 3 4
Functional Area:	General Government		Is project required to maintain level of service:	Mandate	Land/ROW						
Department:	Sheriffs Office		- Within 5 years? List project in CIE	Replace X	Construct						
Location:	Airport Road		- From 6 to 10 years? Monitor Annually	Growth X	Equipment						

**PROJECT DESCRIPTION:**  
 Master plan Airport Road Annex for CCSO and county space requirements. Build indoor firing range replacing outdoor range at rear of site near new housing development. Remove the obstacle course to rear of site allowing firing range to be closer to utilities and existing training building. Construct impound yard replacing the airport owned property site. Build an Evidence Storage building in conjunction with the impound yard to incorporate all evidence custodial operations.

**PROJECT RATIONALE (Include Additional LOS Detail, if necessary):**  
 Safety and Environmental concerns with the outdoor firing range.  
 New housing development construction directly behind firing berm.

**OPERATING BUDGET IMPACT:**

	Prior Actual	Est FY19	Calc. for FY20			FY20	FY21	FY22	FY23	FY24	FY25	FUTURE	Total
			(1) Orig. FY20	(2) Est c/o to FY20	(3) New \$ FY20								
<b>EXPENDITURE PLAN (000'S)</b>													
Design/Arch/Eng	553	75		46		46							675
Land (or ROW)													
Construction	2,485	1,231		1,521		1,521							5,236
Internal Costs													
Equipment													
Interest													
Other Fees & Costs													
<b>Total Project Cost</b>	<b>3,038</b>	<b>1,306</b>		<b>1,567</b>		<b>1,567</b>							<b>5,911</b>
<b>FUNDING PLAN (000'S)</b>													
Capital Projects Fund	574	1,306		1,567		1,567							3,447
Impact Fees	290												290
GIF Ad Valorem													
Other													
Infrastructure Ad valorem	2,175												2,175
<b>Total Funding</b>	<b>3,038</b>	<b>1,306</b>		<b>1,567</b>		<b>1,567</b>							<b>5,911</b>
<b>LOAN REPAYMENT SCHEDULE (000'S)</b>													
<b>Total Loan Repayment</b>													
<b>OPERATING BUDGET IMPACT (000'S)</b>													
Personal Svc.													
Non-personal													
Capital													
<b>Total Operating</b>													

Master Plan  
 Firing Range Renovation

**FY2020 Capital Improvements Budget / FY 2020 - FY 2025 Project Detail** **Project No. c891601**

<b>GENERAL PROJECT DATA:</b>	Status Existing	<b>CONCURRENCY REQUIREMENTS</b> (Y/N)	PROJECT NEED CRITERIA	PROJECT SCHEDULE	FY20	FY21	FY22	FY23	FY24	FY25
Project Title:	District 3 Headquarters with Evidence and Impound yard	Does project add new capacity? Yes	Safety X	Design/Arch	1 2 3 4	1 2 3 4	1 2 3 4	1 2 3 4	1 2 3 4	1 2 3 4
Functional Area:	General Government	Is project required to maintain level of service:	Mandate	Land/ROW						
Department:	Sheriff's Office	- Within 5 years? List project in CIE N/A	Replace X	Construct						
Location:	Mid	- From 6 to 10 years? Monitor Annually N/A	Growth X	Equipment						

**PROJECT DESCRIPTION:**  
 Develop 8 acres of a 20-acre site off Loveland Blvd and Old Landfill Road, and construct new District 3 headquarters facility with an Evidence Building and Impound yard.

Funding chiefly comes from Infrastructure Ad valorem internal loan proceeds, with repayment from Impact Fees.  
 Note: The project was originally titled as District 4, but was retitled to align with Sheriff's redistricting in 2016.  
 Transferred 2014 Sales Tax from West County Annex (\$260,000), Jail Infirmary (\$240,000), and District 1 HQ (\$100,000) in FY18.

**PROJECT RATIONALE (Include Additional LOS Detail, if necessary):**  
 Relocate from Promenades Mall leased facility to a County owned property. Relocate Evidence and Impound areas from south county to a centralized facility. Impound yard is currently located at the jail needing relocating for jail medical expansion.

**OPERATING BUDGET IMPACT:**  
 see below (BCC only)

	Prior Actual	Est FY19	Calc. for FY20			FY20	FY21	FY22	FY23	FY24	FY25	FUTURE	Total
			Orig. FY20	Est c/o to FY20	New \$ FY20								
<b>EXPENDITURE PLAN (000'S)</b>													
Design/Arch/Eng	797	181		-25	25								979
Land (or ROW)	5												5
Construction	181	3,024		8,512	8,512								11,717
Internal Costs													
Equipment													
Interest													
Other Fees & Costs													
<b>Total Project Cost</b>	<b>983</b>	<b>3,205</b>		<b>8,487</b>	<b>25 8,512</b>								<b>12,700</b>
<b>FUNDING PLAN (000'S)</b>													
Capital Projects Fund	386												386
Infrastructure Ad valorem	521	2,316		8,487	25 8,512								11,349
Sales Tax 2014	76	524											600
Impact Fees		365											365
Other													
<b>Total Funding</b>	<b>983</b>	<b>3,205</b>		<b>8,487</b>	<b>25 8,512</b>								<b>12,700</b>
<b>LOAN REPAYMENT SCHEDULE (000'S)</b>													
Impact Fees			500		500	300	300	300	300	300	300	3,050	5,050
<b>Total Loan Repayment</b>			<b>500</b>		<b>500</b>	<b>300</b>	<b>300</b>	<b>300</b>	<b>300</b>	<b>300</b>	<b>300</b>	<b>3,050</b>	<b>5,050</b>
<b>OPERATING BUDGET IMPACT (000'S)</b>													
Personal Svc.							26	26	20	10			82
Non-personal													
Capital													
<b>Total Operating</b>							<b>26</b>	<b>26</b>	<b>20</b>	<b>10</b>			<b>82</b>





This page intentionally left blank

FY2020 Capital Improvements Budget / FY 2020 - FY 2025 Project Detail													Project No.																									
GENERAL PROJECT DATA:						CONCURRENCY REQUIREMENTS:						PROJECT NEED CRITERIA		PROJECT SCHEDULE		FY20		FY21		FY22		FY23		FY24		FY25												
Project Title: Section P Solid Waste Summary						Does project add capacity (Y/N)?						Safety		Design/Arch		1		1		1		1		1		1												
Functional Area: Physical Environment						Is it required to maintain Level of Service:						Mandate		Land/ROW		2		2		2		2		2		2												
Department: Solid Waste						W/in 5 years? List in CIE (Y/N):						Replace		Construct		3		3		3		3		3		3												
Location:						6 to 10 years? Monitor (Y/N):						Growth		Equipment		4		4		4		4		4		4												
PROJECT DESCRIPTION:													PROJECT RATIONALE (Include Additional LOS Detail, if necessary):																									
OPERATING BUDGET IMPACT:													REPLACEMENT COUNTY PROPERTY NO.:																									
															(1)		(2)		(3)																			
															Calc. for FY20																							
													Prior Actual		Est FY19		Orig. FY20		Est c/o to FY20		New \$ FY20		FY20		FY21		FY22		FY23		FY24		FY25		FUTURE		Total	
															EXPENDITURE PLAN (000'S)																							
Design/Arch/Eng																			250		250														250			
Land (or ROW)																			600		600														600			
Construction																																						
Internal Costs																																						
Equipment																																						
Interest																																						
Other Fees & Costs																			700		700																700	
Total Project Cost																			1,550		1,550																1,550	
															FUNDING PLAN (000'S)																							
Solid Waste Enterprise Fund																			1,550		1,550																1,550	
Equipment Trade-in																																						
Total Funding																			1,550		1,550																1,550	
															LOAN REPAYMENT SCHEDULE (000'S)																							
Total Loan Repayment																																						
															OPERATING BUDGET IMPACT (000'S)																							
Personal Svc.																																						
Non-personal																																						
Capital																																						
Total Operating																																						



**FY2020 Capital Improvements Budget / FY 2020 - FY 2025 Project Detail** **Project No. c342001**

<b>GENERAL PROJECT DATA:</b>		Status	New	<b>CONCURRENCY REQUIREMENTS</b> (Y/N)		<b>PROJECT NEED</b>	<b>PROJECT SCHEDULE</b>	FY20	FY21	FY22	FY23	FY24	FY25
Project Title: Charlotte County Landfill Scale House				Does project add new capacity?	Yes	<b>CRITERIA</b>	<b>SCHEDULE</b>	1 2 3 4	1 2 3 4	1 2 3 4	1 2 3 4	1 2 3 4	1 2 3 4
Functional Area: Solid Waste Management				Is project required to maintain level of service:		Safety	Design/Arch						
Department: Public Works Solid Waste Division				- Within 5 years? List project in CIE		Mandate	Land/ROW						
Location: South County				- From 6 to 10 years? Monitor Annually		Replace	Construct						
						Growth	Equipment						

**PROJECT DESCRIPTION:**  
 Program, design and construct a new scale house with appropriate ancillary support structures. The project would move the physical location of the scale house and its ancillary functions of a convenience center and household hazardous waste.  
  
 Project will be fully funded by Solid Waste Division enterprise funds.

**PROJECT RATIONALE (Include Additional LOS Detail, if necessary):**  
 The relocation of the scale house to the future operational area of the landfill will streamline current operations as well as meet the future operational needs. The project improves traffic control and flow in and out of the landfill. The building will also make the County Landfill compliant with the County's Ordinance of not using trailers for permanent operations. The scale house at the Zemel Road Landfill is currently a trailer nearing the end of its expected usable lifecycle.

**OPERATING BUDGET IMPACT:**

	Prior Actual	Est FY19	Calc. for FY20			FY20	FY21	FY22	FY23	FY24	FY25	FUTURE	Total
			Orig. FY20	Est c/o to FY20	New \$ FY20								
<b>EXPENDITURE PLAN (000'S)</b>													
Design/Arch/Eng					250	250							250
Land (or ROW)													
Construction					600	600							600
Internal Costs													
Equipment													
Interest													
Other Fees & Costs					700	700							700
<b>Total Project Cost</b>					<b>1,550</b>	<b>1,550</b>							<b>1,550</b>
<b>FUNDING PLAN (000'S)</b>													
Solid Waste Enterprise Fund					1,550	1,550							1,550
<b>Total Funding</b>					<b>1,550</b>	<b>1,550</b>							<b>1,550</b>
<b>LOAN REPAYMENT SCHEDULE (000'S)</b>													
<b>Total Loan Repayment</b>													
<b>OPERATING BUDGET IMPACT (000'S)</b>													
Personal Svc.													
Non-personal													
Capital													
<b>Total Operating</b>													

Aerial view of the scale house location at the landfill





This page intentionally left blank



FY2020 Capital Improvements Budget / FY 2020 - FY 2025 Project Detail													Project No.		c410918	
GENERAL PROJECT DATA:		Status	Existing	CONCURRENCY REQUIREMENTS		(Y/N)	PROJECT NEED		PROJECT	FY20	FY21	FY22	FY23	FY24	FY25	
Project Title: Sidewalks 2009 Sales Tax Extension				Does project add new capacity?		No	CRITERIA		SCHEDULE	1 2 3 4	1 2 3 4	1 2 3 4	1 2 3 4	1 2 3 4	1 2 3 4	
Functional Area: Pedestrian Facilities				Is project required to maintain level of service:			Safety	X	Desgn/Arch							
Department: Public Works/Engineering				- Within 5 years? List project in CIE		No	Mandate	X	Land/ROW							
Location: County-Wide				- From 6 to 10 years? Monitor Annually		No	Replace		Construct							
							Growth	X	Equipment							
<b>PROJECT DESCRIPTION:</b>										<b>PROJECT RATIONALE (Include Additional LOS Detail, if necessary):</b>						
This is a comprehensive sidewalk installation program with funding included in the 2009 Sales Tax Extension, providing pedestrian links from neighborhoods to various schools throughout the County and eliminating missing sidewalk links in older neighborhoods and commercial areas.										The sidewalk program has been very popular with residents and this will be a continuation of that program to provide safe pedestrian and bike access to schools, recreation centers, commercial/medical centers, and other public facilities. This is a retrofit program to improve mobility for pedestrians and bicyclists throughout the County since many of the existing developed areas have relatively narrow roadways that were not designed to accommodate pedestrians or bicyclists. This is an on-going program to enhance this mode of travel.						
This project was selected for inclusion in the 2008 Sales Tax Referendum and is fully funded by Sales Tax funds. CCU costs related to sidewalk construction are being paid from CCU projects funded with the 2009 Sales Tax funds; the project will be adjusted for those costs once they are known.																
Additional funding of \$1,520,000 was added by BCC action 10/23/18																
<b>OPERATING BUDGET IMPACT:</b>										<b>COMMITTED SIDEWALKS</b>						
Additional operating costs as a result of annual activities for edging and trimming.										<b>Year 1 Plan</b>						
										Collingswood Blvd. Toledo Blade Blvd. to Edgewater						
										Alton Road Midway Blvd. to Sheehan Blvd.						
										Manor SR776 to CR 775						
										Rebel Court Bonita Drive to Boundry Blvd.						
										Boundary Blvd Rebel Ct to Vineland Elementary						
										Florida Street Riverside Drive to Carmalita St.						
										South Fairway Drive Golf Course Blvd. to Sunset Blvd.						
										<b>Year 2 Plan</b>						
										Beacon Drive Midway Blvd. to Peachland Blvd						
										Sheehan Blvd Noble Terrace to Peachland Blvd						
										Gulfstream Blvd Snow Drive to Seamist Drive						
										Cape Haze Drive Arlington to Placida Road						
										Capricorn Blvd Rampart to Sandhill						
										<b>Year 3 Plan</b>						
										Bermont Road US 17 to Westminster						
										Rio de Janeiro Ave Rampart Blvd. to Deep Creek Blvd						
										Deep Creek Blvd Sandhill Blvd. to Rio de Janeiro						
										Ellicot Circle US 41 to Midway Blvd.						
										Sunnybrook Blvd Boundary Blvd to SR776						
										Sandhill Blvd Kings Hwy to Rio de Janeiro						
										Harbor Blvd Midway to Veterans Blvd						
										Riverside Drive added 10/23/18						
										\$300,000 was moved to a new project for FY13, GPC Bridge Rehab - which will include sidewalks on a rehabilitated bridge rather than constructing a separate pedestrian bridge.						
										This project, c411305 is in Section U - MSBUs.						
<b>EXPENDITURE PLAN (000'S)</b>																
	Prior Actual	Est FY19	Orig. FY20	Est c/o to FY20	New \$ FY20	FY20	FY21	FY22	FY23	FY24	FY25	FUTURE	Total			
Design/Arch/Eng	1,377			90	-90								1,377			
Land (or ROW)	18												18			
Mitigation Land																
Construction	6,135	14		2,488	90	2,578							8,726			
Internal Costs	989			111		111							1,100			
Landscaping																
Interest																
Other Fees & Costs																
<b>Total Project Cost</b>	<b>8,518</b>	<b>14</b>		<b>2,689</b>		<b>2,689</b>							<b>11,221</b>			
<b>FUNDING PLAN (000'S)</b>																
Sales Tax 2009	8,518	14		2,689		2,689							11,221			
<b>Total Funding</b>	<b>8,518</b>	<b>14</b>		<b>2,689</b>		<b>2,689</b>							<b>11,221</b>			
<b>LOAN REPAYMENT SCHEDULE (000'S)</b>																
<b>Total Loan Repayment</b>																
<b>OPERATING BUDGET IMPACT (000'S)</b>																
Personal Svc.																
Non-personal				75		75	77	80	82	84	86		484			
Capital																
<b>Total Operating</b>				<b>75</b>		<b>75</b>	<b>77</b>	<b>80</b>	<b>82</b>	<b>84</b>	<b>86</b>		<b>484</b>			

FY2020 Capital Improvements Budget / FY 2020 - FY 2025 Project Detail													Project No. c411702																																						
GENERAL PROJECT DATA:			Status	Existing	CONCURRENCY REQUIREMENTS			(Y/N)	PROJECT NEED		PROJECT	FY20			FY21			FY22			FY23			FY24			FY25																								
Project Title:			Sidewalk Hazard Mitigation (HB41)		Does project add new capacity?			Yes	CRITERIA		SCHEDULE	1	2	3	4	1	2	3	4	1	2	3	4	1	2	3	4	1	2	3	4	1	2	3	4																
Functional Area:			Pedestrian Facilities		Is project required to maintain level of service:				Safety		X	Design/Arch																																							
Department:			Public Works - Engineering		- Within 5 years? List project in CIE			No	Mandate		X	Land/ROW																																							
Location:			County wide		- From 6 to 10 years? Monitor Annually			No	Replace			Construct																																							
Growth									Equipment																																										
PROJECT DESCRIPTION:													PROJECT RATIONALE (Include Additional LOS Detail, if necessary):																																						
HB 41 requires local municipalites to correct hazardous walking conditions in a reasonable amount of time. This project will address the hazardous walking conditions on County Road & Bridge (gas tax) roads, that are outlined in HB41.													Hazardous walking conditions are defined in HB41 and consist of areas within 2 miles of elementary schools that are unsafe for children to walk along the roadways. Sidewalks identified within this project will fulfill the County's obligation to correct all of the hazardous walking conditions identified in HB41.																																						
OPERATING BUDGET IMPACT:																																																			
Sweeping, mowing, edging maintenance activities.																																																			
<table border="1"> <thead> <tr> <th colspan="6">Calc. for FY20</th> <th colspan="7"></th> <th>Total</th> </tr> <tr> <th>Prior Actual</th> <th>Est FY19</th> <th>Orig. FY20</th> <th>Est c/o to FY20</th> <th>New \$ FY20</th> <th>FY20</th> <th>FY21</th> <th>FY22</th> <th>FY23</th> <th>FY24</th> <th>FY25</th> <th>FUTURE</th> <th>Total</th> </tr> </thead> </table>													Calc. for FY20													Total	Prior Actual	Est FY19	Orig. FY20	Est c/o to FY20	New \$ FY20	FY20	FY21	FY22	FY23	FY24	FY25	FUTURE	Total	Distances are approximate, per County GIS.											
Calc. for FY20													Total																																						
Prior Actual	Est FY19	Orig. FY20	Est c/o to FY20	New \$ FY20	FY20	FY21	FY22	FY23	FY24	FY25	FUTURE	Total																																							
EXPENDITURE PLAN (000'S)													Locations of Sidewalks:																																						
Design/Arch/Eng	183	217		400		400						800	NW side of Midway from US41 to Lakeview, includes a pedestrian bridge at Crestview, 3,023 lf.																																						
Land (or ROW)													North side of Bermont Road from US17 to Richard Blvd - 7,706 lf.																																						
Construction				5,200		5,200						5,200	East side of Bermont Road from US17 to Sabal Palm - 8,163 lf.																																						
Internal Costs	19	36		25	175	200						255	North Side of Harborview from Melbourne to Oakview - 3,755 lf.																																						
Equipment													North side of Peachland from Bachman to Veterans - 20,848 lf. ++																																						
Interest													West side of Taylor Rd. from Airport to Old Burnt Store Road - 5,026 lf																																						
Other Fees & Costs													Locations of Pedestrian Bridges:																																						
Total Project Cost	202	253		5,625	175	5,800						6,255	Midway at Countryman WW																																						
FUNDING PLAN (000'S)													Midway at Rock Creek WW																																						
Gas Tax	202	253		5,625	175	5,800						6,255	Edgewater at Pellam WW																																						
													Crestview (in Midway phase)																																						
Total Funding	202	253		5,625	175	5,800						6,255																																							
LOAN REPAYMENT SCHEDULE (000'S)																																																			
Total Loan Repayment																																																			
OPERATING BUDGET IMPACT (000'S)																																																			
Personal Svc.							143	143	143	143	143	715																																							
Non-personal																																																			
Capital																																																			
Total Operating							143	143	143	143	143	715																																							

**FY2020 Capital Improvements Budget / FY 2020 - FY 2025 Project Detail** **Project No. c411620**

<b>GENERAL PROJECT DATA:</b>		Status Existing	<b>CONCURRENCY REQUIREMENTS (Y/N)</b>		<b>PROJECT NEED CRITERIA</b>	<b>PROJECT SCHEDULE</b>	<b>FY20</b>	<b>FY21</b>	<b>FY22</b>	<b>FY23</b>	<b>FY24</b>	<b>FY25</b>
Project Title:	Intersection Improvements at Various Locations		Does project add new capacity?	Yes	Safety	X	1 2 3 4	1 2 3 4	1 2 3 4	1 2 3 4	1 2 3 4	1 2 3 4
Functional Area:	Road Improvements		Is project required to maintain level of service:		Mandate							
Department:	Public Works/Engineering		- Within 5 years? List project in CIE	No	Replace							
Location:	Mid County		- From 6 to 10 years? Monitor Annually	No	Growth	X						

**PROJECT DESCRIPTION:**  
 This is a project to analyze and recommend short term and long term options with respect to intersection improvements, including, but not limited to turn lane improvements at various intersections in the County to improve traffic flows and relieve congestion.

**PROJECT RATIONALE (Include Additional LOS Detail, if necessary):**  
 This project will provide additional capacity at various busy intersections while enhancing the public safety.  
  
 With these intersection improvements, traffic will flow better and will reduce the congestion at these intersections during peak hours.

**OPERATING BUDGET IMPACT:**

Total Length in Miles	0
Lane Miles Added	0
Lane Miles Rebuilt	0
New Intersections Signalized	0
New Intersections (Non-Signl)	0

**LOS INFORMATION**  
 Adopted LOS D \*Future column is not programmed; it is listed  
 Current LOS D for County planning purposes only.

	Prior Actual	Est FY19	Calc. for FY20		FY20	FY21	FY22	FY23	FY24	FY25	FUTURE*	Total
			Orig. FY20	Est c/o to FY20								

**EXPENDITURE PLAN (000'S)**

Design/Arch/Eng				500		500							500
Land (or ROW)													
Mitigation Land													
Construction				2,000		2,000							2,000
Internal Costs				28	50	78							78
Landscaping													
Interest													
Other Fees & Costs													
<b>Total Project Cost</b>				<b>2,528</b>	<b>50</b>	<b>2,578</b>							<b>2,578</b>

**FUNDING PLAN (000'S)**

Gas Tax	-18			2,546	32	2,578							2,560
Developer Contribution	18			-18	18								18
<b>Total Funding</b>				<b>2,528</b>	<b>50</b>	<b>2,578</b>							<b>2,578</b>

**LOAN REPAYMENT SCHEDULE (000'S)**

<b>Total Loan Repayment</b>													

**OPERATING BUDGET IMPACT (000'S)**

Personal Svc.													
Non-personal													
Capital													
<b>Total Operating</b>													

**FY2020 Capital Improvements Budget / FY 2020 - FY 2025 Project Detail** **Project No. C419001**

<b>GENERAL PROJECT DATA:</b>		Status Existing	<b>CONCURRENCY REQUIREMENTS</b> (Y/N)	<b>PROJECT NEED CRITERIA</b>	<b>PROJECT SCHEDULE</b>	<b>FY20</b>	<b>FY21</b>	<b>FY22</b>	<b>FY23</b>	<b>FY24</b>	<b>FY25</b>
Project Title:	Edgewater Corridor Ph 1/SR 776 to Collingswood Blvd.	Does project add new capacity?	Yes	Safety	Desgn/Arch	1 2 3 4	1 2 3 4	1 2 3 4	1 2 3 4	1 2 3 4	1 2 3 4
Functional Area:	Traffic Circulation	Is project required to maintain level of service:		Mandate	Land/ROW						
Department:	Public Works/Engineering	- Within 5 years? List project in CIE	No	Replace	Construct						
Location:	Mid County	- From 6 to 10 years? Monitor Annually	Yes	Growth	Equipment						

**PROJECT DESCRIPTION:**  
 The initial phase of the Edgewater/Flamingo corridor project consists of the purchase of right-of-way, preliminary engineering design, permitting and mitigation of a new 2-lane roadway from SR 776 to Collingswood Blvd. The project excludes the road that lies within Murdock Village.  
 FDOT has agreed to participate in the design and implementation of a traffic signal at SR776 and Flamingo with FY12 funding to coincide with projected construction schedule.  
 Includes costs of Tippecanoe II mitigation land acquisition.

**PROJECT RATIONALE (Include Additional LOS Detail, if necessary):**

The Edgewater Extension Project will contribute to maintaining a satisfactory level of service on the Mid-County road network, as set forth by the Transportation Element of the Comprehensive Plan. The Project would commence at the west end of Edgewater Drive, proceeding northerly to SR776. The Comprehensive Plan (1997-2010) identifies this connection to SR776 as a long range need for 2020 traffic circulation. The benefit of continuing the connection northerly from SR776 to US41 will also be addressed. The completed project will provide a parallel capacity to US 41.

**OPERATING BUDGET IMPACT:**

Additional operating costs as a result of annual activities for mowing, vegetation control, sign inspection and maintenance, and utilities (electric) for street lighting system.	Total Length in Miles	2.5
	Lane Miles Added	1.5
	Lane Miles Rebuilt	4
	New Intersections Signalized	1
	New Intersection (Non-Signl)	0
	New Bridges	2

**LOS INFORMATION**

Adopted LOS D \*Future column is not programmed; it is listed  
 Current LOS A for County planning purposes only.

	Prior Actual	Est FY19	Calc. for FY20			FY20	FY21	FY22	FY23	FY24	FY25	FUTURE*	Total
			Orig. FY20	Est c/o to FY20	New \$ FY20								

**EXPENDITURE PLAN (000'S)**

Design/Arch/Eng	1,398												1,398
Land (or ROW)	10,564	29		809	399	1,209							11,802
Mitigation Land	6,444			296	-296								6,444
Construction	374												374
Internal Costs	798			104	-104								798
Landscaping													
Interest													
Other Fees & Costs													
<b>Total Project Cost</b>	<b>19,578</b>	<b>29</b>		<b>1,209</b>		<b>1,209</b>							<b>20,816</b>

**FUNDING PLAN (000'S)**

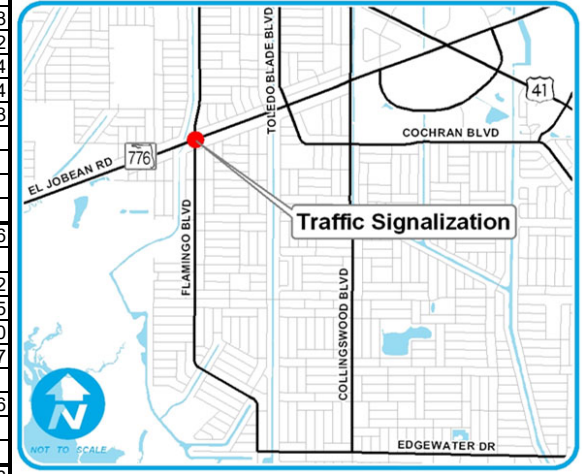
Gas Tax	-2,210	29		1,209		1,209							-972
Road Impact Fees	5,465												5,465
Sales Tax 2002	15,900												15,900
Grants	187												187
Other	236												236
<b>Total Funding</b>	<b>19,578</b>	<b>29</b>		<b>1,209</b>		<b>1,209</b>							<b>20,816</b>

**LOAN REPAYMENT SCHEDULE (000'S)**

<b>Total Loan Repayment</b>													

**OPERATING BUDGET IMPACT (000'S)**

Personal Svc.													25	25
Non-personal													22	22
Capital														
<b>Total Operating</b>													<b>47</b>	<b>47</b>



**FY2020 Capital Improvements Budget / FY 2020 - FY 2025 Project Detail** **Project No. c419002**

<b>GENERAL PROJECT DATA:</b>		Status Existing	<b>CONCURRENCY REQUIREMENTS</b> (Y/N)		<b>PROJECT NEED CRITERIA</b>	<b>PROJECT SCHEDULE</b>	<b>FY20</b>	<b>FY21</b>	<b>FY22</b>	<b>FY23</b>	<b>FY24</b>	<b>FY25</b>
Project Title:	Edgewater Corridor Ph 2 - Harbor to Midway 4 Lane		Does project add new capacity?	Yes	Safety	Design/Arch	1 2 3 4	1 2 3 4	1 2 3 4	1 2 3 4	1 2 3 4	1 2 3 4
Functional Area:	Traffic Circulation		Is project required to maintain level of service:		Mandate	Land/ROW						
Department:	Public Works/Engineering		- Within 5 years? List project in CIE	No	Replace	Construct						
Location:	Mid County		- From 6 to 10 years? Monitor Annually	Yes	Growth	Equipment						

**PROJECT DESCRIPTION:**  
 This project is proposed to widen the roadway from 2 lanes to 4 with a raised median, curb and gutter, sidewalks/ bike lanes, and landscaping. The construction is estimated to start late spring 2014 and will last about 24 months.  
  
 This project was selected for inclusion in the 2008 Sales Tax Referendum and \$20 Million of Sales Tax funds have been allocated.

**PROJECT RATIONALE (Include Additional LOS Detail, if necessary):**  
 To provide a four-lane arterial roadway to serve the central portion of the county that will accommodate the anticipated traffic growth in the corridor. It will also serve as parallel capacity to U.S. 41. The improvements will enhance safety for pedestrians and bike riders.

**OPERATING BUDGET IMPACT:**

Additional operating costs as a result of annual activities for median maintenance, sweeping, mowing, sign inspection, sign maintenance and utilities (electric), as well as storm water pond maintenance.	Total Length in Miles	1.9
	Lane Miles Added	3.8
	Lane Miles Rebuilt	3.8
	New Intersections Signalized	0
	New Intersection (Non-Signl)	0
	Bridges Rebuilt	3

**LOS INFORMATION**  
 Adopted LOS D \*Future column is not programmed; it is listed  
 Current LOS D for County planning purposes only.

	Prior Actual	Est FY19	Calc. for FY20		FY20	FY21	FY22	FY23	FY24	FY25	FUTURE*	Total
			Orig. FY20	Est c/o to FY20								

**EXPENDITURE PLAN (000'S)**

Design/Arch/Eng	2,208	14										2,221
Land (or ROW)	2,901	23	116	-7	109							3,033
Mitigation Land												
Construction	23,168	388	184	-110	74							23,630
Internal Costs	862	20	-55	55								882
Landscaping												
Interest												
Other Fees & Costs	37	26	-62	62								62
<b>Total Project Cost</b>	<b>29,176</b>	<b>470</b>	<b>183</b>		<b>183</b>							<b>29,828</b>

**FUNDING PLAN (000'S)**

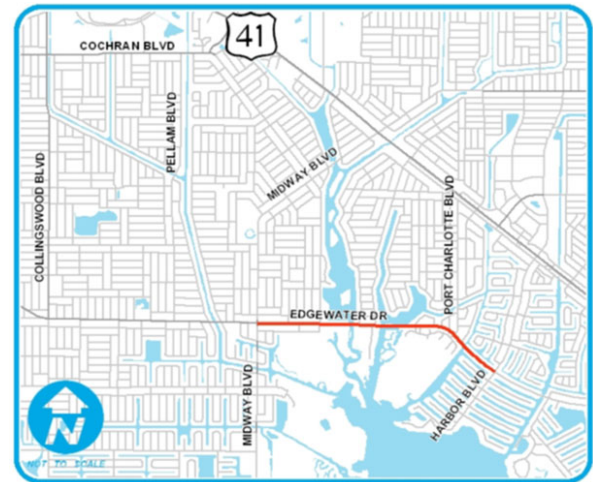
Gas Tax	2,630	212	74	74								2,915
Road Impact Fees	6,913											6,913
Sales Tax 2009	19,633	258	109	109								20,000
<b>Total Funding</b>	<b>29,176</b>	<b>470</b>	<b>183</b>		<b>183</b>							<b>29,828</b>

**LOAN REPAYMENT SCHEDULE (000'S)**

<b>Total Loan Repayment</b>												

**OPERATING BUDGET IMPACT (000'S)**

Personal Svc.			8		8	8	8	9	9			42
Non-personal			20		20	21	21	22	23			106
Capital												
<b>Total Operating</b>			<b>28</b>		<b>28</b>	<b>29</b>	<b>30</b>	<b>31</b>	<b>32</b>			<b>149</b>





FY2020 Capital Improvements Budget / FY 2020 - FY 2025 Project Detail														Project No. c411901																
GENERAL PROJECT DATA:					CONCURRENCY REQUIREMENTS (Y/N)					PROJECT NEED CRITERIA		PROJECT SCHEDULE	FY20			FY21			FY22			FY23			FY24			FY25		
Project Title: Edgewater Corridor - Midway to SR776					Does project add new capacity? Yes					Safety X		Desgn/Arch	1 2 3 4			1 2 3 4			1 2 3 4			1 2 3 4			1 2 3 4			1 2 3 4		
Functional Area: Road Improvements					Is project required to maintain level of service: No					Mandate		Land/ROW																		
Department: Public Works/Engineering					- Within 5 years? List project in CIE No					Replace		Construct																		
Location: Mid County					- From 6 to 10 years? Monitor Annually No					Growth X		Landscaping																		
PROJECT DESCRIPTION: This project is to widen Edgewater Drive from 2 to 4 lanes, from Midway Blvd to Collingswood Blvd and to construct a 4-lane roadway from Collingswood Blvd to SR 776. The roadway will include a raised median, curb and gutter, sidewalks/bike paths, and landscaping.  (Note: this project combines projects previously identified as Edgewater Phases 3 and 4)											PROJECT RATIONALE (Include Additional LOS Detail, if necessary): The Edgewater widening and extension project will contribute to maintaining a satisfactory level of service on the Mid-County road network as set forth by the Transportation Element of the Comprehensive Plan. The Project would commence at Midway Blvd proceeding northerly to SR776. The Comprehensive Plan identifies this connection to SR776 as a long range need for traffic flow.																			
OPERATING BUDGET IMPACT: Additional operating costs as a result of annual activities for landscape maintenance, sweeping, sign inspection, mowing, and lighting											LOS INFORMATION Adopted LOS D *Future column is not programmed; it is listed for County planning purposes only. Current LOS																			
					Total Length in Miles 3.9																									
					Lane Miles Added 7.8																									
					Lane Miles Rebuilt 2.8																									
					New Intersections Signalized 1																									
					New Intersections (Non-Signl) 1																									
					Re-build Bridges 3																									
		Prior Actual	Est FY19	Calc. for FY20		Orig. FY20	Est c/o to FY20	New \$ FY20	FY20	FY21	FY22	FY23	FY24	FY25	FUTURE*	Total														
EXPENDITURE PLAN (000'S)																														
Design/Arch/Eng															5,000	5,000														
Land (or ROW)															4,000	4,000														
Mitigation Land																														
Construction															57,000	57,000														
Internal Costs															1,750	1,750														
Landscaping																														
Interest																														
Other Fees & Costs																														
Total Project Cost															67,750	67,750														
FUNDING PLAN (000'S)																														
Gas Tax															67,750	67,750														
Total Funding															67,750	67,750														
LOAN REPAYMENT SCHEDULE (000'S)																														
Total Loan Repayment																														
OPERATING BUDGET IMPACT (000'S)																														
Personal Svc.																														
Non-personal																														
Capital																														
Total Operating																														

**FY2020 Capital Improvements Budget / FY 2020 - FY 2025 Project Detail** **Project No. c411903**

<b>GENERAL PROJECT DATA:</b>		Status	New	<b>CONCURRENCY REQUIREMENTS (Y/N)</b>		<b>PROJECT NEED CRITERIA</b>		<b>PROJECT SCHEDULE</b>		<b>FY20</b>				<b>FY21</b>				<b>FY22</b>				<b>FY23</b>				<b>FY24</b>				<b>FY25</b>			
Project Title:		Hillsborough Blvd/Cranberry Blvd Intersection Improvements		Does project add new capacity?		No		Safety		X		Design/Arch																					
Functional Area:				Is project required to maintain level of service:				Mandate				Land/ROW																					
Department:		Public Works - Engineering		- Within 5 years? List project in CIE		N/A		Replace				Construct																					
Location:		Mid County		- From 6 to 10 years? Monitor Annually		N/A		Growth		X		Equipment																					

**PROJECT DESCRIPTION:**  
 Charlotte County is entering into an interlocal agreement with the City of North Port to look into options to improve the Hillsborough/Cranberry intersection. The consultant will come up with different alternatives to correct the congestion. The County and City will agree on one of the options and construct the improvements with the County and the City each paying 50% of design and construction.

Costs are estimated as a placeholder and not representative of the Interlocal. Figures will be adjusted once known.

**PROJECT RATIONALE (Include Additional LOS Detail, if necessary):**  
 There is a congestion problem at the intersection of Hillsborough and Cranberry. Charlotte County and the City of North Port are working together to come up with a solution to solve the problem.

The intersection is located fully within the limits of the City of North Port.

**OPERATING BUDGET IMPACT:**  
 Charlotte County will be required to pay for 50% of all maintenance fees associated with the improvements.

	Prior Actual	Est FY19	Calc. for FY20			FY20	FY21	FY22	FY23	FY24	FY25	FUTURE	Total
			Orig. FY20	Est c/o to FY20	New \$ FY20								

EXPENDITURE PLAN (000'S)													
Design/Arch/Eng					75		75						75
Land (or ROW)													
Construction													
Internal Costs													
Equipment													
Interest													
Other Fees & Costs													
<b>Total Project Cost</b>					75		75						75

FUNDING PLAN (000'S)													
Gas Tax					75		75						75
<b>Total Funding</b>					75		75						75

LOAN REPAYMENT SCHEDULE (000'S)													
<b>Total Loan Repayment</b>													

OPERATING BUDGET IMPACT (000'S)													
Personal Svc.													
Non-personal													
Capital													
<b>Total Operating</b>													



**FY2020 Capital Improvements Budget / FY 2020 - FY 2025 Project Detail** **Project No. c410501**

<b>GENERAL PROJECT DATA:</b>		Status Existing	<b>CONCURRENCY REQUIREMENTS</b> (Y/N)	<b>PROJECT NEED CRITERIA</b>	<b>PROJECT SCHEDULE</b>	<b>FY20</b>	<b>FY21</b>	<b>FY22</b>	<b>FY23</b>	<b>FY24</b>	<b>FY25</b>
Project Title:	Kings Highway-I75 to Desoto County Line		Does project add new capacity? Yes	Safety	Desgn/Arch	1 2 3 4	1 2 3 4	1 2 3 4	1 2 3 4	1 2 3 4	1 2 3 4
Functional Area:	Traffic Circulation		Is project required to maintain level of service:	Mandate	Land/ROW						
Department:	Public Works/Engineering		- Within 5 years? List project in CIE No	Replace	Construct						
Location:	Mid County		- From 6 to 10 years? Monitor Annually Yes	Growth	Landscape						

**PROJECT DESCRIPTION:**  
 This project will provide for a continuous 4-lane divided highway from the I-75 interchange to the DeSoto County line (and on to Arcadia as part of the DeSoto County project) with protected left turn lanes provided at critical locations.

**PROJECT RATIONALE (Include Additional LOS Detail, if necessary):**  
 Traffic volumes have increased over the years between the I-75 interchange, Sandhill Boulevard (Deep Creek), and the DeSoto County line. The existing 2-lane roadway will not adequately accommodate traffic flow in the long term. DeSoto County staff has advised our staff that they intend to widen their portion of the corridor. It would be advantageous from a cost and implementation standpoint for Charlotte and DeSoto to coordinate a joint project.

**OPERATING BUDGET IMPACT:**

Additional operating costs as a result of annual activities for sweeping, mowing & utilities (electric) for street lighting system.	Total Length in Miles	0.75
	Lane Miles Added	1.5
	Lane Miles Rebuilt	1.5
	New Intersections Signalized	0
	New Intersection (Non-Signl)	0
	Turn Lane Feet Added	0

**LOS INFORMATION**  
 Adopted LOS  
 Current LOS

\*Future column is not programmed; it is listed for County planning purposes only.

	Prior Actual	Est FY19	Calc. for FY20			FY20	FY21	FY22	FY23	FY24	FY25	FUTURE*	Total
			Orig. FY20	Est c/o to FY20	New \$ FY20								

**EXPENDITURE PLAN (000'S)**

Design/Arch/Eng													783	783
Land (or ROW)	1,798			91	-91									1,798
Mitigation Land														
Construction	692												6,525	7,217
Internal Costs	59												261	320
Landscaping														
Interest														
Other Fees & Costs														
<b>Total Project Cost</b>	<b>2,550</b>			<b>91</b>	<b>-91</b>								<b>7,569</b>	<b>10,119</b>

**FUNDING PLAN (000'S)**

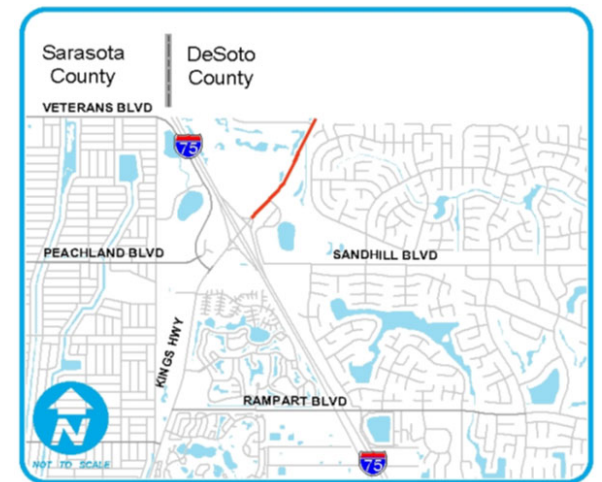
Gas Tax	1,503			91	-91								7,569	9,072
Road Impact Fees	1,046													1,046
<b>Total Funding</b>	<b>2,550</b>			<b>91</b>	<b>-91</b>								<b>7,569</b>	<b>10,119</b>

**LOAN REPAYMENT SCHEDULE (000'S)**

<b>Total Loan Repayment</b>														

**OPERATING BUDGET IMPACT (000'S)**

Personal Svc.													26	26
Non-personal													42	42
Capital														
<b>Total Operating</b>													<b>68</b>	<b>68</b>



**FY2020 Capital Improvements Budget / FY 2020 - FY 2025 Project Detail** **Project No. c411112**

<b>GENERAL PROJECT DATA:</b>		Status Existing	<b>CONCURRENCY REQUIREMENTS</b> (Y/N)		<b>PROJECT NEED CRITERIA</b>	<b>PROJECT SCHEDULE</b>	<b>FY20</b>	<b>FY21</b>	<b>FY22</b>	<b>FY23</b>	<b>FY24</b>	<b>FY25</b>
Project Title:	Midway Blvd - Sharpe St to Kings Hwy (including US 41 pipes)		Does project add new capacity?	Yes	Safety	Design/Arch	1 2 3 4	1 2 3 4	1 2 3 4	1 2 3 4	1 2 3 4	1 2 3 4
Functional Area:	Traffic Circulation		Is project required to maintain level of service:		Mandate	Land/ROW						
Department:	Public Works/Engineering		- Within 5 years? List project in CIE	No	Replace	Construct						
Location:	Mid County		- From 6 to 10 years? Monitor Annually	Yes	Growth	Equipment						

**PROJECT DESCRIPTION:**  
 This project is to complete the widening of Midway Blvd. between Sharpe Street and Kings Highway. Negotiations with SWFWMD have been underway for a number of years with the conclusion that downstream stormwater improvements will have to be made before the widening for this section of the corridor can proceed. This project includes increasing the drainage capacity under US 41 at three locations in addition to the widening of Midway from Sharpe to Kings Highway. The first phase of the project will be completed in project c419005. This project was selected for inclusion in the 2008 Sales Tax Referendum.

**PROJECT RATIONALE (Include Additional LOS Detail, if necessary):**  
 The project will provide for an expanded roadway, the configuration of which will be determined in the design process. The widening is needed to accommodate current and future traffic volumes, to provide pedestrian/bike facilities, and to improve the safety in the corridor. This is also a hurricane evacuation route.

Additional operating costs as a result of annual activities for median maintenance, sweeping, mowing, sign inspection, sign maintenance and utilities (electric), and traffic signal maintenance.	Total Length in Miles	2
	Lane Miles Added	4
	Lane Miles Rebuilt	4
	New Intersections Signalized	1
	New Intersection (Non-Signl)	0

**LOS INFORMATION**  
 Adopted LOS D \*Future column is not programmed; it is listed  
 Current LOS D for County planning purposes only.

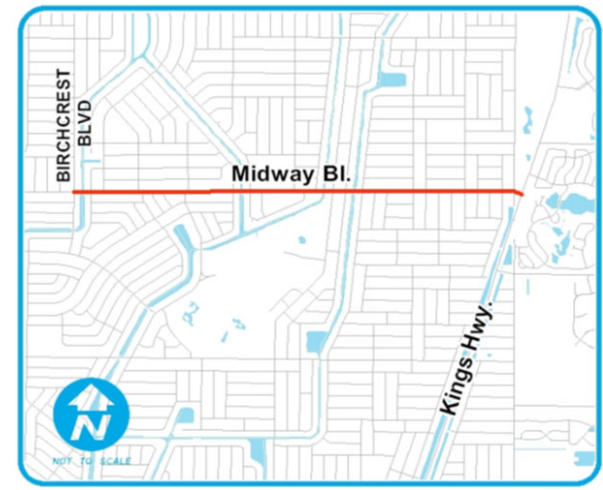
	Prior Actual	Est FY19	Calc. for FY20			FY20	FY21	FY22	FY23	FY24	FY25	FUTURE	Total
			Orig. FY20	Est c/o to FY20	New \$ FY20								

EXPENDITURE PLAN (000'S)													
Design/Arch/Eng	1,475	149											1,624
Land (or ROW)	535	55		409	-6	404							994
Mitigation Land													
Construction	26,305	222		165		165							26,692
Utilities Construction	61												61
Internal Costs	1,552	20		-334	334								1,572
Interest													
Other Fees & Costs													
<b>Total Project Cost</b>	<b>29,927</b>	<b>446</b>		<b>241</b>	<b>328</b>	<b>569</b>							<b>30,942</b>

FUNDING PLAN (000'S)													
Gas Tax	3,325	158		109	334	442							3,926
Road Impact Fees	2,094												2,094
Sales Tax 2009	24,508	288		132	-6	127							24,922
<b>Total Funding</b>	<b>29,927</b>	<b>446</b>		<b>241</b>	<b>328</b>	<b>569</b>							<b>30,942</b>

LOAN REPAYMENT SCHEDULE (000'S)													
<b>Total Loan Repayment</b>													

OPERATING BUDGET IMPACT (000'S)													
Personal Svc.							5	5	5	5			21
Non-personal							15	15	16	16			63
Capital													
<b>Total Operating</b>							<b>20</b>	<b>21</b>	<b>21</b>	<b>22</b>			<b>84</b>



**FY2020 Capital Improvements Budget / FY 2020 - FY 2025 Project Detail** **Project No. c419006**

<b>GENERAL PROJECT DATA:</b>		Status Existing	<b>CONCURRENCY REQUIREMENTS</b> (Y/N)		<b>PROJECT NEED CRITERIA</b>	<b>PROJECT SCHEDULE</b>	FY20	FY21	FY22	FY23	FY24	FY25
Project Title:			Does project add new capacity?	Yes	Safety	X	1 2 3 4	1 2 3 4	1 2 3 4	1 2 3 4	1 2 3 4	1 2 3 4
Functional Area:		Olean Blvd US 41 to Easy Street	Is project required to maintain level of service:		Mandate	X						
Department:		Traffic Circulation	- Within 5 years? List project in CIE	No	Replace							
Location:		Public Works/Engineering	- From 6 to 10 years? Monitor Annually	Yes	Growth							
Location:		Mid County			Equipment							

**PROJECT DESCRIPTION:**  
 It is proposed to widen this 3-lane facility 5-lane roadway to facilitate the multiple access points to business and medical facilities in the corridor. Pedestrian and bike facilities will be included.

**PROJECT RATIONALE (Include Additional LOS Detail, if necessary):**

The proposed improvements are intended to provide a more orderly and consistent travel corridor. Currently it is confusing for motorists and almost no pedestrian or bike facilities exist. The inconsistent lane widths and numbers of lane creates some traffic safety issues at various locations. This is a very congested area with many timing movements.

\$9,914 million from the 2014 Sales Tax Referendum was allocated to this project; additional \$3,436 million allocated (relieving gas tax) in 2019.  
 Anticipated completion date: October, 2021.

**OPERATING BUDGET IMPACT:**

Additional operating costs as a result of annual activities for median maintenance, sweeping, sign inspection. Street lighting system is currently in place.	Total Length in Miles	0.45
	Lane Miles Added	0.9
	Lane Miles Rebuilt	1.35
	Signalized Intersections Rebuilt	1
	New Intersection (Non-Signl)	0

**LOS INFORMATION**  
 Adopted LOS D \*Future column is not programmed; it is listed  
 Current LOS C for County planning purposes only.

	Prior Actual	Est FY19	Calc. for FY20			FY20	FY21	FY22	FY23	FY24	FY25	FUTURE*	Total
			Orig. FY20	Est c/o to FY20	New \$ FY20								

**EXPENDITURE PLAN (000'S)**

Design/Arch/Eng	622	125		588		588							1,335
Land (or ROW)	311	1		4,102	-800	3,302							3,614
Mitigation Land													
Construction				7,301	500	7,801							7,801
Internal Costs	127	30		143	300	443							600
Landscaping													
Interest													
Other Fees & Costs													
<b>Total Project Cost</b>	<b>1,059</b>	<b>156</b>		<b>12,135</b>		<b>12,135</b>							<b>13,350</b>

**FUNDING PLAN (000'S)**

Gas Tax													
Road Impact Fees													
Sales Tax 2014	1,059	156		12,135		12,135							13,350
<b>Total Funding</b>	<b>1,059</b>	<b>156</b>		<b>12,135</b>		<b>12,135</b>							<b>13,350</b>

**LOAN REPAYMENT SCHEDULE (000'S)**

<b>Total Loan Repayment</b>													

**OPERATING BUDGET IMPACT (000'S)**

Personal Svc.									3	3	3		9
Non-personal									15	15	15		46
Capital													
<b>Total Operating</b>									<b>18</b>	<b>19</b>	<b>19</b>		<b>55</b>



**FY2020 Capital Improvements Budget / FY 2020 - FY 2025 Project Detail** **Project No. c411618**

<b>GENERAL PROJECT DATA:</b>	Status Existing	<b>CONCURRENCY REQUIREMENTS</b> (Y/N)	PROJECT NEED CRITERIA	PROJECT SCHEDULE	FY20	FY21	FY22	FY23	FY24	FY25						
Project Title:	Peachland Boulevard and Loveland Boulevard Intersection Signalization	Does project add new capacity? No	Safety x	Design/Arch	1	2	3	4	1	2	3	4	1	2	3	4
Functional Area:	Traffic Operations	Is project required to maintain level of service:	Mandate	Land/ROW												
Department:	Public Works / Engineering	- Within 5 years? List project in CIE Yes	Replace	Construct												
Location:	Mid County	- From 6 to 10 years? Monitor Annually No	Growth x	Equipment												

**PROJECT DESCRIPTION:**  
Signalize the intersection of Peachland Boulevard and Loveland Boulevard to improve safety and traffic flow.

**PROJECT RATIONALE (Include Additional LOS Detail, if necessary):**  
The traffic traversing through the intersection of Peachland and Loveland Boulevard is experiencing considerable amount of delays and posing safety concerns to a considerable number of turning movements. County staff has been monitoring this intersection since 2014. It is anticipated the installation of the traffic signal will alleviate delays and improve traffic safety.

**OPERATING BUDGET IMPACT:**

Total Length in Miles	
Lane Miles Added	
Lane Miles Rebuilt	
New Intersections Signalized	1
New Intersection (Non-Signl)	

**LOS INFORMATION**  
Currently, some of the the traffic movements are operating at LOS E or F and with the installtion of traffic signal, all traffic movements will operate at Level of Service C or better.

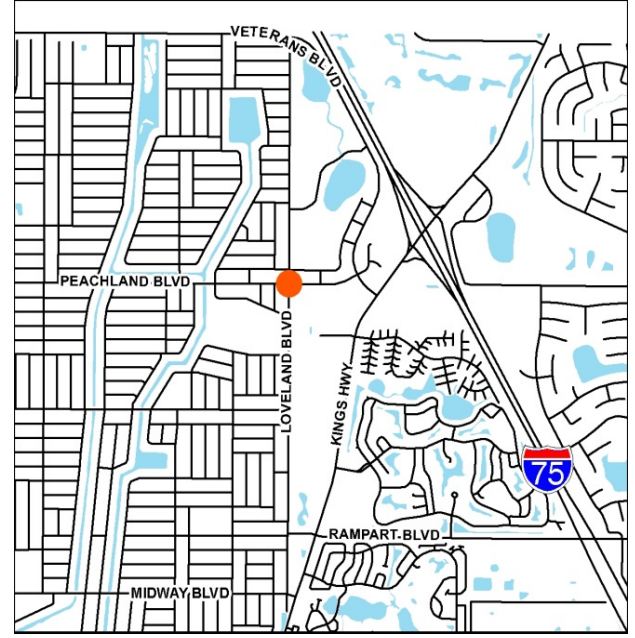
	Prior Actual	Est FY19	Calc. for FY20			FY20	FY21	FY22	FY23	FY24	FY25	FUTURE	Total
			Orig. FY20	Est c/o to FY20	New \$ FY20								

EXPENDITURE PLAN (000'S)													
Design/Arch/Eng	128	15		-8	8								143
Land (or ROW)	1			-1	1								1
Construction		469		413	40	453							922
Internal Costs	11	35		-21	21								46
Equipment													
Interest													
Other Fees & Costs													
<b>Total Project Cost</b>	<b>140</b>	<b>518</b>		<b>384</b>	<b>70</b>	<b>453</b>							<b>1,112</b>

FUNDING PLAN (000'S)													
Gas Tax	140	518		384	70	453							1,112
<b>Total Funding</b>	<b>140</b>	<b>518</b>		<b>384</b>	<b>70</b>	<b>453</b>							<b>1,112</b>

LOAN REPAYMENT SCHEDULE (000'S)													
<b>Total Loan Repayment</b>													

OPERATING BUDGET IMPACT (000'S)													
Personal Svc.													
Non-personal Capital													
<b>Total Operating</b>													



**FY2020 Capital Improvements Budget / FY 2020 - FY 2025 Project Detail** **Project No. c410914**

<b>GENERAL PROJECT DATA:</b>		Status Existing	<b>CONCURRENCY REQUIREMENTS</b> (Y/N)		<b>PROJECT NEED CRITERIA</b>	<b>PROJECT SCHEDULE</b>	<b>FY20</b>	<b>FY21</b>	<b>FY22</b>	<b>FY23</b>	<b>FY24</b>	<b>FY25</b>
Project Title:	Sandhill Blvd Widening - Kings Hwy to Capricorn		Does project add new capacity?	Yes	Safety	Design/Arch	1 2 3 4	1 2 3 4	1 2 3 4	1 2 3 4	1 2 3 4	1 2 3 4
Functional Area:	Traffic Circulation		Is project required to maintain level of service:		Mandate	Land/ROW						
Department:	Public Works/Engineering		- Within 5 years? List project in CIE	Yes	Replace	Construct						
Location:	Mid County		- From 6 to 10 years? Monitor Annually	Yes	Growth	Equipment						

**PROJECT DESCRIPTION:**  
 The initial funding was required to perform an engineering evaluation of the roadway, from Kings Highway to Capricorn Blvd. to determine the best scenario to improve traffic circulation. Once the finalized alternative is selected by the Board of County Commissioners, the design and construction will be scheduled.

Impact fees will be used to pay down interest and principal. Sandhill MSTU will make a contribution to the improvements.

**PROJECT RATIONALE (Include Additional LOS Detail, if necessary):**  
 Sandhill Blvd. will require widening in future years to sustain LOS. Current build-out of adjacent properties is occurring. An evaluation is needed to assess current conditions and establish a policy for requiring and acquiring right of way to accommodate future needs.

**OPERATING BUDGET IMPACT:**  
 Additional operating costs as a result of annual activities for sweeping, mowing & utilities (electric) for street lighting system.

Total Length in Miles	1.0
Lane Miles Added	2.0
Lane Miles Rebuilt	0.6
New Intersections Signalized	
New Intersections (Non-Signl)	

Ten year growth analysis show improvements are needed. However, five year growth analysis are lower, and do not reflect need within the next five years. Improvements should be monitored and planned for construction in the 6 to 10 year period.

**LOS INFORMATION**  
 Adopted LOS D \*Future column is not programmed; it is listed  
 Current LOS D for County planning purposes only.

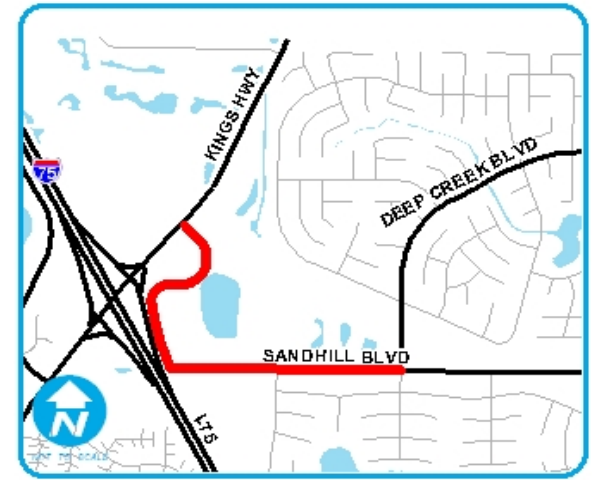
	Prior Actual	Est FY19	Calc. for FY20			FY20	FY21	FY22	FY23	FY24	FY25	FUTURE*	Total
			Orig. FY20	Est c/o to FY20	New \$ FY20								

EXPENDITURE PLAN (000'S)													
Design/Arch/Eng	246	43		1,053		1,053							1,342
Land (or ROW)	17	2		1,080		1,080							1,100
Mitigation Land													
Construction				1,500		1,500	5,000						6,500
Internal Costs	3	5		72		72	300	150					530
Landscaping													
Interest													
Other Fees & Costs													
<b>Total Project Cost</b>	<b>265</b>	<b>50</b>		<b>3,706</b>		<b>3,706</b>	<b>5,300</b>	<b>150</b>					<b>9,472</b>

FUNDING PLAN (000'S)													
Gas Tax	265			1,797	-1,499	298	4,378	150					5,092
Debt Proceeds													
Road Impact Fees		50		606	1,499	2,105	922						3,076
Debt Proceeds													
MSBU/TU Assessments				1,304		1,304							1,304
<b>Total Funding</b>	<b>265</b>	<b>50</b>		<b>3,706</b>		<b>3,706</b>	<b>5,300</b>	<b>150</b>					<b>9,472</b>

LOAN REPAYMENT SCHEDULE (000'S)													
Road Impact Fees													
<b>Total Loan Repayment</b>													

OPERATING BUDGET IMPACT (000'S)													
Personal Svc.							5	5	5	15	15		45
Non-personal							15	15	16	25	25		96
Capital													
<b>Total Operating</b>							<b>20</b>	<b>21</b>	<b>21</b>	<b>40</b>	<b>40</b>		<b>142</b>



**FY2020 Capital Improvements Budget / FY 2020 - FY 2025 Project Detail** **Project No. C419901**

<b>GENERAL PROJECT DATA:</b>		Status Existing	<b>CONCURRENCY REQUIREMENTS</b> (Y/N)		<b>PROJECT NEED CRITERIA</b>	<b>PROJECT SCHEDULE</b>	<b>FY20</b>	<b>FY21</b>	<b>FY22</b>	<b>FY23</b>	<b>FY24</b>	<b>FY25</b>
Project Title:	Burnt Store Road Ph 1 Safety & Widening from US 41 to Notre Dame		Does project add new capacity?	Yes	Safety	Design/Arch	1 2 3 4	1 2 3 4	1 2 3 4	1 2 3 4	1 2 3 4	1 2 3 4
Functional Area:	Traffic Circulation		Is project required to maintain level of service:		Mandate	Land/ROW						
Department:	Public Works/Engineering		- Within 5 years? List project in CIE	No	Replace	Construct						
Location:	South County		- From 6 to 10 years? Monitor Annually	Yes	Growth	Equipment						

**PROJECT DESCRIPTION:**  
 Current work includes finalization of right of way acquired through eminent domain proceedings. Loan payments are on a 10 year schedule.

**PROJECT RATIONALE (Include Additional LOS Detail, if necessary):**

In recent years there has been significant interest in developing the vast vacant sites within Charlotte County adjacent to this corridor. The need for widening is apparent as these sites are developed. While there has been some discussion with Lee County and Cape Coral staffs about programming a 6 lane facility, the Charlotte Board has taken the approach that 4 lanes is adequate for the Charlotte transportation needs far into the future, and therefore this is the adopted plan.

The Burnt Store Road Corridor extends from just north of US 41 to the Lee County line. The ultimate project build-out will be a 4-lane divided roadway for the entire 8.5 mile road segment. Due to high construction and land acquisition costs, the project will be done in 3 phases. Phase 1 is comprised of road widening from just north of US 41 to Notre Dame Blvd; US 41 intersection improvements and replacing the Alligator Creek bridge.

**OPERATING BUDGET IMPACT:**

Additional operating costs as a result of annual activities for median maintenance, sweeping, mowing, sign inspection, sign maintenance and utilities (electric).	Total Length in Miles	2.4
Original Sales Tax allocation: \$3,000,000	Lane Miles Added	4.8
	Lane Miles Rebuilt	4.8
	New Intersections Signalized	0
	New Intersection (Non-Signl)	0

**LOS INFORMATION**

Adopted LOS D \*Future column is not programmed; it is listed  
 Current LOS C for County planning purposes only.

	Prior Actual	Est FY19	Calc. for FY20		FY20	FY21	FY22	FY23	FY24	FY25	FUTURE*	Total
			Orig. FY20	Est c/o to FY20								

**EXPENDITURE PLAN (000'S)**

Design/Arch/Eng	4,043											4,043
Land (or ROW)	7,835	36		192		192						8,063
Mitigation Land												
Construction	13,729											13,729
Internal Costs	1,055											1,055
Landscaping												
Interest	1,019	163	143	94		237	150	145	140	135		1,989
Other Fees & Costs												
<b>Total Project Cost</b>	<b>27,681</b>	<b>199</b>	<b>143</b>	<b>286</b>		<b>429</b>	<b>150</b>	<b>145</b>	<b>140</b>	<b>135</b>		<b>28,879</b>

**FUNDING PLAN (000'S)**

Gas Tax	5,718	199	143	286		429	150	145	140	135		6,916
Road Impact Fees	1,692											1,692
Sales Tax 2002	3,000											3,000
Grants	4,158											4,158
Developer Contribution												
Other												
Debt Proceeds	12,000											12,000
Other Government	1,113											1,113
<b>Total Funding</b>	<b>27,681</b>	<b>199</b>	<b>143</b>	<b>286</b>		<b>429</b>	<b>150</b>	<b>145</b>	<b>140</b>	<b>135</b>		<b>28,879</b>

**LOAN REPAYMENT SCHEDULE (000'S)**

Gas Tax	6,039	975	975	226	-226	975	975	975	975	1,086		12,000
<b>Total Loan Repayment</b>	<b>6,039</b>	<b>975</b>	<b>975</b>	<b>226</b>	<b>-226</b>	<b>975</b>	<b>975</b>	<b>975</b>	<b>975</b>	<b>1,086</b>		<b>12,000</b>

**OPERATING BUDGET IMPACT (000'S)**

Personal Svc.			5			5	5	5	6	6	6	33
Non-personal			15			15	16	16	17	17	17	99
Capital												
<b>Total Operating</b>			<b>20</b>			<b>21</b>	<b>21</b>	<b>22</b>	<b>23</b>	<b>23</b>	<b>23</b>	<b>133</b>





**FY2020 Capital Improvements Budget / FY 2020 - FY 2025 Project Detail** **Project No. c411111**

<b>GENERAL PROJECT DATA:</b>		Status Existing	<b>CONCURRENCY REQUIREMENTS</b> (Y/N)		<b>PROJECT NEED CRITERIA</b>	<b>PROJECT SCHEDULE</b>	<b>FY20</b>	<b>FY21</b>	<b>FY22</b>	<b>FY23</b>	<b>FY24</b>	<b>FY25</b>
Project Title:	Burnt Store Road Ph2 Widening from Notre Dame to Zemel		Does project add new capacity?	Yes	Safety	Design/Arch	1 2 3 4	1 2 3 4	1 2 3 4	1 2 3 4	1 2 3 4	1 2 3 4
Functional Area:	Traffic Circulation		Is project required to maintain level of service:		Mandate	Land/ROW						
Department:	Public Works/Engineering		- Within 5 years? List project in CIE	No	Replace	Construct						
Location:	South County		- From 6 to 10 years? Monitor Annually	Yes	Growth	Equipment						

**PROJECT DESCRIPTION:**  
 Phase 2 is comprised of road widening and associated drainage improvements for the 4.2 mile segment from Notre Dame Blvd to just north of Zemel Road. FDOT has approached the county with a grant to fund half of engineering design, at \$2,250,000. The amount earned for the Utility design is not included in the project, and has been deducted. The grant will pay for 50% of the roadway design, as well as design of utilities that need relocating. Cost of design of new utilities in the corridor are not included. The amount of grant revenue deferred, is due to the design contract award being lower than estimated in the grant contract. The grant will only pay 50% of actual costs. Borrowing in 2020 is estimated for 15 years, interest will accrue.

**PROJECT RATIONALE (Include Additional LOS Detail, if necessary):**  
 In recent years there has been significant interest in developing the vast vacant sites within Charlotte County adjacent to this corridor. The need for widening is apparent as these sites are developed. While there has been some discussion with Lee County and Cape Coral staffs about programming a 6 lane facility, the Charlotte Board has taken the approach that 4 lanes is adequate for the Charlotte transportation needs far into the future, and therefore this is the adopted plan.

**OPERATING BUDGET IMPACT:**

Additional operating costs as a result of annual activities for median maintenance, sweeping, mowing, sign inspection, sign maintenance and utilities (electric).	Total Length in Miles	4.2
	Lane Miles Added	8.4
	Lane Miles Rebuilt	8.4
	New Intersections Signalized	0
	New Intersection (Non-Signl)	0

**LOS INFORMATION**  
 Adopted LOS D  
 Current LOS C

	Prior Actual	Est FY19	Calc. for FY20			FY20	FY21	FY22	FY23	FY24	FY25	FUTURE	Total
			Orig. FY20	Est c/o to FY20	New \$ FY20								

**EXPENDITURE PLAN (000'S)**

Design/Arch/Eng	2,498	5		1,140		1,140							3,643
Land (or ROW)	1,646	4,500		5,854		5,854							12,000
Mitigation Land													
Construction				30,360		30,360							30,360
Internal Costs	169	60		985		985							1,214
Landscaping													
Interest			915	350		1,265	834	749	662	571	525	860	5,465
Other Fees & Costs													
<b>Total Project Cost</b>	<b>4,313</b>	<b>4,565</b>	<b>915</b>	<b>38,689</b>		<b>39,604</b>	<b>834</b>	<b>749</b>	<b>662</b>	<b>571</b>	<b>525</b>	<b>860</b>	<b>52,682</b>

**FUNDING PLAN (000'S)**

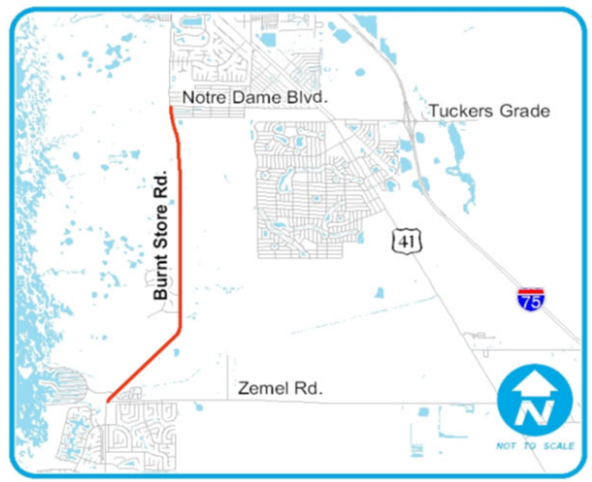
Gas Tax	12	1,580		12,470	-1,249	11,221	324			221	125	430	13,912
Grants	1,871	2,000		219	1,000	1,219							5,090
Road Impact Fees	2,430	985	915		249	1,164	510	749	662	350	400	430	7,680
Debt Proceeds				26,000		26,000							26,000
<b>Total Funding</b>	<b>4,313</b>	<b>4,565</b>	<b>915</b>	<b>38,689</b>		<b>39,604</b>	<b>834</b>	<b>749</b>	<b>662</b>	<b>571</b>	<b>525</b>	<b>860</b>	<b>52,682</b>

**LOAN REPAYMENT SCHEDULE (000'S)**

Gas Tax			1,000	-1,000		2,000	2,000	2,000	2,000	2,000		10,000
Road Impact Fees						600	600	600	600	600		13,000
<b>Total Loan Repayment</b>			<b>1,000</b>	<b>-1,000</b>		<b>2,600</b>	<b>2,600</b>	<b>2,600</b>	<b>2,600</b>	<b>2,600</b>		<b>13,000</b>

**OPERATING BUDGET IMPACT (000'S)**

Personal Svc.							10	10	10	10	10	50
Non-personal							30	30	30	30	30	150
Capital												
<b>Total Operating</b>							<b>40</b>	<b>40</b>	<b>40</b>	<b>40</b>	<b>40</b>	<b>200</b>



**Note on Grant Activity:**  
 The Utility expense is not incurred in this project; the total grant of \$2,250,000 should reflect a reduction for the amount earned in the Utility.

**FY2020 Capital Improvements Budget / FY 2020 - FY 2025 Project Detail** **Project No. c410915**

<b>GENERAL PROJECT DATA:</b>		Status Existing	<b>CONCURRENCY REQUIREMENTS</b> (Y/N)		<b>PROJECT NEED CRITERIA</b>	<b>PROJECT SCHEDULE</b>	<b>FY20</b>	<b>FY21</b>	<b>FY22</b>	<b>FY23</b>	<b>FY24</b>	<b>FY25</b>
Project Title:	Burnt Store Road Phase 3 / From 3200' N of Zemel Road to Lee County Line		Does project add new capacity?	Yes	Safety	X	1 2 3 4	1 2 3 4	1 2 3 4	1 2 3 4	1 2 3 4	1 2 3 4
Functional Area:	Traffic Circulation		Is project required to maintain level of service:		Mandate							
Department:	Public Works/Engineering		- Within 5 years? List project in CIE	No	Replace							
Location:	South County		- From 6 to 10 years? Monitor Annually	Yes	Growth	X						

**PROJECT DESCRIPTION:**  
 The Burnt Store Road corridor extends from just north of US 41 to the Lee County line. The proposed design is for a 4-lane divided roadway with protected left turn lanes for the segment from 3200 ft north of Zemel, south to the Lee County line. Signalization at Cape Horn Blvd, if it is warranted.

FDOT awarded \$6.118 million TRIP funds in the FY13-17 work plan. No funds may be expended for construction before July 1, 2012 when the TRIP funds become available (FM 429810-1). \$20 million of 2009 Sales Tax Referendum dollars were allocated to this project.

**PROJECT RATIONALE (Include Additional LOS Detail, if necessary):**  
 In recent years there has been significant interest in developing the vast vacant sites within Charlotte County adjacent to this corridor. The need for widening is apparent as these sites are developed. While there has been some discussion with Lee County and Cape Coral staffs about programming a 6 lane facility, the Charlotte Board has taken the approach that 4 lanes is adequate for the Charlotte transportation needs far into the future, and therefore this is the adopted plan.

**OPERATING BUDGET IMPACT:**

Additional operating costs as a result of annual activities for median maintenance, sweeping, mowing, sign inspection, sign maintenance and utilities (electric).	Total Length in Miles	2.6
	Lane Miles Added	5.2
	Lane Miles Rebuilt	5.2
	New Intersections Signalized	1
	New Intersection (Non-Signl)	0

**LOS INFORMATION**  
 Adopted LOS D \*Future column is not programmed; it is listed  
 Current LOS D for County planning purposes only.

	Prior Actual	Est FY19	Calc. for FY20		FY20	FY21	FY22	FY23	FY24	FY25	FUTURE*	Total
			Orig. FY20	Est c/o to FY20								

**EXPENDITURE PLAN (000'S)**

Design/Arch/Eng	1,638		21	-21								1,638
Land (or ROW)	7,384	75	512	21	533							7,992
Mitigation Land												
Construction	15,183											15,183
Utilities Construction	3,432											3,432
Internal Costs	829		-5	15	10							839
Interest												
Other Fees & Costs												
<b>Total Project Cost</b>	<b>28,466</b>	<b>75</b>	<b>528</b>	<b>15</b>	<b>543</b>							<b>29,084</b>

**FUNDING PLAN (000'S)**

Gas Tax	2,254	75	528	15	543							2,872
Road Impact Fees	94											94
Sales Tax 2009	20,000											20,000
Grants	6,118											6,118
<b>Total Funding</b>	<b>28,466</b>	<b>75</b>	<b>528</b>	<b>15</b>	<b>543</b>							<b>29,084</b>

**LOAN REPAYMENT SCHEDULE (000'S)**

<b>Total Loan Repayment</b>												

**OPERATING BUDGET IMPACT (000'S)**

Personal Svc.			5		5	5	5	5	6			27
Non-personal			15		15	15	16	16	17			80
Capital												
<b>Total Operating</b>			<b>20</b>		<b>20</b>	<b>21</b>	<b>21</b>	<b>22</b>	<b>23</b>			<b>106</b>



**FY2020 Capital Improvements Budget / FY 2020 - FY 2025 Project Detail** **Project No. c411110**

<b>GENERAL PROJECT DATA:</b>		Status Existing	<b>CONCURRENCY REQUIREMENTS</b> (Y/N)		<b>PROJECT NEED CRITERIA</b>	<b>PROJECT SCHEDULE</b>	<b>FY20</b>	<b>FY21</b>	<b>FY22</b>	<b>FY23</b>	<b>FY24</b>	<b>FY25</b>
Project Title:	Piper Road North / Enterprise Charlotte		Does project add new capacity?	Yes	Safety	Design/Arch	1 2 3 4	1 2 3 4	1 2 3 4	1 2 3 4	1 2 3 4	1 2 3 4
Functional Area:	Airport Park		Is project required to maintain level of service:		Mandate	Land/ROW						
Department:	Traffic Circulation		- Within 5 years? List project in CIE	No	Replace	Construct						
Location:	Public Works/Engineering		- From 6 to 10 years? Monitor Annually	No	Growth	Equipment						
	South County											

**PROJECT DESCRIPTION:**  
 This is a multiphased program to provide infrastructure to support the development of the area. The second phase of the project is to construct a roadway from the South section (completed in FY13), north to US 17. Additional roadway and utility improvements and enhancements will be required to support new or expanded businesses within the corridor as they come forward. The grant for the waterline was trued to actual cost. \$22,413 million from the 2014 Sales Tax Referendum was originally allocated to this project. \$300,000 of Sales Tax funding was reallocated to the South County Community Library project, 3/27/18. \$107,000 of Sales Tax funding was reallocated to McGuire Park project 6/26/18.

**PROJECT RATIONALE (Include Additional LOS Detail, if necessary):**  
 Economic development is a top goal of the BCC. The Airport Commerce Park has been identified as the first priority for business development. While there is a limited roadway network in place serving the airport, it is insufficient to support the development of a 3000-acre tract of land and the traffic that is ultimately generated at build out. Piper Rd. (4 lanes) will serve as the primary thoroughfare with various collectors and interconnecting streets to be constructed as development is programmed. While various utilities are in place within or near the Corridor, extensions and enhancements will be required as development occurs, depending on the requirements of businesses.  
 \*Future column is not programmed; it is listed for County planning purposes only.

**LOS INFORMATION**  
 Adopted LOS D  
 Current LOS B (portion on new alignment)

**OPERATING BUDGET IMPACT:**

Total Length in Miles	1.35
Lane Miles Added	5.4
Lane Miles Rebuilt	0
New Intersections Signalized	0
New Intersection (Non-Signl)	0

	Prior Actual	Est FY19	Calc. for FY20			FY20	FY21	FY22	FY23	FY24	FY25	FUTURE*	Total
			Orig. FY20	Est c/o to FY20	New \$ FY20								

**EXPENDITURE PLAN (000'S)**

Design/Arch/Eng	186	86		-1	1								272
Land (or ROW)	2,993	161		348	236	584							3,737
Mitigation Land													
Construction	6,004	2,835		7,745	-6,982	763							9,602
Internal Costs	432	125		195	195								752
Landscaping													
Interest													
Other Fees & Costs				1,500	-1,500								
<b>Total Project Cost</b>	<b>9,615</b>	<b>3,207</b>		<b>9,787</b>	<b>-8,246</b>	<b>1,542</b>							<b>14,363</b>

**FUNDING PLAN (000'S)**

Gas Tax													
Road Impact Fees													
Sales Tax 2014	9,561	2,497		9,750	-8,208	1,542							13,600
Grants	53	710		37	-37								763
<b>Total Funding</b>	<b>9,615</b>	<b>3,207</b>		<b>9,787</b>	<b>-8,246</b>	<b>1,542</b>							<b>14,363</b>

**LOAN REPAYMENT SCHEDULE (000'S)**

<b>Total Loan Repayment</b>													

**OPERATING BUDGET IMPACT (000'S)**

Personal Svc.							5	5	5				15
Non-personal							25	26	27				77
Capital													
<b>Total Operating</b>							<b>30</b>	<b>31</b>	<b>32</b>				<b>93</b>



**FY2020 Capital Improvements Budget / FY 2020 - FY 2025 Project Detail** **Project No. c411902**

<b>GENERAL PROJECT DATA:</b>		Status: New	<b>CONCURRENCY REQUIREMENTS</b> (Y/N)	<b>PROJECT NEED CRITERIA</b>	<b>PROJECT SCHEDULE</b>	<b>FY20</b>	<b>FY21</b>	<b>FY22</b>	<b>FY23</b>	<b>FY24</b>	<b>FY25</b>
Project Title:	Beach Road Curbing at Sandpiper Condo		Does project add new capacity? No	Safety X	Design/Arch	1 2 3 4	1 2 3 4	1 2 3 4	1 2 3 4	1 2 3 4	1 2 3 4
Functional Area:	Road Improvements		Is project required to maintain level of service:	Mandate	Land/ROW						
Department:	Public Works -Engineering		- Within 5 years? List project in CIE N/A	Replace	Construct						
Location:	West County		- From 6 to 10 years? Monitor Annually N/A	Growth	Equipment						

**PROJECT DESCRIPTION:**  
 Installation of curbing along Beach Road, between 1400 and 1700, to keep vehicles from driving onto the right of way. Driving or parking in the ROW can disturb the soil and cause drainage problems. The Sandpiper Key Condo association has repaired the location numerous times and have requested the County place curbing there to permanently make the ROW unavailable to traffic.

**PROJECT RATIONALE (Include Additional LOS Detail, if necessary):**  
 The design firm will look at the sandy soils to determine if base material will need to be added under the curbing. The drainage system will also be reviewed to ensure that the curbing does not impede drainage.

**OPERATING BUDGET IMPACT:**  
 No additional maintenance costs are anticipated.

	Prior Actual	Est FY19	Calc. for FY20			FY20	FY21	FY22	FY23	FY24	FY25	FUTURE	Total
			Orig. FY20	Est c/o to FY20	New \$ FY20								

EXPENDITURE PLAN (000'S)													
Design/Arch/Eng		15		10		10							25
Land (or ROW)													
Construction				132		132							132
Internal Costs				6		6							6
Equipment													
Interest													
Other Fees & Costs													
<b>Total Project Cost</b>		15		148		148							163

FUNDING PLAN (000'S)													
Gas Tax		15		148		148							163
<b>Total Funding</b>		15		148		148							163

LOAN REPAYMENT SCHEDULE (000'S)													
<b>Total Loan Repayment</b>													

OPERATING BUDGET IMPACT (000'S)													
Personal Svc.													
Non-personal													
Capital													
<b>Total Operating</b>													

**FY2020 Capital Improvements Budget / FY 2020 - FY 2025 Project Detail** **Project No. c410502**

<b>GENERAL PROJECT DATA:</b>		Status Existing	<b>CONCURRENCY REQUIREMENTS (Y/N)</b>		<b>PROJECT NEED CRITERIA</b>	<b>PROJECT SCHEDULE</b>	<b>FY20</b>	<b>FY21</b>	<b>FY22</b>	<b>FY23</b>	<b>FY24</b>	<b>FY25</b>
Project Title:	CR 771 (Gasparilla Road) -SR 776 to Rotonda Blvd East		Does project add new capacity?	Yes	Safety	X	1 2 3 4	1 2 3 4	1 2 3 4	1 2 3 4	1 2 3 4	1 2 3 4
Functional Area:	Road Improvements		Is project required to maintain level of service:		Mandate							
Department:	Public Works/Engineering		- Within 5 years? List project in CIE	Yes	Replace							
Location:	West County		- From 6 to 10 years? Monitor Annually		Growth	X						

**PROJECT DESCRIPTION:**  
 The widening of the roadway was completed in 2017. Current funding is to finalize land acquisition for ROW, and to perform a traffic study along the corridor, and design and construction of traffic signal(s) as warranted.

The original allocation of Sales Tax 2009 to the Placida Road project (c410521) was reduced, and reallocated to this project. FDOT funded \$78,537 for the design of the SR 776 Intersection, as well as \$500,000 for construction of the intersection at SR776.

**PROJECT RATIONALE (Include Additional LOS Detail, if necessary):**

**OPERATING BUDGET IMPACT:**

Additional operating costs as a result of annual activities for median maintenance, sweeping, mowing, sign inspection, sign maintenance and utilities (electric) and traffic signal maintenance.	Total Length in Miles	2.5
	Lane Miles Added	5.0
	Lane Miles Rebuilt	5.0
	New Intersections Signalized	
	New Intersections (Non-Signl)	

**LOS INFORMATION**  
 Adopted LOS D \*Future column is not programmed; it is listed  
 Current LOS D for County planning purposes only.

	Prior Actual	Est FY19	Calc. for FY20			FY20	FY21	FY22	FY23	FY24	FY25	FUTURE*	Total
			Orig. FY20	Est c/o to FY20	New \$ FY20								

**EXPENDITURE PLAN (000'S)**

Design/Arch/Eng	1,760	55		99		99							1,913
Land (or ROW)	1,768	88		416		416							2,271
Mitigation Land													
Construction	16,888			800		800							17,688
Utilities Construction													
Internal Costs	397				50	50							447
Interest													
Other Fees & Costs													
<b>Total Project Cost</b>	<b>20,812</b>	<b>143</b>		<b>1,315</b>	<b>50</b>	<b>1,365</b>							<b>22,320</b>

**FUNDING PLAN (000'S)**

Gas Tax	318			456	-406	50							367
Road Impact Fees	2,100	55		565	456	1,021							3,175
Sales Tax 2009	17,817	88		294		294							18,198
Grants	579												579
<b>Total Funding</b>	<b>20,812</b>	<b>143</b>		<b>1,315</b>	<b>50</b>	<b>1,365</b>							<b>22,320</b>

**LOAN REPAYMENT SCHEDULE (000'S)**

<b>Total Loan Repayment</b>													

**OPERATING BUDGET IMPACT (000'S)**

Personal Svc.			5		5	5	5	5	6				27
Non-personal			15		15	15	16	16	17				80
Capital													
<b>Total Operating</b>			<b>20</b>		<b>20</b>	<b>21</b>	<b>21</b>	<b>22</b>	<b>23</b>				<b>106</b>



**FY2020 Capital Improvements Budget / FY 2020 - FY 2025 Project Detail** **Project No. c410521**

<b>GENERAL PROJECT DATA:</b>		Status Existing	<b>CONCURRENCY REQUIREMENTS</b> (Y/N)		<b>PROJECT NEED CRITERIA</b>	<b>PROJECT SCHEDULE</b>	FY20	FY21	FY22	FY23	FY24	FY25
Project Title:	CR 775 (Placida Rd) Safety Impvts/Rotonda Blvd West to Boca		Does project add new capacity?	Yes	Safety	Design/Arch	1 2 3 4	1 2 3 4	1 2 3 4	1 2 3 4	1 2 3 4	1 2 3 4
Functional Area:	Traffic Circulation		Is project required to maintain level of service:		Mandate	Land/ROW						
Department:	Public Works/Engineering		- Within 5 years? List project in CIE	No	Replace	Construct						
Location:	West County		- From 6 to 10 years? Monitor Annually	Yes	Growth	Equipment						

**PROJECT DESCRIPTION:**  
 Design widening from Cape Haze Drive to Rotonda Blvd West, purchase ROW and store the plans. Then, design and construct the following roadway safety improvements: 1) 10 foot wide multi-use path between Rotonda Blvd. West and Boca Grande Causeway 2) Northbound protected left turn (signal) green arrow at Rotonda Blvd West; 3) Southbound left turn at Bantry Bay; 4) Southbound decel lane at Cape Haze Drive; 5) Mill and resurface between Rotonda Blvd West and Causeway; 6) Northbound left turn at Panama.  
 This project was selected for inclusion in the 2008 Sales Tax Referendum and \$28 Million of Sales Tax funds was originally allocated. Project costs were revised in FY2011.

**PROJECT RATIONALE (Include Additional LOS Detail, if necessary):**  
 The primary need for this project is to enhance this corridor for a hurricane evacuation route. A secondary need is to accommodate increases in traffic volume/flow as a result of development/build-out in the region.

**OPERATING BUDGET IMPACT:**

Additional operating costs as a result of annual activities for maintenance, sweeping, mowing, sign inspection, sign maintenance and utilities (electric).	Total Length in Miles	
	Lane Miles Added	
	Lane Miles Rebuilt	
	New Intersections Signalized	
	New Intersection (Non-Signl)	0

**LOS INFORMATION**  
 Adopted LOS D \*Future column is not programmed; it is listed  
 Current LOS B for County planning purposes only.

	Prior Actual	Est FY19	Calc. for FY20		FY20	FY21	FY22	FY23	FY24	FY25	FUTURE	Total
			Orig. FY20	Est c/o to FY20								

**EXPENDITURE PLAN (000'S)**

Design/Arch/Eng	2,799	10										2,809
Land (or ROW)	1,833	28		225	-80	146						2,007
Mitigation Land												
Construction	6,998	538		-30	30							7,536
Internal Costs	520			-102	152	50						570
Landscaping												
Interest												
Other Fees & Costs												
<b>Total Project Cost</b>	<b>12,151</b>	<b>576</b>		<b>93</b>	<b>102</b>	<b>196</b>						<b>12,923</b>

**FUNDING PLAN (000'S)**

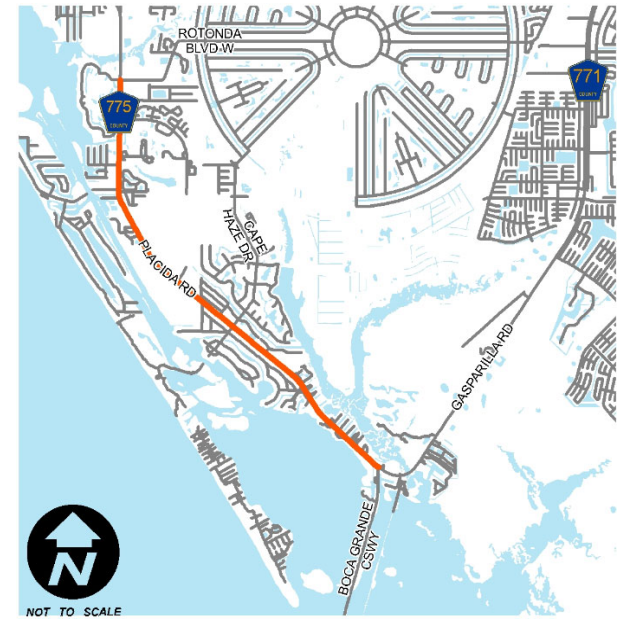
Gas Tax	152			-102	102							152
Road Impact Fees	2,957											2,957
Sales Tax 2009	9,043	576		196		196						9,814
<b>Total Funding</b>	<b>12,151</b>	<b>576</b>		<b>93</b>	<b>102</b>	<b>196</b>						<b>12,923</b>

**LOAN REPAYMENT SCHEDULE (000'S)**

<b>Total Loan Repayment</b>												

**OPERATING BUDGET IMPACT (000'S)**

Personal Svc.			5		5	5	5	5	6			27
Non-personal			10		10	10	11	11	11			53
Capital												
<b>Total Operating</b>			<b>15</b>		<b>15</b>	<b>15</b>	<b>16</b>	<b>16</b>	<b>17</b>			<b>80</b>



**FY2020 Capital Improvements Budget / FY 2020 - FY 2025 Project Detail** **Project No. c410104**

<b>GENERAL PROJECT DATA:</b>		Status Existing	<b>CONCURRENCY REQUIREMENTS (Y/N)</b>		<b>PROJECT NEED</b>	<b>PROJECT</b>	<b>FY20</b>	<b>FY21</b>	<b>FY22</b>	<b>FY23</b>	<b>FY24</b>	<b>FY25</b>
Project Title:	Tom Adams Bridge Rehabilitation		Does project add new capacity?	No	<b>CRITERIA</b>	<b>SCHEDULE</b>	1 2 3 4	1 2 3 4	1 2 3 4	1 2 3 4	1 2 3 4	1 2 3 4
Functional Area:	Traffic Circulation		Is project required to maintain level of service:		Safety	Design/Arch						
Department:	Public Works/Engineering		- Within 5 years? List project in CIE	No	Mandate	Land/ROW						
Location:	West County		- From 6 to 10 years? Monitor Annually	No	Replace	Construct						
					Growth	Equipment						

**PROJECT DESCRIPTION:**  
 The Tom Adams Bridge structure was constructed in 1965. This is a movable-bascule (draw) bridge that crosses the Intercoastal Waterway. These types of bridge structures require constant maintenance because of a harsh saltwater environment. Phase 1 (FY05-FY07) included replacement of the metal deck grating, painting of the structural steel, repairs to concrete piles and roadway deck, repairs to the slope protection, replacement of the backup generator and the electrical and mechanical systems. Phase 2 includes design of new tender house, and additional mechanical/electrical upgrades.

**PROJECT RATIONALE (Include Additional LOS Detail, if necessary):**  
 The Tom Adams bridge is a movable bascule bridge, which is a vital transportation link and evacuation route for Manasota Key. The repairs and component replacements will restore various elements (structural, electrical and mechanical) to extend the service life of this structure.

**OPERATING BUDGET IMPACT:**  
 This project is being split funded with Capital and Maintenance gas taxes.  
 The rehabilitation of the tender house and other mechanisms at the bridge should reduce maintenance costs for several years.

**LOS INFORMATION**  
 Adopted LOS D \*Future column is not programmed; it is listed  
 Current LOS C for County planning purposes only.

	Prior Actual	Est FY19	Calc. for FY20			FY20	FY21	FY22	FY23	FY24	FY25	FUTURE*	Total
			Orig. FY20	Est c/o to FY20	New \$ FY20								

**EXPENDITURE PLAN (000'S)**

Design/Arch/Eng	2,414			6		6							2,420
Land (or ROW)													
Mitigation Land													
Construction	12,587			337		337							12,924
Internal Costs	473			30		30							503
Landscaping													
Interest													
Other Fees & Costs													
<b>Total Project Cost</b>	<b>15,474</b>			<b>373</b>		<b>373</b>							<b>15,847</b>

**FUNDING PLAN (000'S)**

Gas Tax	15,474			373		373							15,847
<b>Total Funding</b>	<b>15,474</b>			<b>373</b>		<b>373</b>							<b>15,847</b>

**LOAN REPAYMENT SCHEDULE (000'S)**

<b>Total Loan Repayment</b>													

**OPERATING BUDGET IMPACT (000'S)**

Personal Svc.													
Non-personal													
Capital													
<b>Total Operating</b>													



**FY2020 Capital Improvements Budget / FY 2020 - FY 2025 Project Detail** **Project No. c419302**

<b>GENERAL PROJECT DATA:</b>		Status Existing	<b>CONCURRENCY REQUIREMENTS</b> (Y/N)		<b>PROJECT NEED CRITERIA</b>	<b>PROJECT SCHEDULE</b>	<b>FY20</b>	<b>FY21</b>	<b>FY22</b>	<b>FY23</b>	<b>FY24</b>	<b>FY25</b>
Project Title:	Winchester Corridor South - Phase 3 (SR 776 to CR 775 - 4 Lane Divided)		Does project add new capacity?	Yes	Safety	X	1 2 3 4	1 2 3 4	1 2 3 4	1 2 3 4	1 2 3 4	1 2 3 4
Functional Area:	Traffic Circulation		Is project required to maintain level of service:		Mandate							
Department:	Public Works/Engineering		- Within 5 years? List project in CIE	No	Replace							
Location:	West County		- From 6 to 10 years? Monitor Annually	Yes	Growth	X						

**PROJECT DESCRIPTION:**  
 The roadway was opened in 2014, and it was determined that a new signal needs to be added at Avenue of the Americas. Also provide funding for landscaping in the median and as a residential buffer.

This project proposes the construction of a new 4 lane divided, limited access roadway from SR 776 to Placida Road (CR 775). The first phase of the project is to construct two traffic signals: Winchester and SR776 and Winchester and CR775 (Placida Road).

**PROJECT RATIONALE (Include Additional LOS Detail, if necessary):**  
 This 3 mile section of arterial will serve as a link in the Cape Haze Peninsula storm evacuation system, connecting the southern portion of the peninsula with Interstate 75 via South River Road and, eventually, the Englewood Interstate Connector. This facility will also serve as a major traffic corridor to accommodate the expected population growth in West County.

**OPERATING BUDGET IMPACT:**

Additional operating costs as a result of annual activities for median maintenance, sweeping, mowing, vegetation control, sign inspection, sign maintenance and utilities (electric).	Total Length in Miles	3
	Lane Miles Added	12
	Lane Miles Rebuilt	0
	New Intersections Signalized	2
	New Intersection (Non-Signalized)	6

\*Future column is not programmed; it is listed for County planning purposes only.

	Prior Actual	Est FY19	Calc. for FY20			FY20	FY21	FY22	FY23	FY24	FY25	FUTURE*	Total
			Orig. FY20	Est c/o to FY20	New \$ FY20								

**LOS INFORMATION**  
 Adopted LOS D  
 Current LOS New Facility

**EXPENDITURE PLAN (000'S)**

Design/Arch/Eng	1,776	7		17	17								1,800
Land (or ROW)	5,631			68	-60	8							5,639
Mitigation Land	2,533												2,533
Construction	16,624	83		861	63	924							17,631
Utilities Construction	784												784
Internal Costs	1,192	50		-19	54	35							1,277
Interest	107												107
Other Fees & Costs													
<b>Total Project Cost</b>	<b>28,647</b>	<b>140</b>		<b>926</b>	<b>58</b>	<b>984</b>							<b>29,770</b>

**FUNDING PLAN (000'S)**

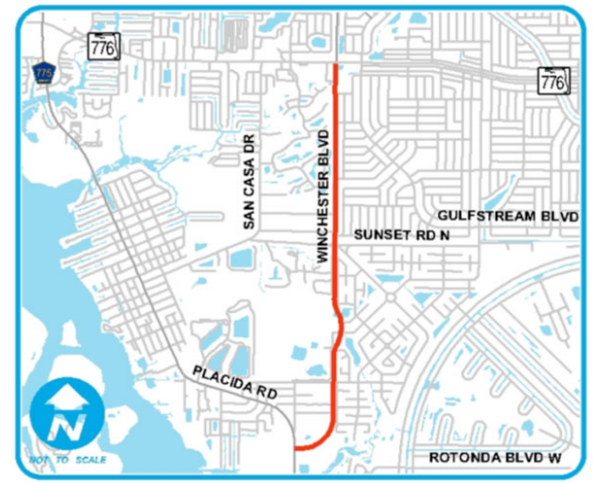
Gas Tax	1,223	140		866	118	984							2,346
Road Impact Fees	8,621			60	-60								8,621
Sales Tax 2002	11,992												11,992
Grants	6,614												6,614
Developer Contribution	21												21
Other	176												176
<b>Total Funding</b>	<b>28,647</b>	<b>140</b>		<b>926</b>	<b>58</b>	<b>984</b>							<b>29,770</b>

**LOAN REPAYMENT SCHEDULE (000'S)**

<b>Total Loan Repayment</b>													

**OPERATING BUDGET IMPACT (000'S)**

Personal Svc.						49	51	52	54	56			262
Non-personal Capital						30	31	32	33	34			159
<b>Total Operating</b>						<b>79</b>	<b>82</b>	<b>84</b>	<b>87</b>	<b>89</b>			<b>421</b>







This page intentionally left blank

FY2020 Capital Improvements Budget / FY 2020 - FY 2025 Project Detail													Project No.														
GENERAL PROJECT DATA:						COMPREHENSIVE PLAN INFORMATION:						PROJECT NEED CRITERIA		PROJECT SCHEDULE		FY20		FY21		FY22		FY23		FY24		FY25	
Project Title: Section R Public Works M & O Summary						Project listed in CIE?						Safety		Design/Arch													
Functional Area: Road Maintenance & Operations						Comp. Plan reference:						Mandate		Land/ROW													
Department: Public Works						LOS/Concurrency Related:						Replace		Construct													
Location:												Growth		Equipment													
PROJECT DESCRIPTION:													PROJECT RATIONALE (Include Additional LOS Detail, if necessary):														
OPERATING BUDGET IMPACT:													REPLACEMENT COUNTY PROPERTY NO.:														
		Calc. for FY20																									
		Prior Actual	Est FY19	Orig. FY20	Est c/o to FY20	New \$ FY20	FY20	FY21	FY22	FY23	FY24	FY25	FUTURE	Total													
EXPENDITURE PLAN (000'S)																											
Design/Arch/Eng																											
Land (or ROW)																											
Construction		13		611	125	-611	125	125	736	125	125	125	625	1,999													
Internal Costs		1												1													
Equipment																											
Total Project Cost		13		611	125	-611	125	125	736	125	125	125	625	2,000													
FUNDING PLAN (000'S)																											
Gas Tax		13		611	125	-611	125	125	736	125	125	125	625	2,000													
Other																											
MSBU Assessments																											
Ad Valorem																											
Native Tree Fund																											
Grants																											
Total Funding		13		611	125	-611	125	125	736	125	125	125	625	2,000													
LOAN REPAYMENT SCHEDULE (000'S)																											
Gas Tax Repayment																											
Total Loan Repayment																											
OPERATING BUDGET IMPACT (000'S)																											
Personal Svc.																											
Non-personal																											
Capital																											
Total Operating																											

**FY2020 Capital Improvements Budget / FY 2020 - FY 2025 Project Detail**

**Project No. c411414**

<b>GENERAL PROJECT DATA:</b>		Status Existing	<b>CONCURRENCY REQUIREMENTS</b> (Y/N)	<b>PROJECT NEED</b>	<b>PROJECT</b>	<b>FY20</b>	<b>FY21</b>	<b>FY22</b>	<b>FY23</b>	<b>FY24</b>	<b>FY25</b>
Project Title:	Sidewalk Rehab - for Compliance with Americans with Disabilities Act		Does project add new capacity? No	CRITERIA	SCHEDULE	1 2 3 4	1 2 3 4	1 2 3 4	1 2 3 4	1 2 3 4	1 2 3 4
Functional Area:	Pedestrian Circulation		Is project required to maintain level of service:	Safety	Desgn/Arch						
Department:	Public Works		- Within 5 years? List project in CIE No	Mandate	Land/ROW						
Location:	County Wide		- From 6 to 10 years? Monitor Annually No	Replace	Construct						
				Growth	Equipment						

**PROJECT DESCRIPTION:**  
 The 2008 Amendment to the Americans with Disabilities Act (ADA AA) has created guidelines to ensure that transportation facilities are constructed to a set of standards that ensures accessibility for the disabled. Sidewalks are one of the most common pieces of transportation infrastructure, yet if not accessible, they can pose great challenges and danger to anyone in a wheelchair or with crutches. Older sidewalks not meeting these standards need to be brought into compliance.

**PROJECT RATIONALE (Include Additional LOS Detail, if necessary):**  
 Charlotte County has many miles of sidewalk constructed prior to the enactment of ADA Amendments Act Title II (Americans with Disabilities Act) that need to be brought into compliance. The necessary corrections to the older sidewalks will be done in phases.

**OPERATING BUDGET IMPACT:**

**REPLACEMENT COUNTY PROPERTY NO.:**

	Prior Actual	Est FY19	Calc. for FY20			FY20	FY21	FY22	FY23	FY24	FY25	FUTURE	Total
			Orig. FY20	Est c/o to FY20	New \$ FY20								
<b>EXPENDITURE PLAN (000'S)</b>													
Design/Arch/Eng													
Land (or ROW)													
Construction	13		611	125	-611	125	125	736	125	125	125	625	1,999
Internal Costs	1												1
Landscaping													
Interest													
Other Fees & Costs													
<b>Total Project Cost</b>	<b>13</b>		<b>611</b>	<b>125</b>	<b>-611</b>	<b>125</b>	<b>125</b>	<b>736</b>	<b>125</b>	<b>125</b>	<b>125</b>	<b>625</b>	<b>2,000</b>
<b>FUNDING PLAN (000'S)</b>													
Gas Tax	13		611	125	-611	125	125	736	125	125	125	625	2,000
<b>Total Funding</b>	<b>13</b>		<b>611</b>	<b>125</b>	<b>-611</b>	<b>125</b>	<b>125</b>	<b>736</b>	<b>125</b>	<b>125</b>	<b>125</b>	<b>625</b>	<b>2,000</b>
<b>LOAN REPAYMENT SCHEDULE (000'S)</b>													
<b>Total Loan Repayment</b>													
<b>OPERATING BUDGET IMPACT (000'S)</b>													
Personal Svc.													
Non-personal													
Capital													
<b>Total Operating</b>													



This page intentionally left blank

**FY2020 Capital Improvements Budget / FY 2020 - FY 2025 Project Detail**

**Project No.**

**GENERAL PROJECT DATA:**

Project Title: Section T Public Works Lighting District  
 Functional Area: Greater Charlotte Street Lighting  
 Department: Public Works  
 Location: County Wide

**COMPREHENSIVE PLAN INFORMATION:**

Project listed in CIE?  
 Comp. Plan reference:  
 LOS/Concurrency Related:

**PROJECT NEED CRITERIA**

Safety  
 Mandate  
 Replace  
 Growth

**PROJECT SCHEDULE**

Desgn/Arch  
 Land/ROW  
 Construct  
 Equipment

FY20			FY21			FY22			FY23			FY24			FY25				
1	2	3	4	1	2	3	4	1	2	3	4	1	2	3	4	1	2	3	4

**PROJECT DESCRIPTION:**

**PROJECT RATIONALE (Include Additional LOS Detail, if necessary):**

**OPERATING BUDGET IMPACT:**

**REPLACEMENT COUNTY PROPERTY NO.:**

	Prior Actual	Est FY19	Calc. for FY20			FY20	FY21	FY22	FY23	FY24	FY25	FUTURE	Total
			Orig. FY20	Est c/o to FY20	New \$ FY20								
<b>EXPENDITURE PLAN (000'S)</b>													
Design/Arch/Eng				50		50							50
Land (or ROW)													
Construction				150		150							150
Internal Costs													
Equipment													
<b>Total Project Cost</b>				200		200							200
<b>FUNDING PLAN (000'S)</b>													
Ad valorem				200		200							200
<b>Total Funding</b>				200		200							200
<b>LOAN REPAYMENT SCHEDULE (000'S)</b>													
Gas Tax Repayment													
<b>Total Loan Repayment</b>													
<b>OPERATING BUDGET IMPACT (000'S)</b>													
Personal Svc.													
Non-personal													
Capital													
<b>Total Operating</b>													

**FY2020 Capital Improvements Budget / FY 2020 - FY 2025 Project Detail**

**Project No. c411801**

<b>GENERAL PROJECT DATA:</b>		Status Existing	<b>CONCURRENCY REQUIREMENTS</b> (Y/N)		<b>PROJECT NEED CRITERIA</b>	<b>PROJECT SCHEDULE</b>	<b>FY20</b>	<b>FY21</b>	<b>FY22</b>	<b>FY23</b>	<b>FY24</b>	<b>FY25</b>
Project Title:	Street Lighting LED Conversion Program		Does project add new capacity?	No			1 2 3 4	1 2 3 4	1 2 3 4	1 2 3 4	1 2 3 4	1 2 3 4
Functional Area:	Street Lighting		Is project required to maintain level of service:		Safety	Design/Arch						
Department:	Greater Charlotte Street Lighting		- Within 5 years? List project in CIE	N/A	Mandate	Land/ROW						
Location:	County Wide		- From 6 to 10 years? Monitor Annually	N/A	Replace X	Construct						
					Growth	Equipment						

**PROJECT DESCRIPTION:**  
 The first phase of the project will be to select a consulting firm to analyze the subject roadway corridors to retrofit the street lighting system to replace high pressure sodium fixtures with more efficient LED fixtures, and determine the most cost effective way to do the work.  
 One of two possible corridors will be selected for the first phase: Edgewater Drive, from US 41 to Harbor Blvd, or Kings Highway, from Harborview Road to Interstate 75. Once the cost to retrofit is known, one of the corridors will be selected for conversion.

**PROJECT RATIONALE (Include Additional LOS Detail, if necessary):**  
 The Board approved engineering consultant services to provide a cost comparison between lighting fixture types, including HPS (high pressure sodium) and LED (light emitting diode) lighting for turnpike, cobra head and decorative light fixtures. Subsequently, on September 27, 2016 the study was presented. The Board directed that the Lighting District pursue a program to change out the county-owned street lighting fixtures to fixtures with LED bulbs, using the most cost effective method possible.

**OPERATING BUDGET IMPACT:**

	Prior Actual	Est FY19	Calc. for FY20			FY20	FY21	FY22	FY23	FY24	FY25	FUTURE	Total
			Orig. FY20	Est c/o to FY20	New \$ FY20								
<b>EXPENDITURE PLAN (000'S)</b>													
Design/Arch/Eng				50		50							50
Land (or ROW)													
Construction				150		150							150
Internal Costs													
Equipment													
Interest													
Other Fees & Costs													
<b>Total Project Cost</b>				<b>200</b>		<b>200</b>							<b>200</b>
<b>FUNDING PLAN (000'S)</b>													
Ad valorem				200		200							200
Grants													
<b>Total Funding</b>				<b>200</b>		<b>200</b>							<b>200</b>
<b>LOAN REPAYMENT SCHEDULE (000'S)</b>													
<b>Total Loan Repayment</b>													
<b>OPERATING BUDGET IMPACT (000'S)</b>													
Personal Svc.													
Non-personal													
Capital													
<b>Total Operating</b>													



This page intentionally left blank

**FY2020 Capital Improvements Budget / FY 2020 - FY 2025 Project Detail**

**Project No.**

<b>GENERAL PROJECT DATA:</b>		<b>CONCURRENCY REQUIREMENTS:</b>				<b>PROJECT NEED</b>		<b>PROJECT SCHEDULE</b>													
Project Title: Section U Public Works MSBU/TU Summary		Does project add capacity (Y/N)?:				CRITERIA		SCHEDULE		FY20	FY21	FY22	FY23	FY24	FY25						
Functional Area: MSBU/TU		Is it required to maintain Level of Service:				Safety		Desgn/Arch		1	2	3	4	1	2	3	4	1	2	3	4
Department: Public Works/Engineering		W/in 5 years? List in CIE (Y/N):				Mandate		Land/ROW													
Location:		6 to 10 years? Monitor (Y/N):				Replace		Construct													
						Growth		Equipment													

**PROJECT DESCRIPTION:**

**OPERATING BUDGET IMPACT:**

**PROJECT RATIONALE (Include Additional LOS Detail, if necessary):**

	Prior Actual	Est FY19	Calc. for FY20		New \$ FY20	FY20	FY21	FY22	FY23	FY24	FY25	FUTURE	Total
			Orig. FY20	Est c/o to FY20									
<b>EXPENDITURE PLAN (000'S)</b>													
Design/Arch/Eng	5,694	242	50	1,977	1,581	3,608	495	450	450	450	400		11,788
Land (or ROW)	8			206	206								214
Construction	27,783		756	44,118	9,457	54,331	2,300	4,010	3,800	3,600	3,000	8,000	106,824
Internal Costs	3,959	1	103	1,742	-221	1,624	177	243	235	227	100	520	7,087
Equipment													
Legal Fees	87			-6	6								87
Interest	16	105	945	1,061	-955	1,051	943	820	700	574	442	480	5,132
Other Fees & Costs	2		56	-2	2	56	58	60	62	64	33		335
Permit Monitoring			182			182	185	188		171			726
<b>Total Project Cost</b>	<b>37,548</b>	<b>348</b>	<b>2,092</b>	<b>49,098</b>	<b>9,869</b>	<b>61,059</b>	<b>4,158</b>	<b>5,772</b>	<b>5,247</b>	<b>5,086</b>	<b>3,975</b>	<b>9,000</b>	<b>132,193</b>
<b>FUNDING PLAN (000'S)</b>													
MSBU/TU Assessments	27,993	-779	-4,959	20,404	5,377	20,822	3,088	4,702	4,177	4,016	3,455	9,000	76,474
Debt Proceeds	3,000			28,388	-2,288	26,100							29,100
Grants	4,431		3,096	3	2	3,101							7,532
Other	711												711
Ad Valorem	11	527	520	60	-46	534	520	520	520	520	520		3,672
BP Settlement Fund	1,402	49		49		49							1,500
FEMA			2,885			2,885							2,885
BIF		200	200			200	200	200	200	200			1,200
Tourist Development		350	350			350	350	350	350	350			2,100
Gas Tax				195		195							195
Other Government													
<b>Total Funding</b>	<b>37,548</b>	<b>348</b>	<b>2,092</b>	<b>49,098</b>	<b>3,045</b>	<b>54,235</b>	<b>4,158</b>	<b>5,772</b>	<b>5,247</b>	<b>5,086</b>	<b>3,975</b>	<b>9,000</b>	<b>125,369</b>
<b>LOAN REPAYMENT SCHEDULE (000'S)</b>													
Assessments		300	2,426		-1,939	488	3,127	3,127	3,127	3,127	3,127	7,667	24,091
Ad Valorem			930			930	930	930	930	930	930	930	6,510
<b>Total Loan Repayment</b>		<b>300</b>	<b>3,356</b>		<b>-1,939</b>	<b>1,418</b>	<b>4,057</b>	<b>4,057</b>	<b>4,057</b>	<b>4,057</b>	<b>4,057</b>	<b>8,597</b>	<b>30,601</b>
<b>OPERATING BUDGET IMPACT (000'S)</b>													
Personal Svc.			67			67	87	87	102	112	114		569
Non-personal		150	100	49		149	100	75	75	75	75		699
Capital													
<b>Total Operating</b>		<b>150</b>	<b>167</b>	<b>49</b>		<b>216</b>	<b>187</b>	<b>162</b>	<b>177</b>	<b>187</b>	<b>189</b>		<b>1,268</b>



**FY2020 Capital Improvements Budget / FY 2020 - FY 2025 Project Detail** **Project No. c391903**

<b>GENERAL PROJECT DATA:</b>		Status	New	<b>CONCURRENCY REQUIREMENTS</b> (Y/N)		<b>PROJECT NEED</b>	<b>PROJECT</b>	<b>FY20</b>	<b>FY21</b>	<b>FY22</b>	<b>FY23</b>	<b>FY24</b>	<b>FY25</b>
Project Title:	Caloosahatchee TMDL/BMAP (Basin Management Action Plan)	Does project add new capacity?	No			<b>CRITERIA</b>	<b>SCHEDULE</b>	1 2 3 4	1 2 3 4	1 2 3 4	1 2 3 4	1 2 3 4	1 2 3 4
Functional Area:	Stormwater	Is project required to maintain level of service:				Safety	Desgn/Arch						
Department:	Public Works	- Within 5 years? List project in CIE	No			Mandate	Land/ROW						
Location:	South Charl Stormwater, South County	- From 6 to 10 years? Monitor Annually	No			Replace	Construct						
						Growth	Equipment						

**PROJECT DESCRIPTION:**  
 In order to meet the requirements set forth by FDEP for the TMDL program, a consultant will be used to determine the requirements of the Caloosahatchee Basin Management Action Plan, and to then develop projects that will satisfy those requirements. Estimates for construction will be updated once the projects have been developed.

Funding is advanced from the General Fund until the impacted properties can be identified and a non-advalem MSBU assessment can be put into place to reimburse, and pay for the future implementation of projects.

**PROJECT RATIONALE (Include Additional LOS Detail, if necessary):**

"Draining to Lee" is the portion of eastern Charlotte County that drains into the Caloosahatchee through Lee County. The properties are not currently in any storm water MSBU.

FDEP has determined that Charlotte County needs to do more projects to fulfill the requirements for the TMDL. While we are currently performing education towards our TMDL requirement, the agency has determined more needs to be done.

**OPERATING BUDGET IMPACT:**

**REPLACEMENT COUNTY PROPERTY NO.:**

	Prior Actual	Est FY19	Calc. for FY20			FY20	FY21	FY22	FY23	FY24	FY25	FUTURE	Total
			Orig. FY20	Est c/o to FY20	New \$ FY20								
<b>EXPENDITURE PLAN (000'S)</b>													
Design/Arch/Eng	8	6	61	-49	12								26
Land (or ROW)													
Construction													
Internal Costs	3	1	-1	3	2								6
Equipment													
Interest													
Other Fees & Costs													
<b>Total Project Cost</b>	<b>11</b>	<b>7</b>	<b>60</b>	<b>-46</b>	<b>14</b>								<b>32</b>
<b>FUNDING PLAN (000'S)</b>													
MSBU/TU Assessments													
Ad Valorem	11	7	60	-46	14								32
<b>Total Funding</b>	<b>11</b>	<b>7</b>	<b>60</b>	<b>-46</b>	<b>14</b>								<b>32</b>
<b>LOAN REPAYMENT SCHEDULE (000'S)</b>													
<b>Total Loan Repayment</b>													
<b>OPERATING BUDGET IMPACT (000'S)</b>													
Personal Svc.													
Non-personal													
Capital													
<b>Total Operating</b>													

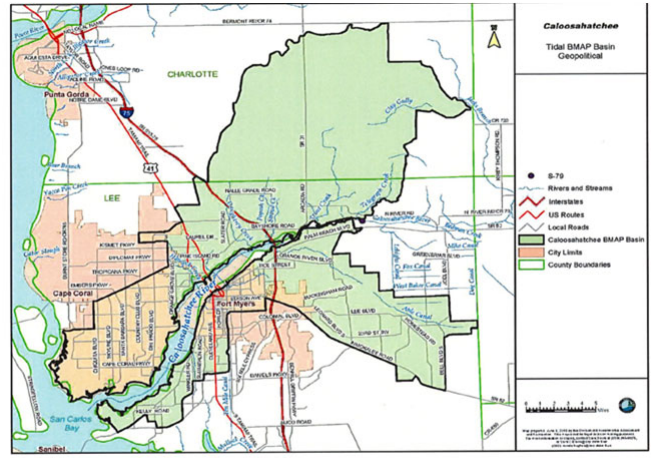


Figure 1. Caloosahatchee Estuary Basin

FY2020 Capital Improvements Budget / FY 2020 - FY 2025 Project Detail													Project No. c392001																																											
GENERAL PROJECT DATA:			Status New		CONCURRENCY REQUIREMENTS (Y/N)			PROJECT NEED CRITERIA		PROJECT SCHEDULE		FY20		FY21		FY22		FY23		FY24		FY25																																		
Project Title: Canal Sediment Removal-Mid County			Does project add new capacity? Yes/No			Safety		Design/Arch		1 2 3 4		1 2 3 4		1 2 3 4		1 2 3 4		1 2 3 4		1 2 3 4		1 2 3 4																																		
Functional Area: Stormwater			Is project required to maintain level of service:			Mandate		Land/ROW																																																
Department: Public Works/Engineering			- Within 5 years? List project in CIE Yes/No			Replace		Construct																																																
Location: Stormwater, Mid County			- From 6 to 10 years? Monitor Annually Yes/No			Growth		Equipment																																																
PROJECT DESCRIPTION:													PROJECT RATIONALE (Include Additional LOS Detail, if necessary):																																											
This project will provide for the engineering design and construction for the sediment removal, nutrient removal and vegetation removal in order to maintain positive drainage in the Mid County upland canals.													The canals included in this project were originally dredged approximately 60 years ago. Over the years, sediment has built up in the canals which contain nutrients that degrade the water quality as well as take up vital storage for stormwater runoff. This project will regrade the canals to their original design capacity and it is anticipated that by removing the nutrient rich sediment will improve water quality. The County is working with the FDEP in order to use this project to mitigate for any future TMDL that might be imposed upon these canals.																																											
Funding is provided from the Mid County Stormwater Unit.													REPLACEMENT COUNTY PROPERTY NO.:																																											
OPERATING BUDGET IMPACT:																																																								
<table border="1"> <thead> <tr> <th colspan="2"></th> <th colspan="5">Calc. for FY20</th> <th colspan="11"></th> </tr> <tr> <th>Prior Actual</th> <th>Est FY19</th> <th>Orig. FY20</th> <th>Est c/o to FY20</th> <th>New \$ FY20</th> <th></th> <th>FY20</th> <th>FY21</th> <th>FY22</th> <th>FY23</th> <th>FY24</th> <th>FY25</th> <th>FUTURE</th> <th>Total</th> </tr> </thead> </table>															Calc. for FY20																Prior Actual	Est FY19	Orig. FY20	Est c/o to FY20	New \$ FY20		FY20	FY21	FY22	FY23	FY24	FY25	FUTURE	Total												
		Calc. for FY20																																																						
Prior Actual	Est FY19	Orig. FY20	Est c/o to FY20	New \$ FY20		FY20	FY21	FY22	FY23	FY24	FY25	FUTURE	Total																																											
EXPENDITURE PLAN (000'S)													Proposed Canals:																																											
Design/Arch/Eng					200	200	100	100	100	100	100		700	Doolittle WW	Frederick WW																																									
Land (or ROW)														Rothschild WW	Theresa WW																																									
Construction					1,800	1,800	1,000	1,000	1,000	1,000	1,000		6,800	Crestwood WW	Bayshore WW (North of 41)																																									
Internal Costs					72	72	40	40	40	40	40	200	472	Willindon WW																																										
Equipment														Flamingo WW																																										
Interest														Como WW																																										
Other Fees & Costs														Courtland WW																																										
														Auburn WW																																										
														Pellam WW																																										
Total Project Cost					2,072	2,072	1,140	1,140	1,140	1,140	1,140	200	7,972	Crestview WW																																										
FUNDING PLAN (000'S)																																																								
MSBU/TU Assessments					2,072	2,072	1,140	1,140	1,140	1,140	1,140	200	7,972	Sunset WW																																										
														LionHeart WW																																										
														Dorchester WW																																										
														Niagara WW																																										
														Fordham WW																																										
														Morningstar WW																																										
														Haverhill WW																																										
														Elkcam WW																																										
														Yale WW																																										
Total Funding					2,072	2,072	1,140	1,140	1,140	1,140	1,140	200	7,972	Buffalo WW																																										
LOAN REPAYMENT SCHEDULE (000'S)																																																								
														Pompano WW																																										
														Delevan WW																																										
Total Loan Repayment																																																								
OPERATING BUDGET IMPACT (000'S)																																																								
Personal Svc.																																																								
Non-personal																																																								
Capital																																																								
Total Operating																																																								

**FY2020 Capital Improvements Budget / FY 2020 - FY 2025 Project Detail** **Project No. c392002**

<b>GENERAL PROJECT DATA:</b>		Status <b>New</b>	<b>CONCURRENCY REQUIREMENTS (Y/N)</b>		<b>PROJECT NEED CRITERIA</b>	<b>PROJECT SCHEDULE</b>	<b>FY20</b>	<b>FY21</b>	<b>FY22</b>	<b>FY23</b>	<b>FY24</b>	<b>FY25</b>
Project Title:	Canal Sediment Removal-West County		Does project add new capacity? Yes/No		Safety		1 2 3 4	1 2 3 4	1 2 3 4	1 2 3 4	1 2 3 4	1 2 3 4
Functional Area:	Stormwater		Is project required to maintain level of service:		Mandate	Design/Arch						
Department:	Public Works/Engineering		- Within 5 years? List project in CIE Yes/No		Replace	Land/ROW						
Location:	Stormwater, West County		- From 6 to 10 years? Monitor Annually Yes/No		Growth	Construct						
						Equipment						

**PROJECT DESCRIPTION:**  
 This project will provide for the engineering design and construction for the sediment removal, nutrient removal and vegetation removal in order to maintain positive drainage in the West County upland canals.  
  
 Funding is provided from the West County Stormwater Unit.

**PROJECT RATIONALE (Include Additional LOS Detail, if necessary):**  
 The canals included in this project were originally dredged approximately 60 years ago. Over the years, sediment has built up in the canals which contain nutrients that degrade the water quality as well as take up vital storage for stormwater runoff. This project will regrade the canals to their original design capacity and it is anticipated that by removing the nutrient rich sediment will improve water quality. The County is working with the FDEP in order to use this project to mitigate for any future TMDL that might be imposed upon these canals.

**OPERATING BUDGET IMPACT:**

**REPLACEMENT COUNTY PROPERTY NO.:**

	Prior Actual	Est FY19	Calc. for FY20			FY20	FY21	FY22	FY23	FY24	FY25	FUTURE	Total
			Orig. FY20	Est c/o to FY20	New \$ FY20								
<b>EXPENDITURE PLAN (000'S)</b>													
Design/Arch/Eng					100	100	100	100	100	100	100		600
Land (or ROW)													
Construction					750	750	500	500	500	500	500		3,250
Internal Costs					30	30	20	20	20	20	20		130
Equipment													
Interest													
Other Fees & Costs													
<b>Total Project Cost</b>					<b>880</b>	<b>880</b>	<b>620</b>	<b>620</b>	<b>620</b>	<b>620</b>	<b>620</b>		<b>3,980</b>
<b>FUNDING PLAN (000'S)</b>													
MSBU/TU Assessments					880	880	620	620	620	620	620		3,980
<b>Total Funding</b>					<b>880</b>	<b>880</b>	<b>620</b>	<b>620</b>	<b>620</b>	<b>620</b>	<b>620</b>		<b>3,980</b>
<b>LOAN REPAYMENT SCHEDULE (000'S)</b>													
<b>Total Loan Repayment</b>													
<b>OPERATING BUDGET IMPACT (000'S)</b>													
Personal Svc.													
Non-personal													
Capital													
<b>Total Operating</b>													

**Proposed Canals:**  
 Claremont WW  
 Butterford WW  
 Newgate WW  
 Blueberry Lake  
 March WW  
 Seamist WW  
 Memorial WW  
 Mighty Rotonda River  
 Rotonda Canals

**FY2020 Capital Improvements Budget / FY 2020 - FY 2025 Project Detail** **Project No. c391902**

<b>GENERAL PROJECT DATA:</b>		Status <span style="margin-left: 20px;">New</span>	<b>CONCURRENCY REQUIREMENTS</b> (Y/N)		<b>PROJECT NEED CRITERIA</b>	<b>PROJECT SCHEDULE</b>	<b>FY20</b>		<b>FY21</b>		<b>FY22</b>		<b>FY23</b>		<b>FY24</b>		<b>FY25</b>	
Project Title:	Don Pedro/Knight/Palm Island Re-nourishment		Does project add new capacity?	Yes/No			Safety	Design/Arch	1	2	3	4	1	2	3	4	1	2
Functional Area:	Stormwater/Dredging & Coastal Management		Is project required to maintain level of service:		Mandate	Land/ROW												
Department:	Public Works/Engineering		- Within 5 years? List project in CIE	Yes/No	Replace	Construct												
Location:	Don Pedro/Knight Island, West County		- From 6 to 10 years? Monitor Annually	Yes/No	Growth	Equipment												

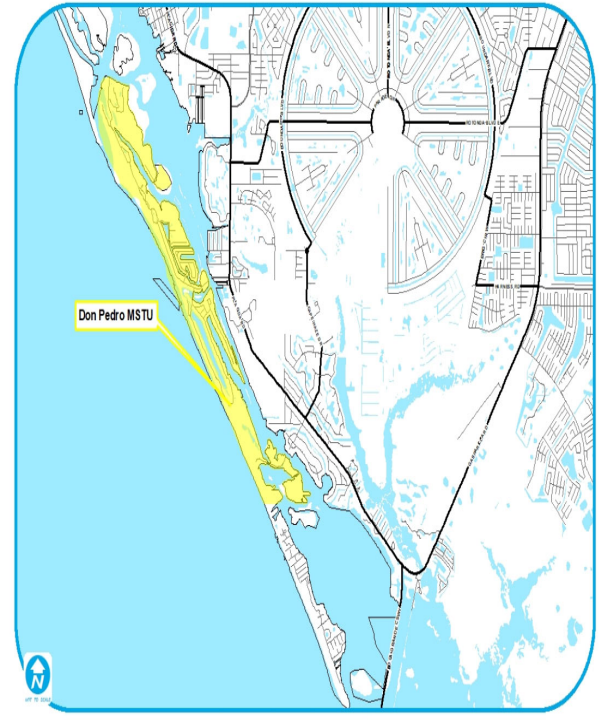
**PROJECT DESCRIPTION:**  
 To provide beach re-nourishment to Don Pedro/Knight/Palm Island. This project plan is not intended to represent all the revenues and expenditures to be incurred by the MSBU, but only those directly associated to the first beach renourishment. Assessments, ad valorem and grants will be used to repay the external loan. Future costs will be estimated when it is determined that another renourishment is needed.

**PROJECT RATIONALE (Include Additional LOS Detail, if necessary):**  
 To provide advanced protection against storm surge for Don Pedro/Knight/Palm Island.

**OPERATING BUDGET IMPACT:**

**REPLACEMENT COUNTY PROPERTY NO.:**

	Prior Actual	Est FY19	Calc. for FY20			FY20	FY21	FY22	FY23	FY24	FY25	FUTURE	Total
			Orig. FY20	Est c/o to FY20	New \$ FY20								
<b>EXPENDITURE PLAN (000'S)</b>													
Design/Arch/Eng			160	61	221								221
Land (or ROW)													
Construction			7,938		7,938								7,938
Internal Costs			318	-159	159								159
Permit Monitoring			23		23	23	23						69
Interest			225	252	-225	252	225	197	168	137	105	109	1,195
Other Fees & Costs			28		28	29	30	31	32	33			183
<b>Total Project Cost</b>			<b>276</b>	<b>8,668</b>	<b>-323</b>	<b>8,621</b>	<b>277</b>	<b>250</b>	<b>199</b>	<b>169</b>	<b>138</b>	<b>109</b>	<b>9,765</b>
<b>FUNDING PLAN (000'S)</b>													
MSBU/TU Assessments		-520	-6,224	772	1,965	-3,487	-243	-270	-321	-351	-382	109	-5,464
Ad Valorem		520	520			520	520	520	520	520	520		3,640
Debt Proceeds				7,896	-2,288	5,608							5,608
FEMA			2,885			2,885							2,885
Grants			3,096			3,096							3,096
<b>Total Funding</b>			<b>276</b>	<b>8,668</b>	<b>-323</b>	<b>8,621</b>	<b>277</b>	<b>250</b>	<b>199</b>	<b>169</b>	<b>138</b>	<b>109</b>	<b>9,765</b>
<b>LOAN REPAYMENT SCHEDULE (000'S)</b>													
Assessments							701	701	701	701	701	2,103	5,608
Ad Valorem													
<b>Total Loan Repayment</b>							<b>701</b>	<b>701</b>	<b>701</b>	<b>701</b>	<b>701</b>	<b>2,103</b>	<b>5,608</b>
<b>OPERATING BUDGET IMPACT (000'S)</b>													
Personal Svc.													
Non-personal													
Capital													
<b>Total Operating</b>													



**FY2020 Capital Improvements Budget / FY 2020 - FY 2025 Project Detail** **Project No. c411806**

<b>GENERAL PROJECT DATA:</b>		Status Existing	<b>CONCURRENCY REQUIREMENTS</b> (Y/N)		<b>PROJECT NEED CRITERIA</b>	<b>PROJECT SCHEDULE</b>	<b>FY20</b>	<b>FY21</b>	<b>FY22</b>	<b>FY23</b>	<b>FY24</b>	<b>FY25</b>		
Project Title:	Englewood East Sidewalks		Does project add new capacity?	No	Safety		1	2	3	4	1	2	3	4
Functional Area:	Pedestrian Mobility		Is project required to maintain level of service:		Mandate									
Department:	Public Works /Engineering		- Within 5 years? List project in CIE	N/A	Replace									
Location:	West County / Englewood East MSBU		- From 6 to 10 years? Monitor Annually	N/A	Growth	X								

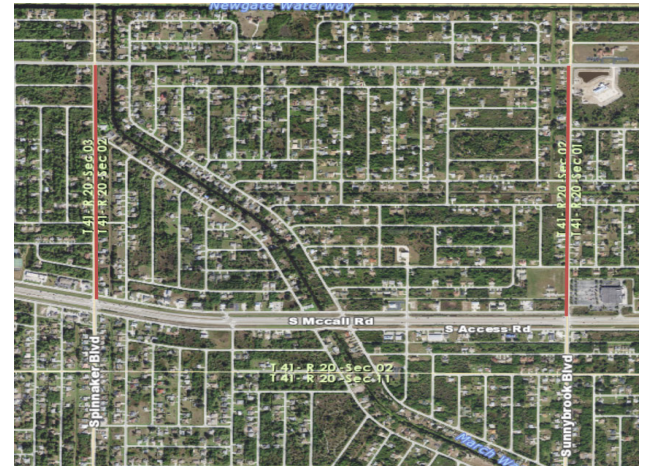
**PROJECT DESCRIPTION:**  
 1) Sidewalk Design along Spinnaker Blvd. and Sunnybrook Blvd. approximately 7,000 LF const in FY 20  
 2) Construct 8' Pathway on Oceanspray Blvd. Design was done with penny sale tax 8,000 LF const in FY 19

**PROJECT RATIONALE (Include Additional LOS Detail, if necessary):**  
 This project has been requested by the Englewood East MSBU.

**OPERATING BUDGET IMPACT:**  
 Mowing and edging of sidewalk will be funded by the MSBU

**REPLACEMENT COUNTY PROPERTY NO.:**

	Prior Actual	Est FY19	Calc. for FY20			FY20	FY21	FY22	FY23	FY24	FY25	FUTURE	Total
			Orig. FY20	Est c/o to FY20	New \$ FY20								
<b>EXPENDITURE PLAN (000'S)</b>													
Design/Arch/Eng	29	171			141	141							341
Land (or ROW)													
Construction			216	953	30	1,199							1,199
Internal Costs	10		6	28	14	48							58
Equipment													
Interest													
Other Fees & Costs													
<b>Total Project Cost</b>	<b>39</b>	<b>171</b>	<b>222</b>	<b>981</b>	<b>185</b>	<b>1,388</b>							<b>1,598</b>
<b>FUNDING PLAN (000'S)</b>													
MSBU/TU Assessments	39	171	222	981	185	1,388							1,598
<b>Total Funding</b>	<b>39</b>	<b>171</b>	<b>222</b>	<b>981</b>	<b>185</b>	<b>1,388</b>							<b>1,598</b>
<b>LOAN REPAYMENT SCHEDULE (000'S)</b>													
<b>Total Loan Repayment</b>													
<b>OPERATING BUDGET IMPACT (000'S)</b>													
Personal Svc.			40			40	40	40	40	40	41		241
Non-personal Capital													
<b>Total Operating</b>			<b>40</b>			<b>40</b>	<b>40</b>	<b>40</b>	<b>40</b>	<b>40</b>	<b>41</b>		<b>241</b>



FY2020 Capital Improvements Budget / FY 2020 - FY 2025 Project Detail

Project No. C390304

<b>GENERAL PROJECT DATA:</b>		Status Existing	<b>CONCURRENCY REQUIREMENTS:</b> (Y/N)		PROJECT NEED	PROJECT SCHEDULE	FY20	FY21	FY22	FY23	FY24	FY25						
Project Title:	Greater Port Charlotte Drainage Control		Does project add new capacity?		Yes	CRITERIA	1	2	3	4	1	2	3	4	1	2	3	4
Functional Area:	Structure Replacement		Is project required to maintain level of service:			Safety												
Department:	Stormwater Utility		- Within 5 years? List project in CIE		Yes	Mandate												
Location:	Public Works\Engineering		- From 6 to 10 years? Monitor Annually		No	Replace	X											
	Mid County Stormwater MSBU					Growth												

**PROJECT DESCRIPTION:**  
 This project will provide for the engineering design and construction of forty-three (43) road crossing/ water control structures for all local, non-capacity and capacity roads in the area. These need to be replaced due to condition or insufficient conveyance.

Funding is provided from assessments in the Mid Charlotte Stormwater Unit. CCU funds replacement of water and sewer crossings in a separate project.

**PROJECT RATIONALE (Include Additional LOS Detail, if necessary):**  
 The structures included in the replacement program are inadequate to convey the quantity of water required to maintain the level of service objectives or need to be replaced because of deterioration.

**OPERATING BUDGET IMPACT:**

--	--	--	--	--	--	--	--	--	--	--	--	--	--

**All locations shown as canal miles upstream of Charlotte Harbor:**  
**FUTURE LOCATIONS:**  
**FY19 Planned**  
 Haverhill 4.84, Peachland Blvd., Construction FY19  
 Haverhill 5.72, Bachmann Blvd., Construction FY19  
 Elkcam 4.56, Peachland Blvd., Design FY19  
**FY20 Planned**  
 Elkcam 4.56, Peachland Blvd., Construction FY20

	Prior Actual	Est FY19	Calc. for FY20			FY20	FY21	FY22	FY23	FY24	FY25	FUTURE	Total
			Orig. FY20	Est c/o to FY20	New \$ FY20								
<b>EXPENDITURE PLAN (000'S)</b>													
Design/Arch/Eng	2,491			359	-59	300							2,791
Land (or ROW)	8			206		206							214
Construction	25,472			8,192	-2,000	6,192							31,664
Internal Costs	2,755			289		289							3,044
Equipment													
Interest													
Other Fees & Costs	2			-2	2								2
<b>Total Project Cost</b>	<b>30,728</b>			<b>9,044</b>	<b>-2,057</b>	<b>6,987</b>							<b>37,715</b>

<b>FUNDING PLAN (000'S)</b>													
MSBU/TU Assessments	25,590			9,044	-2,057	6,987							32,577
Grants	4,427												4,427
Other	711												711
<b>Total Funding</b>	<b>30,728</b>			<b>9,044</b>	<b>-2,057</b>	<b>6,987</b>							<b>37,715</b>

**COMPLETED**  
 Elkcam 3.45  
 Morningstar 2.50  
 Yale 3.90  
 Niagara 2.90, Beacon Dr.  
 Elkcam 2.15, Olean Blvd.  
 Fordham 2.49, Olean Blvd.  
 Niagara 3.48, Olean Blvd.  
 Elkcam 3.0, Birchcrest  
 Fordham 3.21, Conway Blvd.  
 Elkcam 2.67, Gibraltar  
 Dorchester 3.70, Quesada  
 Morningstar 3.91, Quesada  
 Sunset 4.27, Peachland Ave.  
**COMPLETED (Cont'd)**  
 Sunset 5.28, Hillsborough Blvd.  
 Lionhart 2.87, Forrest Nelson Blvd.  
 Sunrise 4.70, Kenilworth Blvd.  
 Lionhart 3.52, Forrest Nelson Blvd.  
 Fordham 3.86, Midway Blvd.  
 Dorchester 4.22, Peachland  
 Morningstar 4.42, Peachland  
 Dorchester 4.75, Bachmann Blvd.  
 Morningstar 5.08, Bachmann Blvd.  
 Haverhill 4.33, Quesada Ave.  
 Sunset 3.65, Forrest Nelson Blvd.  
 Dorchester 4.89, Kenilworth Blvd. (failed 11/30/13)  
 Sunrise WW , Gertrude Avenue  
 Lionheart 4.03, Peachland Blvd.  
 Fordham 4.60, Quasar Ave.  
 Niagara 5.09, Quasar Blvd.  
 Fordham 5.11, Peachland Blvd.  
 Niagara 5.72, Peachland Blvd.  
 Hillsborough Blvd 50% cost share w/CNP

<b>LOAN REPAYMENT SCHEDULE (000'S)</b>													
<b>Total Loan Repayment</b>													

<b>OPERATING BUDGET IMPACT (000'S)</b>													
Personal Svc.													
Non-personal													
Capital													
<b>Total Operating</b>													

**In Progress Spring, 2019**  
 Lionheart 5.04, Hillsborough Blvd. Haverhill, 4.84, Peachland (Design)  
 Lionhart 4.34, Kenilworth Haverhill, 5.72, Bachmann (Design)

**FY2020 Capital Improvements Budget / FY 2020 - FY 2025 Project Detail**

**Project No. c411811**

<b>GENERAL PROJECT DATA:</b>		Status Existing	<b>CONCURRENCY REQUIREMENTS</b> (Y/N)		<b>PROJECT NEED</b>	<b>PROJECT SCHEDULE</b>	<b>FY20</b>	<b>FY21</b>	<b>FY22</b>	<b>FY23</b>	<b>FY24</b>	<b>FY25</b>
Project Title:	GPC Dorchester Sidewalks		Does project add new capacity?	No	Criteria		1 2 3 4	1 2 3 4	1 2 3 4	1 2 3 4	1 2 3 4	1 2 3 4
Functional Area:	Pedestrian Mobility	Is project required to maintain level of service:			Safety	x	Design/Arch					
Department:	Public Works/Engineering	- Within 5 years? List project in CIE			Mandate	x	Land/ROW					
Location:	GPC MSBU, Mid County	- From 6 to 10 years? Monitor Annually			Replace		Construct					
					Growth		Equipment					

**PROJECT DESCRIPTION:**  
 Sidewalk design and construction along Dorchester Street in the Greater Port Charlotte MSBU, for approximately 11,660 linear feet of new sidewalk.  
 Dorchester St from Bachmann Blvd to Yancy St - 9,460 lf  
 Yancy St from Dorchester St to Midway Blvd - 305 lf  
 Bachmann Blvd from Dorchester St to Atwater St - 1,895 lf

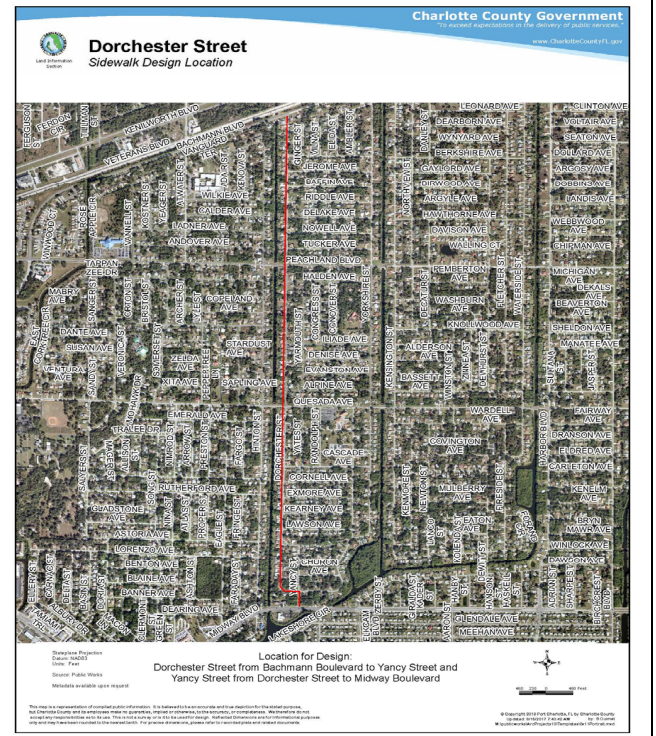
**PROJECT RATIONALE (Include Additional LOS Detail, if necessary):**

This project has been requested by Administration and the GPC MSBU advisory committee.

**OPERATING BUDGET IMPACT:**

Mowing and edging of sidewalks will be funded by the MSBU

	Prior Actual	Est FY19	Calc. for FY20			FY20	FY21	FY22	FY23	FY24	FY25	FUTURE	Total
			Orig. FY20	Est c/o to FY20	New \$ FY20								
<b>EXPENDITURE PLAN (000'S)</b>													
Design/Arch/Eng				225	-50	175							175
Land (or ROW)													
Construction			540		335	875							875
Internal Costs	5		22	4	17	43							48
Equipment													
Interest													
Survey													
Other Fees & Costs													
<b>Total Project Cost</b>	<b>5</b>		<b>562</b>	<b>229</b>	<b>302</b>	<b>1,093</b>							<b>1,098</b>
<b>FUNDING PLAN (000'S)</b>													
MSBU/TU Assessments	5		562	229	302	1,093							1,098
<b>Total Funding</b>	<b>5</b>		<b>562</b>	<b>229</b>	<b>302</b>	<b>1,093</b>							<b>1,098</b>
<b>LOAN REPAYMENT SCHEDULE (000'S)</b>													
<b>Total Loan Repayment</b>													
<b>OPERATING BUDGET IMPACT (000'S)</b>													
Personal Svc.			7			7	7	7	7	7	8		43
Non-personal													
Capital													
<b>Total Operating</b>			<b>7</b>			<b>7</b>	<b>7</b>	<b>7</b>	<b>7</b>	<b>7</b>	<b>8</b>		<b>43</b>



**FY2020 Capital Improvements Budget / FY 2020 - FY 2025 Project Detail** **Project No. c412001**

<b>GENERAL PROJECT DATA:</b>		Status	New	<b>CONCURRENCY REQUIREMENTS (Y/N)</b>		<b>PROJECT NEED CRITERIA</b>	<b>PROJECT SCHEDULE</b>	<b>FY20</b>	<b>FY21</b>	<b>FY22</b>	<b>FY23</b>	<b>FY24</b>	<b>FY25</b>		
Project Title:	GPC Sidewalks			Does project add new capacity?	No	Safety	Design/Arch	1	2	3	4	1	2	3	4
Functional Area:	Pedestrian Mobility			Is project required to maintain level of service:		Mandate	Land/ROW								
Department:	Public Works/Engineering			- Within 5 years? List project in CIE	No	Replace	Construct								
Location:	GPC MSBU, Mid County			- From 6 to 10 years? Monitor Annually	No	Growth	Equipment								

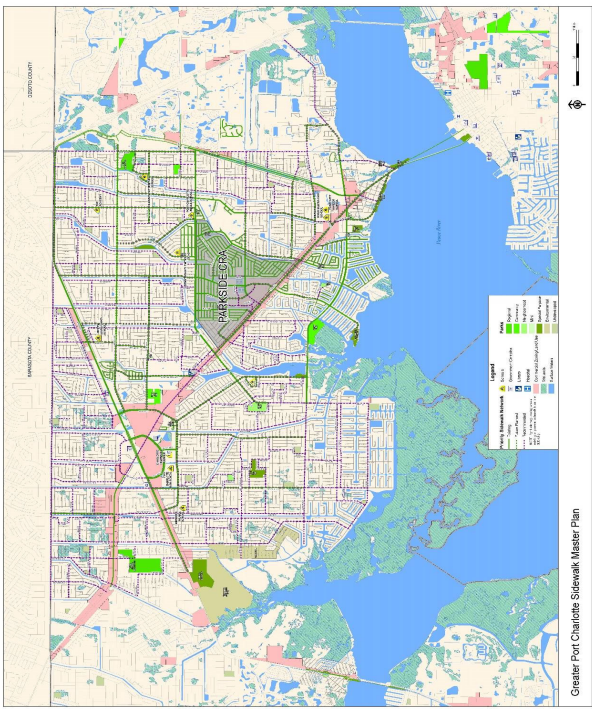
**PROJECT DESCRIPTION:**  
Sidewalk design and construction in the Greater Port Charlotte MSBU. Selection of roads to construct sidewalks on will be chosen from the GPC Sidewalk Master Plan that was developed for the GPC MSBU beginning with school priority.

**PROJECT RATIONALE (Include Additional LOS Detail, if necessary):**  
GPC Sidewalk Master plan was created to assist the MSBU with identifying a priority sidewalk network.  
  
Selection of roads will begin with school priority.

**OPERATING BUDGET IMPACT:**  
Operating Impacts will be funded by the MSBU.

**REPLACEMENT COUNTY PROPERTY NO.:**

	Prior Actual	Est FY19	Calc. for FY20		FY20	FY21	FY22	FY23	FY24	FY25	FUTURE	Total
			Orig. FY20	Est c/o to FY20								
<b>EXPENDITURE PLAN (000'S)</b>												
Design/Arch/Eng					200	200	200	200	200	200		1,200
Land (or ROW)												
Construction					800	800	800	800	800	800		4,800
Internal Costs					40	40	40	40	40	40		240
Equipment												
Interest												
Other Fees & Costs												
<b>Total Project Cost</b>					<b>1,040</b>	<b>1,040</b>	<b>1,040</b>	<b>1,040</b>	<b>1,040</b>	<b>1,040</b>	<b>1,040</b>	<b>6,240</b>
<b>FUNDING PLAN (000'S)</b>												
MSBU/TU Assessments					1,040	1,040	1,040	1,040	1,040	1,040		6,240
<b>Total Funding</b>					<b>1,040</b>	<b>1,040</b>	<b>1,040</b>	<b>1,040</b>	<b>1,040</b>	<b>1,040</b>		<b>6,240</b>
<b>LOAN REPAYMENT SCHEDULE (000'S)</b>												
<b>Total Loan Repayment</b>												
<b>OPERATING BUDGET IMPACT (000'S)</b>												
Personal Svc.												
Non-personal Capital												
<b>Total Operating</b>												





**FY2020 Capital Improvements Budget / FY 2020 - FY 2025 Project Detail**

**Project No. c411803**

<b>GENERAL PROJECT DATA:</b>		Status Existing	<b>CONCURRENCY REQUIREMENTS (Y/N)</b>		<b>PROJECT NEED</b>	<b>PROJECT SCHEDULE</b>	<b>FY20</b>	<b>FY21</b>	<b>FY22</b>	<b>FY23</b>	<b>FY24</b>	<b>FY25</b>
Project Title:	Grove City Sidewalk - Ave Americas and San Casa Ave Americas to Worth		Does project add new capacity?	Yes/No	<b>CRITERIA</b>		1 2 3 4	1 2 3 4	1 2 3 4	1 2 3 4	1 2 3 4	1 2 3 4
Functional Area:	Pedestrian Mobility		Is project required to maintain level of service:		Safety	Design/Arch						
Department:	Public Works /Engineering		- Within 5 years? List project in CIE	Yes/No	Mandate	Land/ROW						
Location:	Grove City & San Casa Ave Americas, West		- From 6 to 10 years? Monitor Annually	Yes/No	Replace	Construct						
					Growth	Equipment						

**PROJECT DESCRIPTION:**  
 Sidewalk and lighting design and construction along Avenue of the Americas in Grove City ,from Winchester Blvd. to San Casa Dr. and San Casa Dr. North to Worth Ave. Construction will begin in FY19.  
 Avenue of the Americas 2553 l.f.  
 San Casa Drive 1437 l.f.

Funds are coming from Gas Tax and MSBU

**PROJECT RATIONALE (Include Additional LOS Detail, if necessary):**  
 This project has been requested by the Grove City MSBU. The San Casa segment was added to service the new West County Annex.

175 With no lighting  
 250 With lighting

**OPERATING BUDGET IMPACT:**  
 Mowing and edging of Avenue Americas sidewalk will be funded by the MSBU

**REPLACEMENT COUNTY PROPERTY NO.:**

	Prior Actual	Est FY19	Calc. for FY20		New \$ FY20	FY20	FY21	FY22	FY23	FY24	FY25	FUTURE	Total
			Orig. FY20	Est c/o to FY20									
<b>EXPENDITURE PLAN (000'S)</b>													
Design/Arch/Eng	6	15		114		114							135
Land (or ROW)													
Construction	5			390	130	520							525
Internal Costs				13		13							13
Equipment													
Interest													
Other Fees & Costs													
<b>Total Project Cost</b>	<b>11</b>	<b>15</b>		<b>517</b>	<b>130</b>	<b>647</b>							<b>673</b>
<b>FUNDING PLAN (000'S)</b>													
MSBU/TU Assessments	11	15		322	130	452							478
Gas Tax				195		195							195
<b>Total Funding</b>	<b>11</b>	<b>15</b>		<b>517</b>	<b>130</b>	<b>647</b>							<b>673</b>
<b>LOAN REPAYMENT SCHEDULE (000'S)</b>													
<b>Total Loan Repayment</b>													
<b>OPERATING BUDGET IMPACT (000'S)</b>													
Personal Svc.				20		20	20	20	20	20	20		120
Non-personal													
Capital													
<b>Total Operating</b>				<b>20</b>		<b>40</b>	<b>20</b>	<b>20</b>	<b>20</b>	<b>20</b>	<b>20</b>		<b>120</b>



**FY2020 Capital Improvements Budget / FY 2020 - FY 2025 Project Detail** Project No. **c411808**

<b>GENERAL PROJECT DATA:</b>		Status Existing	<b>CONCURRENCY REQUIREMENTS</b> (Y/N)	<b>PROJECT NEED CRITERIA</b>	<b>PROJECT SCHEDULE</b>	<b>FY20</b>	<b>FY21</b>	<b>FY22</b>	<b>FY23</b>	<b>FY24</b>	<b>FY25</b>
Project Title:	Gulf Cove Pathways		Does project add new capacity? Yes/No	Safety	Desgn/Arch	1 2 3 4	1 2 3 4	1 2 3 4	1 2 3 4	1 2 3 4	1 2 3 4
Functional Area:	Pedestrian Mobility		Is project required to maintain level of service:	Mandate	Land/ROW						
Department:	Public Works Engineering		- Within 5 years? List project in CIE Yes/No	Replace	Construct						
Location:	Gulf Cove, West County		- From 6 to 10 years? Monitor Annually Yes/No	Growth	Equipment						

**PROJECT DESCRIPTION:** This project is to design and construct 8' multi-use pathways along the following:

1) David Blvd (Holton Ter. To Forseman Blvd)	14,400 LF	Construction in phases
2) Gillot Blvd. (SR776 to David Blvd)	9,800 LF	Phase 1 Gilliot Blvd.
3) Forseman Blvd. (David Blvd. to Holton Ter.)	9,735 LF	Phase 2 David Blvd.
4) Holton Ter (Forseman Blvd to David Blvd)	2,100 LF	Phase 3 Forseman Blvd and Holton Ter.
<b>Total</b>	<b>36,035 LF</b>	

**PROJECT RATIONALE (Include Additional LOS Detail, if necessary):**  
The Gulf Cove committee requested that sidewalks be constructed.

**OPERATING BUDGET IMPACT:**  
  
Mowing and edging to be funded by the MSBU

**REPLACEMENT COUNTY PROPERTY NO.:**

	Prior Actual	Est FY19	Calc. for FY20			FY20	FY21	FY22	FY23	FY24	FY25	FUTURE	Total
			Orig. FY20	Est c/o to FY20	New \$ FY20								
<b>EXPENDITURE PLAN (000'S)</b>													
Design/Arch/Eng	34		216		40	256							290
Land (or ROW)													
Construction							1,710	1,500	1,300				4,510
Internal Costs	6		4		-4		68	60	52				187
Equipment													
Interest													
Other Fees & Costs													
<b>Total Project Cost</b>	<b>40</b>		<b>220</b>		<b>36</b>	<b>256</b>	<b>1,778</b>	<b>1,560</b>	<b>1,352</b>				<b>4,987</b>
<b>FUNDING PLAN (000'S)</b>													
MSBU/TU Assessments	40		220		36	256	1,778	1,560	1,352				4,987
<b>Total Funding</b>	<b>40</b>		<b>220</b>		<b>36</b>	<b>256</b>	<b>1,778</b>	<b>1,560</b>	<b>1,352</b>				<b>4,987</b>
<b>LOAN REPAYMENT SCHEDULE (000'S)</b>													
<b>Total Loan Repayment</b>													
<b>OPERATING BUDGET IMPACT (000'S)</b>													
Personal Svc.							20	20	35	45	45		165
Non-personal													
Capital													
<b>Total Operating</b>							<b>20</b>	<b>20</b>	<b>35</b>	<b>45</b>	<b>45</b>		<b>165</b>



**FY2020 Capital Improvements Budget / FY 2020 - FY 2025 Project Detail**

<b>GENERAL PROJECT DATA:</b>		Status Existing	<b>CONCURRENCY REQUIREMENTS</b> (Y/N)		PROJECT NEED	PROJECT SCHEDULE	FY20	FY21	FY22	FY23	FY24	FY25
Project Title:	Lake 1 Excavation for Three Lakes Project		Does project add new capacity?		YES	CRITERIA	1 2 3 4	1 2 3 4	1 2 3 4	1 2 3 4	1 2 3 4	1 2 3 4
Functional Area:	Stormwater		Is project required to maintain level of service:			Safety						
Department:	Public Works/Engineering		- Within 5 years? List project in CIE		YES	Mandate						
Location:	Mid County Stormwater MSBU		- From 6 to 10 years? Monitor Annually		NO	Replace						
						Growth						

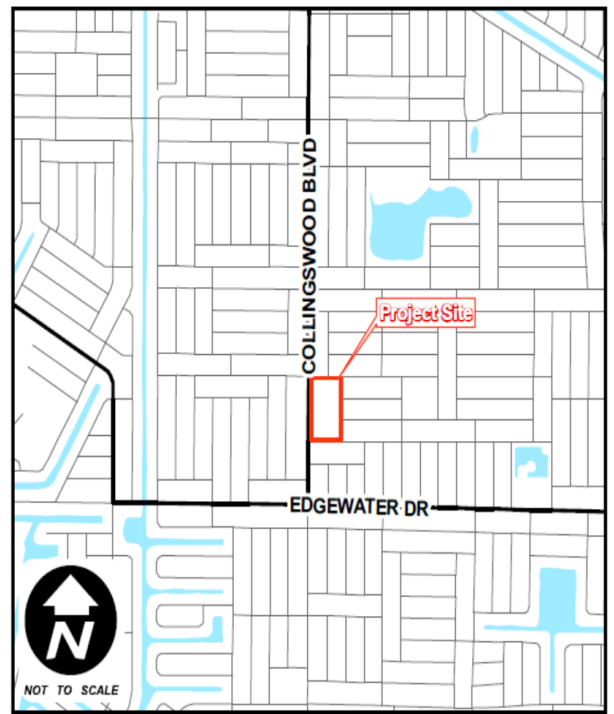
**PROJECT DESCRIPTION:**  
This project will provide for the engineering design and construction of Lake 1 excavation that is part of the Three Lakes stormwater system.

**PROJECT RATIONALE (Include Additional LOS Detail, if necessary):**  
Lake 1 of the Three Lakes Stormwater system was never fully excavated so the drainage system has not been operating to it's full extent.

**OPERATING BUDGET IMPACT:**  
Operating costs will include mowing along the banks of the lake.

REPLACEMENT COUNTY PROPERTY NO.:

	Prior Actual	Est FY19	Calc. for FY20		FY20	FY21	FY22	FY23	FY24	FY25	FUTURE	Total
			Orig. FY20	Est c/o to FY20								
<b>EXPENDITURE PLAN (000'S)</b>												
Design/Arch/Eng	37			13	13							50
Land (or ROW)												
Construction				500	500							500
Internal Costs	11			9	9							20
Equipment												
Interest												
Other Fees & Costs												
<b>Total Project Cost</b>	<b>49</b>			<b>521</b>	<b>521</b>							<b>570</b>
<b>FUNDING PLAN (000'S)</b>												
MSBU/TU Assessments	49			521	521							570
<b>Total Funding</b>	<b>49</b>			<b>521</b>	<b>521</b>							<b>570</b>
<b>LOAN REPAYMENT SCHEDULE (000'S)</b>												
<b>Total Loan Repayment</b>												
<b>OPERATING BUDGET IMPACT (000'S)</b>												
Personal Svc.												
Non-personal												
Capital												
<b>Total Operating</b>												



FY2020 Capital Improvements Budget / FY 2020 - FY 2025 Project Detail

Project No. c391601

<b>GENERAL PROJECT DATA:</b>		Status Existing	<b>CONCURRENCY REQUIREMENTS</b> (Y/N)		<b>PROJECT NEED CRITERIA</b>		<b>PROJECT SCHEDULE</b>		FY20	FY21	FY22	FY23	FY24	FY25		
Project Title:	Manasota Key Beach Nourishment		Does project add new capacity? No		Safety		Design/Arch		1	2	3	4	1	2	3	4
Functional Area:	Stormwater/Dredging & Coastal Management		Is project required to maintain level of service:		Mandate		Land/ROW									
Department:	Public Works/Engineering		- Within 5 years? List project in CIE No		Maint X		Construct									
Location:	North Manasota Key, West County		- From 6 to 10 years? Monitor Annually No		Growth		Equipment									

**PROJECT DESCRIPTION:**

The Manasota Key beach nourishment project is to provide the properties outside the influence of Stump Pass and not within the scope of the Charlotte County Beach Nourishment permit (present or future) the means to develop a parallel program. These properties have experienced beach erosion and the citizens effected have expressed the desire for County assistance. The Feasibility Study will serve to possibly expand the project in the future if all Stakeholders agree to the scope and associated fees. A potential new long term management plan would be the outcome of the study.

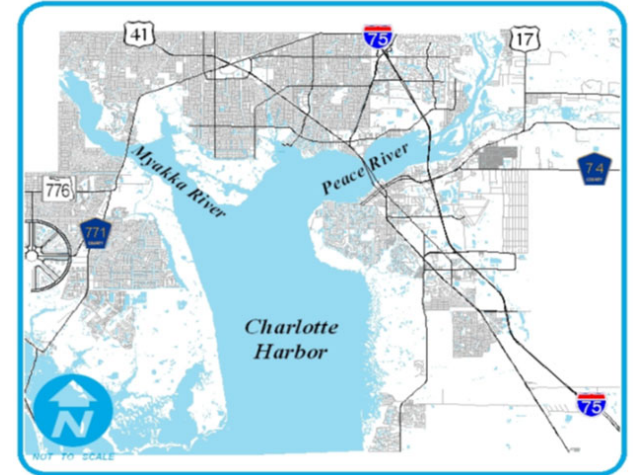
**PROJECT RATIONALE (Include Additional LOS Detail, if necessary):**

Funding is needed for a feasibility study. It is proposed to fund the initial study from general revenues, to be repaid in the future if an MSBU funding source can be established.

**OPERATING BUDGET IMPACT:**

Assessments and ad valorem will repay the external loan. Assessments will repay the BP Settlement fund.

	Prior Actual	Est FY19	Calc. for FY20			FY20	FY21	FY22	FY23	FY24	FY25	FUTURE	Total
			Orig. FY20	Est c/o to FY20	New \$ FY20								
<b>EXPENDITURE PLAN (000'S)</b>													
Design/Arch/Eng	1,932	49		-371	907	536	45						2,562
Legal Fees	87			-6	6								87
Construction				21,317	6,123	27,440							27,440
Internal Costs	7			855	-307	548	2						557
Permit Monitoring			159			159	162	165		171			657
Interest			624	698	-624	698	624	546	465	380	291	300	3,303
Other Fees & Costs			28			28	29	30	31	32			150
<b>Total Project Cost</b>	<b>2,027</b>	<b>49</b>	<b>811</b>	<b>22,493</b>	<b>6,105</b>	<b>29,409</b>	<b>862</b>	<b>741</b>	<b>496</b>	<b>583</b>	<b>291</b>	<b>300</b>	<b>34,757</b>
<b>FUNDING PLAN (000'S)</b>													
MSBU/TU Assessments	625	-550	261	1,952	-719	1,493	312	191	-54	33	291	300	2,640
Ad Valorem													
Debt Proceeds				20,493		20,493							20,493
BP Settlement Fund	1,402	49		49		49							1,500
Tourist Development		350	350			350	350	350	350	350			2,100
BIF		200	200			200	200	200	200	200			1,200
Sarasota Reimbursement					6,824	6,824							6,824
<b>Total Funding</b>	<b>2,027</b>	<b>49</b>	<b>811</b>	<b>22,493</b>	<b>6,105</b>	<b>29,409</b>	<b>862</b>	<b>741</b>	<b>496</b>	<b>583</b>	<b>291</b>	<b>300</b>	<b>34,757</b>
<b>LOAN REPAYMENT SCHEDULE (000'S)</b>													
Assessments			2,126		-1,939	188	2,126	2,126	2,126	2,126	2,126	4,664	15,483
Ad Valorem			930			930	930	930	930	930	930	930	6,510
<b>Total Loan Repayment</b>			<b>3,056</b>		<b>-1,939</b>	<b>1,118</b>	<b>3,056</b>	<b>3,056</b>	<b>3,056</b>	<b>3,056</b>	<b>3,056</b>	<b>5,594</b>	<b>21,993</b>
<b>OPERATING BUDGET IMPACT (000'S)</b>													
Personal Svc.													
Non-personal													
Capital													
<b>Total Operating</b>													



FY2020 Capital Improvements Budget / FY 2020 - FY 2025 Project Detail

Project No. c411406

<b>GENERAL PROJECT DATA:</b>		Status Existing	<b>CONCURRENCY REQUIREMENTS:</b>		(Y/N)	<b>PROJECT NEED CRITERIA</b>		<b>PROJECT SCHEDULE</b>		FY20	FY21	FY22	FY23	FY24	FY25
Project Title:	Manasota Key Community Plan		Does project add new capacity?	No		Safety	Design/Arch	1	2	3	4	1	2	3	4
Functional Area:	Community Development		Is project required to maintain level of service:	No		Mandate	Land/ROW								
Department:	Public Works\Engineering		- Within 5 years? List project in CIE	No		Replace	Construct								
Location:	Manasota Key MSTU/West County		- From 6 to 10 years? Monitor Annually			Maint	Equipment								

**PROJECT DESCRIPTION:**  
 To prepare a community plan for Manasota Key, at the direction of the Community Plan Advisory Committee. Construction costs are estimated and will be updated when ideas formulated within the plan are scheduled to be constructed. For FY2015, construction of top priorities in the conceptual plan, including updating crosswalks, bike lanes, sidewalks, on-street parking, lighting replacement and stormwater redesign.

Phasing include Gulf Blvd Sidewalks and North Beach Road Improvements. Mid Block crosswalks were completed prior to phasing.

**PROJECT RATIONALE (Include Additional LOS Detail, if necessary):**  
 The community of Manasota Key has created an Advisory Committee in order to develop and implement a community plan to enhance the area.

**OPERATING BUDGET IMPACT:**  
 Estimated impacts on maint of sidewalks, sweeping, water and electric for decorative lighting.

**REPLACEMENT COUNTY PROPERTY NO.:**

	Prior Actual	Est FY19	Calc. for FY20		FY20	FY21	FY22	FY23	FY24	FY25	FUTURE	Total
			Orig. FY20	Est c/o to FY20								
<b>EXPENDITURE PLAN (000'S)</b>												
Design/Arch/Eng	250			25	25							276
Land (or ROW)												
Construction	39		1,173	300	1,473					700		2,212
Internal Costs	69		43		43							111
Equipment												
Interest												
Other Fees & Costs												
<b>Total Project Cost</b>	<b>358</b>		<b>1,216</b>	<b>325</b>	<b>1,541</b>					<b>700</b>		<b>2,599</b>
<b>FUNDING PLAN (000'S)</b>												
MSBU/TU Assessments	358		1,216	325	1,541					700		2,599
<b>TOTAL FUNDING</b>	<b>358</b>		<b>1,216</b>	<b>325</b>	<b>1,541</b>					<b>700</b>		<b>2,599</b>
<b>LOAN REPAYMENT SCHEDULE (000'S)</b>												
<b>TOTAL LOAN REPAYMENT</b>												
<b>OPERATING BUDGET IMPACT (000'S)</b>												
Personal Svc.			25	49	74	25						99
Non-personal Capital												
<b>Total Operating</b>			<b>25</b>	<b>49</b>	<b>74</b>	<b>25</b>						<b>99</b>



**FY2020 Capital Improvements Budget / FY 2020 - FY 2025 Project Detail** **Project No. c390202**

<b>GENERAL PROJECT DATA:</b>		Status Existing	<b>CONCURRENCY REQUIREMENTS:</b> (Y/N)		<b>PROJECT NEED CRITERIA</b>	<b>PROJECT SCHEDULE</b>	<b>FY20</b>	<b>FY21</b>	<b>FY22</b>	<b>FY23</b>	<b>FY24</b>	<b>FY25</b>
Project Title:	National Pollution Discharge Elimination Pgm		Does project add new capacity?	No	Safety	Desgn/Arch	1 2 3 4	1 2 3 4	1 2 3 4	1 2 3 4	1 2 3 4	1 2 3 4
Functional Area:	Stormwater Management		Is project required to maintain level of service:		Mandate	Land/ROW						
Department:	Public Works\Engineering		- Within 5 years? List project in CIE	No	Replace	Construct						
Location:	Stormwater MSBUs, County Wide		- From 6 to 10 years? Monitor Annually	No	Maint	Equipment						

**PROJECT DESCRIPTION:**  
 Continue to implement the National Pollution Discharge Elimination System (NPDES) Phase II permit for Charlotte County. The permit includes coordination with Florida Department of Transportation.  
  
 Funding is split equally between Mid Charlotte, South Charlotte, and West Charlotte Stormwater Units.

**PROJECT RATIONALE (Include Additional LOS Detail, if necessary):**  
 As required by the Environmental Protection Agency (EPA), operators of storm sewer systems are required to implement programs and practices to control polluted stormwater runoff. This project is to reduce adverse impacts to water quality and aquatic habitat by instituting the use of controls on unregulated sources of stormwater into Charlotte Harbor.  
 Charlotte County received the first 5-year permit in 2003. The most recent renewal of the permit was received in January 2018 and is in effect until December 31, 2022. Minimum project requirements are public education and outreach, public participation/involvement, construction site runoff control and pollution prevention.

**OPERATING BUDGET IMPACT:**

	Prior Actual	Est FY19	Calc. for FY20			FY20	FY21	FY22	FY23	FY24	FY25	FUTURE	Total
			Orig. FY20	Est c/o to FY20	New \$ FY20								
<b>EXPENDITURE PLAN (000'S)</b>													
Design/Arch/Eng	378		50	284		334	50	50	50	50			912
Land (or ROW)													
Construction	24			-2	2								24
Internal Costs	837		75	33		108	75	75	75	75			1,244
Equipment													
Interest													
Other Fees & Costs													
<b>Total Project Cost</b>	<b>1,238</b>		<b>125</b>	<b>315</b>	<b>2</b>	<b>442</b>	<b>125</b>	<b>125</b>	<b>125</b>	<b>125</b>			<b>2,180</b>
<b>FUNDING PLAN (000'S)</b>													
MSBU/TU Assessments	1,234		125	312		437	125	125	125	125			2,171
Debt Proceeds													
Grants	4			3	2	5							9
<b>Total Funding</b>	<b>1,238</b>		<b>125</b>	<b>315</b>	<b>2</b>	<b>442</b>	<b>125</b>	<b>125</b>	<b>125</b>	<b>125</b>			<b>2,180</b>
<b>LOAN REPAYMENT SCHEDULE (000'S)</b>													
Assessments													
<b>Total Loan Repayment</b>													
<b>OPERATING BUDGET IMPACT (000'S)</b>													
Personal Svc.													
Non-personal													
Capital													
<b>Total Operating</b>													



**FY2020 Capital Improvements Budget / FY 2020 - FY 2025 Project Detail**

**Project No. c411415**

<b>GENERAL PROJECT DATA:</b>		Status Existing	<b>CONCURRENCY REQUIREMENTS:</b>		(Y/N)	<b>PROJECT NEED CRITERIA</b>		<b>PROJECT SCHEDULE</b>		FY20	FY21	FY22	FY23	FY24	FY25						
Project Title:	South Gulf Cove Multi-Use Pathway		Does project add new capacity?		Yes	Safety		Design/Arch		1	2	3	4	1	2	3	4	1	2	3	4
Functional Area:	Pedestrian Mobility		Is project required to maintain level of service:			Mandate		Land/ROW													
Department:	Public Works/Engineering		- Within 5 years? List project in CIE		No	Replace		Construct													
Location:	South Gulf Cove MSBU, West County		- From 6 to 10 years? Monitor Annually		No	Growth		Equipment													

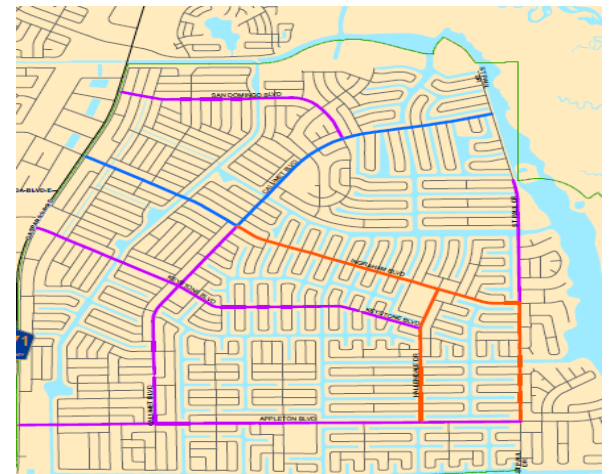
**PROJECT DESCRIPTION:** Design and construct a 10' off-road pathway.  
 Phase 1 : Ingraham Blvd, Calumet - COMPLETED FY17  
 Phase 2: Ingraham Blvd, St Paul Dr. Hallendale Dr. - COMPLETED FY18  
 Phase 3: Appleton Blvd, 771 to St Paul Dr (15,100 LF) Construction in FY19  
 Keystone Blvd. 771 to Hallendale Dr (12,830 LF)  
 Calumet Blvd. Ingraham Blvd. to Appleton Blvd. (8,500 LF)  
 St. Paul Dr. Ingraham Blvd. to Appleton Blvd. (4,790 LF)  
 San Domingo Blvd. 771 to Calumet Blvd. (7,620 LF)

**PROJECT RATIONALE (Include Additional LOS Detail, if necessary):**  
 The South Gulf Cove MSBU committee requested a feasibility study to determine the best approach to improving pedestrian mobility in the MSBU. The multi-use pathway project will enhance pedestrian and vehicular safety and will be constructed in a phased approach.

**OPERATING BUDGET IMPACT:**  
 Mowing and edging to be funded by the MSBU.

REPLACEMENT COUNTY PROPERTY NO.:

	Calc. for FY20					FY20	FY21	FY22	FY23	FY24	FY25	FUTURE	Total
	Prior Actual	Est FY19	Orig. FY20	Est c/o to FY20	New \$ FY20								
<b>EXPENDITURE PLAN (000'S)</b>													
Design/Arch/Eng	468			124		124							593
Land (or ROW)													
Construction	2,243			3,658	1,187	4,845							7,088
Internal Costs	218			117	73	190							409
Equipment													
Interest	16	105	96	111	-106	101	94	77	67	57	46	70	635
Other Fees & Costs													
<b>Total Project Cost</b>	<b>2,946</b>	<b>105</b>	<b>96</b>	<b>4,011</b>	<b>1,154</b>	<b>5,261</b>	<b>94</b>	<b>77</b>	<b>67</b>	<b>57</b>	<b>46</b>	<b>70</b>	<b>8,724</b>
<b>FUNDING PLAN (000'S)</b>													
MSBU/TU Assessments	-54	105	96	4,011	1,154	5,261	94	77	67	57	46	70	5,724
Debt Proceeds	3,000												3,000
<b>TOTAL FUNDING</b>	<b>2,946</b>	<b>105</b>	<b>96</b>	<b>4,011</b>	<b>1,154</b>	<b>5,261</b>	<b>94</b>	<b>77</b>	<b>67</b>	<b>57</b>	<b>46</b>	<b>70</b>	<b>8,724</b>
<b>LOAN REPAYMENT SCHEDULE (000'S)</b>													
Assessments		300	300			300	300	300	300	300	300	900	3,000
<b>TOTAL LOAN REPAYMENT</b>		<b>300</b>	<b>300</b>			<b>300</b>	<b>300</b>	<b>300</b>	<b>300</b>	<b>300</b>	<b>300</b>	<b>900</b>	<b>3,000</b>
<b>OPERATING BUDGET IMPACT (000'S)</b>													
Personal Svc.													
Non-personal		150	75			75	75	75	75	75	75		600
Capital													
<b>Total Operating</b>		<b>150</b>	<b>75</b>			<b>75</b>	<b>75</b>	<b>75</b>	<b>75</b>	<b>75</b>	<b>75</b>		<b>600</b>



- Phase 1 ■
- Phase 2 ■
- Phase 3 ■

**FY2020 Capital Improvements Budget / FY 2020 - FY 2025 Project Detail**

**Project No. c391204**

<b>GENERAL PROJECT DATA:</b>		Status Existing	<b>CONCURRENCY REQUIREMENTS:</b> (Y/N)		<b>PROJECT NEED CRITERIA</b>	<b>PROJECT SCHEDULE</b>	<b>FY20</b>	<b>FY21</b>	<b>FY22</b>	<b>FY23</b>	<b>FY24</b>	<b>FY25</b>
Project Title:	South Gulf Cove Parallel Lock		Does project add new capacity?	No	Safety	1 2 3 4	1 2 3 4	1 2 3 4	1 2 3 4	1 2 3 4	1 2 3 4	1 2 3 4
Functional Area:	Engineering, Dredging, Coastal Management		Is project required to maintain level of service:		Mandate							
Department:	Public Works\Engineering		- Within 5 years? List project in CIE	No	Replace							
Location:	South Gulf Cove WW MSBU		- From 6 to 10 years? Monitor Annually	No	Maint	X						

**PROJECT DESCRIPTION:**

Permitting, design and construction of an additional automated lock system and lock house for the lower end of the South Gulf Cove Waterway.

The design of the project will be funded by assessments in the South Gulf Cove WW MSBU.

**PROJECT RATIONALE (Include Additional LOS Detail, if necessary):**

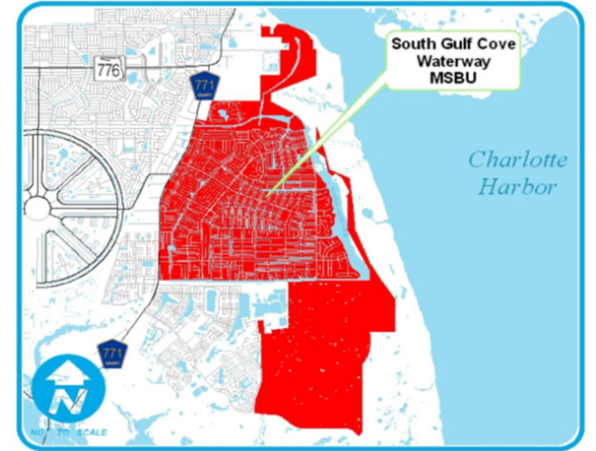
The MSBU Committee is concerned about the congestion of the lock area along with a new Cattle Dock Point boat ramp will be more than the current lock can handle.

They feel an additional lock is needed at the lower end of the SGC Waterway system.

**OPERATING BUDGET IMPACT:**

**REPLACEMENT COUNTY PROPERTY NO.:**

	Prior Actual	Est FY19	Calc. for FY20			FY20	FY21	FY22	FY23	FY24	FY25	FUTURE	Total
			Orig. FY20	Est c/o to FY20	New \$ FY20								
<b>EXPENDITURE PLAN (000'S)</b>													
Design/Arch/Eng	54			392	65	457							511
Land (or ROW)													
Construction												8,000	8,000
Internal Costs	7			15		15						320	342
Equipment													
Interest													
Other Fees & Costs													
<b>Total Project Cost</b>	<b>62</b>			<b>407</b>	<b>65</b>	<b>472</b>						<b>8,320</b>	<b>8,853</b>
<b>FUNDING PLAN (000'S)</b>													
MSBU/TU Assessments	62			407	65	472						8,320	8,853
<b>Total Funding</b>	<b>62</b>			<b>407</b>	<b>65</b>	<b>472</b>						<b>8,320</b>	<b>8,853</b>
<b>LOAN REPAYMENT SCHEDULE (000'S)</b>													
<b>Total Loan Repayment</b>													
<b>OPERATING BUDGET IMPACT (000'S)</b>													
Personal Svc.													
Non-personal													
Capital													
<b>Total Operating</b>													





**FY2020 Capital Improvements Budget / FY 2020 - FY 2025 Project Detail**

**Project No. c390305**

<b>GENERAL PROJECT DATA:</b>		Status Existing	<b>CONCURRENCY REQUIREMENTS:</b> (Y/N)		<b>PROJECT NEED CRITERIA</b>	<b>PROJECT SCHEDULE</b>	FY20	FY21	FY22	FY23	FY24	FY25
Project Title:	Total Maximum Daily Load Program		Does project add new capacity?	No	Safety	Desgn/Arch	1 2 3 4	1 2 3 4	1 2 3 4	1 2 3 4	1 2 3 4	1 2 3 4
Functional Area:	Stormwater Management		Is project required to maintain level of service:		Mandate	Land/ROW						
Department:	Public Works\Engineering		- Within 5 years? List project in CIE	No	Replace	Construct						
Location:	Stormwater MSBUs, County Wide		- From 6 to 10 years? Monitor Annually	No	Growth	Equipment						

**PROJECT DESCRIPTION:**  
 The objective of the TMDL initiative is to develop water quality based controls to reduce pollution from both point and non-point sources and to restore and maintain the quality of water resources in designated areas identified by EPA/FDEP. The Engineering Consultant will address EPA and/or DEP requirements pertaining to initial development of this program. This work may include but not be limited to: modeling of pollutant loadings at locations designated by EPA and/or DEP and recommendations to address any mandated stormwater management projects.

Funding is split equally between Mid Charlotte, South Charlotte, and West Charlotte Stormwater Units.

**PROJECT RATIONALE (Include Additional LOS Detail, if necessary):**  
 The Environmental Protection Agency (EPA) is requiring all states to identify those waters within its boundaries not meeting water quality standards applicable to the waters' designated uses. In Florida, this program is being initiated/implemented by the Florida Department of Environmental Protection (FDEP). Possible water bodies affected by this program in Charlotte County are Charlotte Harbor and the Peace and Myakka Rivers. This project is to initiate efforts to address water quality issues that may be derived as this initiative by EPA and FDEP progresses.

**OPERATING BUDGET IMPACT:**

**REPLACEMENT COUNTY PROPERTY NO.:**

	Prior Actual	Est FY19	Calc. for FY20			FY20	FY21	FY22	FY23	FY24	FY25	FUTURE	Total
			Orig. FY20	Est c/o to FY20	New \$ FY20								
<b>EXPENDITURE PLAN (000'S)</b>													
Design/Arch/Eng	5			400		400							405
Land (or ROW)													
Construction													
Internal Costs	30			16		16							46
Equipment													
Interest													
Other Fees & Costs													
<b>Total Project Cost</b>	<b>35</b>			<b>416</b>		<b>416</b>							<b>451</b>
<b>FUNDING PLAN (000'S)</b>													
MSBU/TU Assessments	35			416		416							451
<b>Total Funding</b>	<b>35</b>			<b>416</b>		<b>416</b>							<b>451</b>
<b>LOAN REPAYMENT SCHEDULE (000'S)</b>													
<b>Total Loan Repayment</b>													
<b>OPERATING BUDGET IMPACT (000'S)</b>													
Personal Svc.													
Non-personal													
Capital													
<b>Total Operating</b>													





This page intentionally left blank



FY2020 Capital Improvements Budget / FY 2020 - FY 2025 Project Detail

Project No. c331403

<b>GENERAL PROJECT DATA:</b>		Status Existing	<b>CONCURRENCY REQUIREMENTS</b>	(Y/N)	<b>PROJECT NEED CRITERIA</b>	<b>PROJECT SCHEDULE</b>	FY20	FY21	FY22	FY23	FY24	FY25
Project Title:	Ingram Potable Water Booster Station (SR771 to Rotonda)		Does project add new capacity?	N	Safety			1 2 3 4	1 2 3 4	1 2 3 4	1 2 3 4	1 2 3 4
Functional Area:	Utilities - Water		Is project required to maintain level of service:	N	Mandate							
Department:	Utilities - Engineering		- Within 5 years? List project in CIE	N	Replace							
Location:	West County		- From 6 to 10 years? Monitor Annually	N	Growth	X						

**PROJECT DESCRIPTION:**  
 CR 771 to Rotonda Circle 5.0 MG Reservoir – This project is another segment of the potable water main connection from the Walenda Booster Station to the 5.0 MG ground reservoir in the Rotonda Circle. The project will improve overall service to the West County properties in the CCU service area.

**PROJECT RATIONALE (Include Additional LOS Detail, if necessary):**

**OPERATING BUDGET IMPACT:**  
 The O&M budget impact is less than \$1000/year

**REPLACEMENT COUNTY PROPERTY NO.:**

	Prior Actual	Est FY19	(1) Orig. FY20	(2) Est c/o to FY20	(3) New \$ FY20	FY20	FY21	FY22	FY23	FY24	FY25	FUTURE	Total
<b>EXPENDITURE PLAN (000'S)</b>													
Design/Arch/Eng Land (or ROW)	164	9		477		477							650
Construction	1			3,249		3,249							3,250
Internal Costs	48	5		48		48							101
Equipment													
Interest	7				17	17	33	32	30	28	27	196	371
Other Fees & Costs													
<b>Total Project Cost</b>	<b>221</b>	<b>14</b>		<b>3,774</b>	<b>17</b>	<b>3,791</b>	<b>33</b>	<b>32</b>	<b>30</b>	<b>28</b>	<b>27</b>	<b>196</b>	<b>4,372</b>
<b>FUNDING PLAN (000'S)</b>													
O & M Fund													
Debt Proceeds	183												183
Sinking Fund													
Conn. Fee -Water	38	14		406	17	423	33	32	30	28	27	196	822
SRF Funding				3,367		3,367							3,367
<b>Total Funding</b>	<b>221</b>	<b>14</b>		<b>3,774</b>	<b>17</b>	<b>3,791</b>	<b>33</b>	<b>32</b>	<b>30</b>	<b>28</b>	<b>27</b>	<b>196</b>	<b>4,372</b>
<b>LOAN REPAYMENT SCHEDULE (000'S)</b>													
Conn. Fee -Water					86	86	172	172	172	172	172	2,423	3,367
<b>Total Loan Repayment</b>					<b>86</b>	<b>86</b>	<b>172</b>	<b>172</b>	<b>172</b>	<b>172</b>	<b>172</b>	<b>2,423</b>	<b>3,367</b>
<b>OPERATING BUDGET IMPACT (000'S)</b>													
Personal Svc.													
Non-personal													
Capital													
<b>Total Operating</b>													

FY2020 Capital Improvements Budget / FY 2020 - FY 2025 Project Detail													Project No. c331901															
GENERAL PROJECT DATA:		Status	New	CONCURRENCY REQUIREMENTS (Y/N)				PROJECT NEED CRITERIA		PROJECT SCHEDULE	FY20			FY21			FY22			FY23			FY24			FY25		
Project Title:	Hillsborough Potable Water Transmission System			Does project add new capacity?	Y			Safety	X	Desgn/Arch	■																	
Functional Area:	Utilities			Is project required to maintain level of service:				Mandate	X	Land/ROW																		
Department:	Operations			- Within 5 years? List project in CIE	Y			Replace	X	Construct	■																	
Location:	Mid County			- From 6 to 10 years? Monitor Annually	Y			Growth	X	Equipment																		
PROJECT DESCRIPTION:													PROJECT RATIONALE (Include Additional LOS Detail, if necessary):															
Install new water mains and links along Hillsborough Blvd to improve the emergency interconnect between North Port and CCU. In addition, work provides connections and looping.													This potable water main project will upgrade the emergency interconnect between North Port and CCU. In addition, the project will transfer existing CCU water service customers from the North Port Utility system and place the connections under CCU's system.															
OPERATING BUDGET IMPACT:																												
Calc. for FY20																												
	Prior Actual	Est FY19	Orig. FY20	Est c/o to FY20	New \$ FY20	FY20	FY21	FY22	FY23	FY24	FY25	FUTURE	Total															
EXPENDITURE PLAN (000'S)																												
Design/Arch/Eng																												
Land (or ROW)																												
Construction				120		120							120															
Internal Costs				30		30							30															
Equipment																												
Interest																												
Other Fees & Costs																												
<b>Total Project Cost</b>				150		150							150															
FUNDING PLAN (000'S)																												
Conn. Fee -Water				150		150							150															
R & R Fund																												
Conn. Fee -Wastewater																												
<b>Total Funding</b>				150		150							150															
LOAN REPAYMENT SCHEDULE (000'S)																												
<b>Total Loan Repayment</b>																												
OPERATING BUDGET IMPACT (000'S)																												
Personal Svc.																												
Non-personal																												
Capital																												
<b>Total Operating</b>																												

FY2020 Capital Improvements Budget / FY 2020 - FY 2025 Project Detail											Project No. c339702																																																																																																																																																																																																																																																																																																																																																																																									
GENERAL PROJECT DATA:			Status	Existing	CONCURRENCY REQUIREMENTS			(Y/N)	PROJECT NEED CRITERIA		PROJECT SCHEDULE	FY20			FY21			FY22			FY23			FY24			FY25																																																																																																																																																																																																																																																																																																																																																																									
Project Title: Major Water Transmission Lines					Does project add new capacity?			Y	Safety		Design/Arch	1	2	3	4	1	2	3	4	1	2	3	4	1	2	3	4	1	2	3	4																																																																																																																																																																																																																																																																																																																																																																					
Functional Area: Utilities - Water					Is project required to maintain level of service:			Y	Mandate		Land/ROW																																																																																																																																																																																																																																																																																																																																																																																									
Department: Utilities - Engineering					- Within 5 years? List project in CIE			Y	Replace		Construct																																																																																																																																																																																																																																																																																																																																																																																									
Location: System Wide					- From 6 to 10 years? Monitor Annually			Y	Growth	X	Equipment																																																																																																																																																																																																																																																																																																																																																																																									
<b>PROJECT DESCRIPTION:</b>											<b>PROJECT RATIONALE (Include Additional LOS Detail, if necessary):</b>																																																																																																																																																																																																																																																																																																																																																																																									
Miscellaneous and continuous improvement to, or additions of, water transmission mains that will ensure hydraulic capacity and mechanical integrity of the water transmission system.											<ul style="list-style-type: none"> <li>* To meet FDEP Criteria and maintain the useful life of existing water transmission system</li> <li>* To repair and/or replace deteriorated water transmission mains as required.</li> <li>* To construct additional water transmission mains to upgrade transmission capacity.</li> </ul>																																																																																																																																																																																																																																																																																																																																																																																									
<b>OPERATING BUDGET IMPACT:</b>											<b>REPLACEMENT COUNTY PROPERTY NO.:</b>																																																																																																																																																																																																																																																																																																																																																																																									
Bond may be sold in the future to address the proposed water expansion needs. Locations may be replaced based on the Comprehensive Plan and the updated 25 Year Water and Sewer Master Plan.																																																																																																																																																																																																																																																																																																																																																																																																				
<table border="1"> <thead> <tr> <th></th> <th>Prior Actual</th> <th>Est FY19</th> <th>Orig. FY20</th> <th>Est c/o to FY20</th> <th>New \$ FY20</th> <th>FY20</th> <th>FY21</th> <th>FY22</th> <th>FY23</th> <th>FY24</th> <th>FY25</th> <th>FUTURE</th> <th>Total</th> </tr> </thead> <tbody> <tr> <td colspan="14" style="text-align:center">EXPENDITURE PLAN (000'S)</td> </tr> <tr> <td>Design/Arch/Eng</td> <td>268</td> <td></td> <td></td> <td>50</td> <td></td> <td>50</td> <td></td> <td></td> <td></td> <td></td> <td></td> <td></td> <td>317</td> </tr> <tr> <td>Land (or ROW)</td> <td>42</td> <td></td> <td></td> <td></td> <td></td> <td></td> <td></td> <td></td> <td></td> <td></td> <td></td> <td></td> <td>42</td> </tr> <tr> <td>Construction</td> <td>4,423</td> <td></td> <td>200</td> <td>605</td> <td></td> <td>805</td> <td>225</td> <td>225</td> <td>225</td> <td>225</td> <td>225</td> <td>3,325</td> <td>9,678</td> </tr> <tr> <td>Internal Costs</td> <td>249</td> <td></td> <td>25</td> <td>50</td> <td></td> <td>75</td> <td>25</td> <td>25</td> <td>25</td> <td>25</td> <td>25</td> <td>400</td> <td>849</td> </tr> <tr> <td>Equipment</td> <td></td> <td></td> <td></td> <td></td> <td></td> <td></td> <td></td> <td></td> <td></td> <td></td> <td></td> <td></td> <td></td> </tr> <tr> <td>Interest</td> <td>68</td> <td></td> <td></td> <td></td> <td></td> <td></td> <td></td> <td></td> <td></td> <td></td> <td></td> <td></td> <td>68</td> </tr> <tr> <td>Other Fees &amp; Costs</td> <td>2,832</td> <td></td> <td></td> <td></td> <td></td> <td></td> <td></td> <td></td> <td></td> <td></td> <td></td> <td></td> <td>2,832</td> </tr> <tr> <td><b>Total Project Cost</b></td> <td><b>7,882</b></td> <td></td> <td><b>225</b></td> <td><b>705</b></td> <td></td> <td><b>930</b></td> <td><b>250</b></td> <td><b>250</b></td> <td><b>250</b></td> <td><b>250</b></td> <td><b>250</b></td> <td><b>3,725</b></td> <td><b>13,786</b></td> </tr> <tr> <td colspan="14" style="text-align:center">FUNDING PLAN (000'S)</td> </tr> <tr> <td>R &amp; R Fund</td> <td>243</td> <td></td> <td></td> <td>48</td> <td></td> <td>48</td> <td></td> <td></td> <td></td> <td></td> <td></td> <td></td> <td>291</td> </tr> <tr> <td>Conn. Fee -Wastewater</td> <td>5,112</td> <td></td> <td></td> <td></td> <td></td> <td></td> <td></td> <td></td> <td></td> <td></td> <td></td> <td></td> <td>5,112</td> </tr> <tr> <td>Conn. Fee -Water</td> <td>2,214</td> <td></td> <td>225</td> <td>656</td> <td></td> <td>881</td> <td>250</td> <td>250</td> <td>250</td> <td>250</td> <td>250</td> <td>3,725</td> <td>8,071</td> </tr> <tr> <td>O &amp; M Fund</td> <td>9</td> <td></td> <td></td> <td></td> <td></td> <td></td> <td></td> <td></td> <td></td> <td></td> <td></td> <td></td> <td>9</td> </tr> <tr> <td>Sales Tax 2009</td> <td>270</td> <td></td> <td></td> <td></td> <td></td> <td></td> <td></td> <td></td> <td></td> <td></td> <td></td> <td></td> <td>270</td> </tr> <tr> <td>Sinking Fund</td> <td>32</td> <td></td> <td></td> <td></td> <td></td> <td></td> <td></td> <td></td> <td></td> <td></td> <td></td> <td></td> <td>32</td> </tr> <tr> <td><b>Total Funding</b></td> <td><b>7,882</b></td> <td></td> <td><b>225</b></td> <td><b>705</b></td> <td></td> <td><b>930</b></td> <td><b>250</b></td> <td><b>250</b></td> <td><b>250</b></td> <td><b>250</b></td> <td><b>250</b></td> <td><b>3,725</b></td> <td><b>13,786</b></td> </tr> <tr> <td colspan="14" style="text-align:center">LOAN REPAYMENT SCHEDULE (000'S)</td> </tr> <tr> <td></td> <td></td> <td></td> <td></td> <td></td> <td></td> <td></td> <td></td> <td></td> <td></td> <td></td> <td></td> <td></td> <td></td> </tr> <tr> <td></td> <td></td> <td></td> <td></td> <td></td> <td></td> <td></td> <td></td> <td></td> <td></td> <td></td> <td></td> <td></td> <td></td> </tr> <tr> <td><b>Total Loan Repayment</b></td> <td></td> <td></td> <td></td> <td></td> <td></td> <td></td> <td></td> <td></td> <td></td> <td></td> <td></td> <td></td> <td></td> </tr> <tr> <td colspan="14" style="text-align:center">OPERATING BUDGET IMPACT (000'S)</td> </tr> <tr> <td>Personal Svc.</td> <td></td> <td></td> <td></td> <td></td> <td></td> <td></td> <td></td> <td></td> <td></td> <td></td> <td></td> <td></td> <td></td> </tr> <tr> <td>Non-personal</td> <td></td> <td></td> <td></td> <td></td> <td></td> <td></td> <td></td> <td></td> <td></td> <td></td> <td></td> <td></td> <td></td> </tr> <tr> <td>Capital</td> <td></td> <td></td> <td></td> <td></td> <td></td> <td></td> <td></td> <td></td> <td></td> <td></td> <td></td> <td></td> <td></td> </tr> <tr> <td><b>Total Operating</b></td> <td></td> <td></td> <td></td> <td></td> <td></td> <td></td> <td></td> <td></td> <td></td> <td></td> <td></td> <td></td> <td></td> </tr> </tbody> </table>												Prior Actual	Est FY19	Orig. FY20	Est c/o to FY20	New \$ FY20	FY20	FY21	FY22	FY23	FY24	FY25	FUTURE	Total	EXPENDITURE PLAN (000'S)														Design/Arch/Eng	268			50		50							317	Land (or ROW)	42												42	Construction	4,423		200	605		805	225	225	225	225	225	3,325	9,678	Internal Costs	249		25	50		75	25	25	25	25	25	400	849	Equipment														Interest	68												68	Other Fees & Costs	2,832												2,832	<b>Total Project Cost</b>	<b>7,882</b>		<b>225</b>	<b>705</b>		<b>930</b>	<b>250</b>	<b>250</b>	<b>250</b>	<b>250</b>	<b>250</b>	<b>3,725</b>	<b>13,786</b>	FUNDING PLAN (000'S)														R & R Fund	243			48		48							291	Conn. Fee -Wastewater	5,112												5,112	Conn. Fee -Water	2,214		225	656		881	250	250	250	250	250	3,725	8,071	O & M Fund	9												9	Sales Tax 2009	270												270	Sinking Fund	32												32	<b>Total Funding</b>	<b>7,882</b>		<b>225</b>	<b>705</b>		<b>930</b>	<b>250</b>	<b>250</b>	<b>250</b>	<b>250</b>	<b>250</b>	<b>3,725</b>	<b>13,786</b>	LOAN REPAYMENT SCHEDULE (000'S)																																										<b>Total Loan Repayment</b>														OPERATING BUDGET IMPACT (000'S)														Personal Svc.														Non-personal														Capital														<b>Total Operating</b>													
	Prior Actual	Est FY19	Orig. FY20	Est c/o to FY20	New \$ FY20	FY20	FY21	FY22	FY23	FY24	FY25	FUTURE	Total																																																																																																																																																																																																																																																																																																																																																																																							
EXPENDITURE PLAN (000'S)																																																																																																																																																																																																																																																																																																																																																																																																				
Design/Arch/Eng	268			50		50							317																																																																																																																																																																																																																																																																																																																																																																																							
Land (or ROW)	42												42																																																																																																																																																																																																																																																																																																																																																																																							
Construction	4,423		200	605		805	225	225	225	225	225	3,325	9,678																																																																																																																																																																																																																																																																																																																																																																																							
Internal Costs	249		25	50		75	25	25	25	25	25	400	849																																																																																																																																																																																																																																																																																																																																																																																							
Equipment																																																																																																																																																																																																																																																																																																																																																																																																				
Interest	68												68																																																																																																																																																																																																																																																																																																																																																																																							
Other Fees & Costs	2,832												2,832																																																																																																																																																																																																																																																																																																																																																																																							
<b>Total Project Cost</b>	<b>7,882</b>		<b>225</b>	<b>705</b>		<b>930</b>	<b>250</b>	<b>250</b>	<b>250</b>	<b>250</b>	<b>250</b>	<b>3,725</b>	<b>13,786</b>																																																																																																																																																																																																																																																																																																																																																																																							
FUNDING PLAN (000'S)																																																																																																																																																																																																																																																																																																																																																																																																				
R & R Fund	243			48		48							291																																																																																																																																																																																																																																																																																																																																																																																							
Conn. Fee -Wastewater	5,112												5,112																																																																																																																																																																																																																																																																																																																																																																																							
Conn. Fee -Water	2,214		225	656		881	250	250	250	250	250	3,725	8,071																																																																																																																																																																																																																																																																																																																																																																																							
O & M Fund	9												9																																																																																																																																																																																																																																																																																																																																																																																							
Sales Tax 2009	270												270																																																																																																																																																																																																																																																																																																																																																																																							
Sinking Fund	32												32																																																																																																																																																																																																																																																																																																																																																																																							
<b>Total Funding</b>	<b>7,882</b>		<b>225</b>	<b>705</b>		<b>930</b>	<b>250</b>	<b>250</b>	<b>250</b>	<b>250</b>	<b>250</b>	<b>3,725</b>	<b>13,786</b>																																																																																																																																																																																																																																																																																																																																																																																							
LOAN REPAYMENT SCHEDULE (000'S)																																																																																																																																																																																																																																																																																																																																																																																																				
<b>Total Loan Repayment</b>																																																																																																																																																																																																																																																																																																																																																																																																				
OPERATING BUDGET IMPACT (000'S)																																																																																																																																																																																																																																																																																																																																																																																																				
Personal Svc.																																																																																																																																																																																																																																																																																																																																																																																																				
Non-personal																																																																																																																																																																																																																																																																																																																																																																																																				
Capital																																																																																																																																																																																																																																																																																																																																																																																																				
<b>Total Operating</b>																																																																																																																																																																																																																																																																																																																																																																																																				

FY2020 Capital Improvements Budget / FY 2020 - FY 2025 Project Detail											Project No. c350602																																																																																																																																																																																																																																																																																																																																																																																																																																																																																																										
GENERAL PROJECT DATA:		Status	Existing	CONCURRENCY REQUIREMENTS				(Y/N)	PROJECT NEEI	PROJECT	FY20	FY21	FY22	FY23	FY24	FY25																																																																																																																																																																																																																																																																																																																																																																																																																																																																																																					
Project Title:		Wastewater Force Mains Expansionary		Does project add new capacity?				Y	CRITERIA	SCHEDULE	1	2	3	4	1	2	3	4	1	2	3	4																																																																																																																																																																																																																																																																																																																																																																																																																																																																																															
Functional Area:		Utilities - Wastewater		Is project required to maintain level of service:				Y	Safety	Design/Arch																																																																																																																																																																																																																																																																																																																																																																																																																																																																																																											
Department:		Utilities - Engineering		- Within 5 years? List project in CIE				Y	Mandate	Land/ROW																																																																																																																																																																																																																																																																																																																																																																																																																																																																																																											
Location:		County-wide		- From 6 to 10 years? Monitor Annually				Y	Replace	Construct																																																																																																																																																																																																																																																																																																																																																																																																																																																																																																											
Growth									X	Equipment																																																																																																																																																																																																																																																																																																																																																																																																																																																																																																											
PROJECT DESCRIPTION:											PROJECT RATIONALE (Include Additional LOS Detail, if necessary):																																																																																																																																																																																																																																																																																																																																																																																																																																																																																																										
Miscellaneous and continuous improvements to, or additions of, wastewater force main. System that will improve and/or maintain the hydraulic capacity of the wastewater transmission system.											To meet FDEP criteria and maintain the useful life of force mains.																																																																																																																																																																																																																																																																																																																																																																																																																																																																																																										
											To construct additional force mains to improve transmission capacity.																																																																																																																																																																																																																																																																																																																																																																																																																																																																																																										
OPERATING BUDGET IMPACT:											REPLACEMENT COUNTY PROPERTY NO.:																																																																																																																																																																																																																																																																																																																																																																																																																																																																																																										
<table border="1"> <thead> <tr> <th></th> <th></th> <th>(1)</th> <th>(2)</th> <th>(3)</th> <th colspan="10">Calc. for FY20</th> <th></th> </tr> <tr> <th></th> <th>Prior Actual</th> <th>Est FY19</th> <th>Orig. FY20</th> <th>Est c/o to FY20</th> <th>New \$ FY20</th> <th>FY20</th> <th>FY21</th> <th>FY22</th> <th>FY23</th> <th>FY24</th> <th>FY25</th> <th>FUTURE</th> <th>Total</th> </tr> </thead> <tbody> <tr> <td colspan="15">EXPENDITURE PLAN (000'S)</td> </tr> <tr> <td>Design/Arch/Eng</td> <td>749</td> <td></td> <td></td> <td></td> <td></td> <td></td> <td></td> <td></td> <td></td> <td></td> <td></td> <td></td> <td></td> <td>749</td> </tr> <tr> <td>Land (or ROW)</td> <td>7</td> <td></td> <td></td> <td>41</td> <td>-41</td> <td></td> <td></td> <td></td> <td></td> <td></td> <td></td> <td></td> <td></td> <td>7</td> </tr> <tr> <td>Construction</td> <td>3,761</td> <td>169</td> <td>240</td> <td>181</td> <td></td> <td>421</td> <td>240</td> <td>570</td> <td>570</td> <td>570</td> <td>570</td> <td>570</td> <td>570</td> <td>7,440</td> </tr> <tr> <td>Internal Costs</td> <td>197</td> <td>18</td> <td>10</td> <td>12</td> <td></td> <td>22</td> <td>10</td> <td>30</td> <td>30</td> <td>30</td> <td>30</td> <td>30</td> <td>30</td> <td>397</td> </tr> <tr> <td>Equipment</td> <td></td> <td></td> <td></td> <td></td> <td></td> <td></td> <td></td> <td></td> <td></td> <td></td> <td></td> <td></td> <td></td> <td></td> </tr> <tr> <td>Interest</td> <td>133</td> <td></td> <td></td> <td>0.204</td> <td></td> <td></td> <td></td> <td></td> <td></td> <td></td> <td></td> <td></td> <td></td> <td>133</td> </tr> <tr> <td>Other Fees &amp; Costs</td> <td></td> <td></td> <td></td> <td></td> <td></td> <td></td> <td></td> <td></td> <td></td> <td></td> <td></td> <td></td> <td></td> <td></td> </tr> <tr> <td>Total Project Cost</td> <td>4,846</td> <td>187</td> <td>250</td> <td>234</td> <td>-41</td> <td>443</td> <td>250</td> <td>600</td> <td>600</td> <td>600</td> <td>600</td> <td>600</td> <td>600</td> <td>8,726</td> </tr> <tr> <td colspan="15">FUNDING PLAN (000'S)</td> </tr> <tr> <td>R &amp; R Fund</td> <td>1,953</td> <td></td> <td></td> <td></td> <td></td> <td></td> <td></td> <td></td> <td></td> <td></td> <td></td> <td></td> <td></td> <td>1,953</td> </tr> <tr> <td>Conn. Fee -Wastewater</td> <td>2,826</td> <td>187</td> <td>250</td> <td>194</td> <td></td> <td>444</td> <td>250</td> <td>600</td> <td>600</td> <td>600</td> <td>600</td> <td>600</td> <td>600</td> <td>6,706</td> </tr> <tr> <td>Conn. Fee -Water</td> <td></td> <td></td> <td></td> <td></td> <td></td> <td></td> <td></td> <td></td> <td></td> <td></td> <td></td> <td></td> <td></td> <td></td> </tr> <tr> <td>O &amp; M Fund</td> <td>14</td> <td></td> <td></td> <td>41</td> <td>-41</td> <td></td> <td></td> <td></td> <td></td> <td></td> <td></td> <td></td> <td></td> <td>14</td> </tr> <tr> <td>Debt Proceeds</td> <td></td> <td></td> <td></td> <td></td> <td></td> <td></td> <td></td> <td></td> <td></td> <td></td> <td></td> <td></td> <td></td> <td></td> </tr> <tr> <td>Sales Tax 2009</td> <td>33</td> <td></td> <td></td> <td></td> <td></td> <td></td> <td></td> <td></td> <td></td> <td></td> <td></td> <td></td> <td></td> <td>33</td> </tr> <tr> <td>Other Fund</td> <td></td> <td></td> <td></td> <td></td> <td></td> <td></td> <td></td> <td></td> <td></td> <td></td> <td></td> <td></td> <td></td> <td></td> </tr> <tr> <td>Sinking Fund</td> <td>20</td> <td></td> <td></td> <td></td> <td></td> <td></td> <td></td> <td></td> <td></td> <td></td> <td></td> <td></td> <td></td> <td>20</td> </tr> <tr> <td>Total Funding</td> <td>4,846</td> <td>187</td> <td>250</td> <td>234</td> <td>-41</td> <td>443</td> <td>250</td> <td>600</td> <td>600</td> <td>600</td> <td>600</td> <td>600</td> <td>600</td> <td>8,726</td> </tr> <tr> <td colspan="15">LOAN REPAYMENT SCHEDULE (000'S)</td> </tr> <tr> <td colspan="15"></td> </tr> <tr> <td colspan="15"></td> </tr> <tr> <td colspan="15"></td> </tr> <tr> <td colspan="15"></td> </tr> <tr> <td colspan="15">Total Loan Repayment</td> </tr> <tr> <td colspan="15">OPERATING BUDGET IMPACT (000'S)</td> </tr> <tr> <td colspan="15"></td> </tr> <tr> <td colspan="15"></td> </tr> <tr> <td colspan="15"></td> </tr> <tr> <td colspan="15">Total Operating</td> </tr> </tbody> </table>													(1)	(2)	(3)	Calc. for FY20												Prior Actual	Est FY19	Orig. FY20	Est c/o to FY20	New \$ FY20	FY20	FY21	FY22	FY23	FY24	FY25	FUTURE	Total	EXPENDITURE PLAN (000'S)															Design/Arch/Eng	749													749	Land (or ROW)	7			41	-41									7	Construction	3,761	169	240	181		421	240	570	570	570	570	570	570	7,440	Internal Costs	197	18	10	12		22	10	30	30	30	30	30	30	397	Equipment															Interest	133			0.204										133	Other Fees & Costs															Total Project Cost	4,846	187	250	234	-41	443	250	600	600	600	600	600	600	8,726	FUNDING PLAN (000'S)															R & R Fund	1,953													1,953	Conn. Fee -Wastewater	2,826	187	250	194		444	250	600	600	600	600	600	600	6,706	Conn. Fee -Water															O & M Fund	14			41	-41									14	Debt Proceeds															Sales Tax 2009	33													33	Other Fund															Sinking Fund	20													20	Total Funding	4,846	187	250	234	-41	443	250	600	600	600	600	600	600	8,726	LOAN REPAYMENT SCHEDULE (000'S)																																																																											Total Loan Repayment															OPERATING BUDGET IMPACT (000'S)																																																												Total Operating															Midway LS92										
		(1)	(2)	(3)	Calc. for FY20																																																																																																																																																																																																																																																																																																																																																																																																																																																																																																																
	Prior Actual	Est FY19	Orig. FY20	Est c/o to FY20	New \$ FY20	FY20	FY21	FY22	FY23	FY24	FY25	FUTURE	Total																																																																																																																																																																																																																																																																																																																																																																																																																																																																																																								
EXPENDITURE PLAN (000'S)																																																																																																																																																																																																																																																																																																																																																																																																																																																																																																																					
Design/Arch/Eng	749													749																																																																																																																																																																																																																																																																																																																																																																																																																																																																																																							
Land (or ROW)	7			41	-41									7																																																																																																																																																																																																																																																																																																																																																																																																																																																																																																							
Construction	3,761	169	240	181		421	240	570	570	570	570	570	570	7,440																																																																																																																																																																																																																																																																																																																																																																																																																																																																																																							
Internal Costs	197	18	10	12		22	10	30	30	30	30	30	30	397																																																																																																																																																																																																																																																																																																																																																																																																																																																																																																							
Equipment																																																																																																																																																																																																																																																																																																																																																																																																																																																																																																																					
Interest	133			0.204										133																																																																																																																																																																																																																																																																																																																																																																																																																																																																																																							
Other Fees & Costs																																																																																																																																																																																																																																																																																																																																																																																																																																																																																																																					
Total Project Cost	4,846	187	250	234	-41	443	250	600	600	600	600	600	600	8,726																																																																																																																																																																																																																																																																																																																																																																																																																																																																																																							
FUNDING PLAN (000'S)																																																																																																																																																																																																																																																																																																																																																																																																																																																																																																																					
R & R Fund	1,953													1,953																																																																																																																																																																																																																																																																																																																																																																																																																																																																																																							
Conn. Fee -Wastewater	2,826	187	250	194		444	250	600	600	600	600	600	600	6,706																																																																																																																																																																																																																																																																																																																																																																																																																																																																																																							
Conn. Fee -Water																																																																																																																																																																																																																																																																																																																																																																																																																																																																																																																					
O & M Fund	14			41	-41									14																																																																																																																																																																																																																																																																																																																																																																																																																																																																																																							
Debt Proceeds																																																																																																																																																																																																																																																																																																																																																																																																																																																																																																																					
Sales Tax 2009	33													33																																																																																																																																																																																																																																																																																																																																																																																																																																																																																																							
Other Fund																																																																																																																																																																																																																																																																																																																																																																																																																																																																																																																					
Sinking Fund	20													20																																																																																																																																																																																																																																																																																																																																																																																																																																																																																																							
Total Funding	4,846	187	250	234	-41	443	250	600	600	600	600	600	600	8,726																																																																																																																																																																																																																																																																																																																																																																																																																																																																																																							
LOAN REPAYMENT SCHEDULE (000'S)																																																																																																																																																																																																																																																																																																																																																																																																																																																																																																																					
Total Loan Repayment																																																																																																																																																																																																																																																																																																																																																																																																																																																																																																																					
OPERATING BUDGET IMPACT (000'S)																																																																																																																																																																																																																																																																																																																																																																																																																																																																																																																					
Total Operating																																																																																																																																																																																																																																																																																																																																																																																																																																																																																																																					
											Birchcrest/Quesada																																																																																																																																																																																																																																																																																																																																																																																																																																																																																																										
											Burnt Store Road - Phase II																																																																																																																																																																																																																																																																																																																																																																																																																																																																																																										
											Pellam - Midway																																																																																																																																																																																																																																																																																																																																																																																																																																																																																																										
											US 41																																																																																																																																																																																																																																																																																																																																																																																																																																																																																																										

FY2020 Capital Improvements Budget / FY 2020 - FY 2025 Project Detail											Project No. c350902																		
GENERAL PROJECT DATA:				CONCURRENCY REQUIREMENTS		PROJECT NEEDED	PROJECT CRITERIA	PROJECT SCHEDULE	FY20			FY21			FY22			FY23			FY24			FY25					
Project Title:		Reclaimed Water Lines		Does project add new capacity?		N	Safety	Desgn/Arch	1	2	3	4	1	2	3	4	1	2	3	4	1	2	3	4	1	2	3	4	
Functional Area:		Utilities - Wastewater		Is project required to maintain level of service:		N	Mandate	Land/ROW																					
Department:		Utilities - Engineering		- Within 5 years? List project in CIE		N	Replace	X	Construct																				
Location:		System Wide		- From 6 to 10 years? Monitor Annually		N	Growth	X	Equipment																				
PROJECT DESCRIPTION:											PROJECT RATIONALE (Include Additional LOS Detail, if necessary):																		
Expand reclaimed water system in areas along US 41 and other areas with potential commercial customers.											Install reclaimed water service lines to irrigation systems where landscape projects are established thereby eliminating the use of potable water for irrigation purposes.																		
OPERATING BUDGET IMPACT:											REPLACEMENT COUNTY PROPERTY NO.:																		
Without this project there would be a significant demand on potable water supplies in the revitalization areas.																													
Note: New reclaimed lines are considered waste water expansion.																													
<div style="text-align: center;">           (1)      (2)      (3)  <b>Calc. for FY20</b> </div>																													
	Prior Actual	Est FY19	Orig. FY20	Est c/o to FY20	New \$ FY20	FY20	FY21	FY22	FY23	FY24	FY25	FUTURE	Total																
EXPENDITURE PLAN (000'S)																													
Design/Arch/Eng	6	3	20	101		121	20	20	20	20	20	260	490																
Land (or ROW)																													
Construction	53	231	120	734		854	120	120	120	120	120	1,560	3,299																
Internal Costs	89		10	48		58	10	10	10	10	10	130	327																
Equipment																													
Interest	3												3																
Other Fees & Costs																													
Total Project Cost	152	234	150	884		1,034	150	150	150	150	150	1,950	4,120																
FUNDING PLAN (000'S)																													
R & R Fund																													
Conn. Fee -Water	8												8																
Sales Tax 2002	13												13																
Conn. Fee -Wastewater	131	234	150	884		1,034	150	150	150	150	150	1,950	4,098																
Sinking Fund																													
Total Funding	152	234	150	884		1,034	150	150	150	150	150	1,950	4,120																
LOAN REPAYMENT SCHEDULE (000'S)																													
Total Loan Repayment																													
OPERATING BUDGET IMPACT (000'S)																													
Personal Svc.																													
Non-personal																													
Capital																													
Total Operating																													





FY2020 Capital Improvements Budget / FY 2020 - FY 2025 Project Detail											Project No. c351204																																								
GENERAL PROJECT DATA:		Status	Existing	CONCURRENCY REQUIREMENTS			(Y/N)	PROJECT NEED	PROJECT	FY20	FY21	FY22	FY23	FY24	FY25																																				
Project Title: Master Lift Stations				Does project add new capacity?			N	CRITERIA	SCHEDULE	1	2	3	4	1	2	3	4	1	2	3	4	1	2	3	4	1	2	3	4																						
Functional Area: Utilities - Wastewater				Is project required to maintain level of service:			Y	Safety	Design/Arch																																										
Department: Utilities - Engineering				- Within 5 years? List project in CIE			N	Mandate	Land/ROW																																										
Location: System wide				- From 6 to 10 years? Monitor Annually			N	Replace	Construct																																										
Growth								Equipment																																											
PROJECT DESCRIPTION:											PROJECT RATIONALE (Include Additional LOS Detail, if necessary):																																								
Miscellaneous and continuous improvements to, or additions of, wastewater lift stations that will insure hydraulic capacity and mechanical integrity of the wastewater collection system.											To meet FDEP criteria and maintain system integrity and the useful life of existing stations.																																								
OPERATING BUDGET IMPACT:											To construct additional lift stations for additional wastewater transmission capacity.																																								
Minimal overall impact to the operating budget is anticipated due to limited number of lift stations in comparison to the approximate 250 lift stations in the wastewater system presently.											REPLACEMENT COUNTY PROPERTY NO.:																																								
<table border="1"> <thead> <tr> <th></th> <th>(1)</th> <th>(2)</th> <th>(3)</th> <th colspan="2">Calc. for FY20</th> <th></th> <th></th> <th></th> <th></th> <th></th> <th></th> <th></th> <th></th> <th></th> </tr> <tr> <th></th> <th>Prior Actual</th> <th>Est FY19</th> <th>Orig. FY20</th> <th>Est c/o to FY20</th> <th>New \$ FY20</th> <th>FY20</th> <th>FY21</th> <th>FY22</th> <th>FY23</th> <th>FY24</th> <th>FY25</th> <th>FUTURE</th> <th>Total</th> </tr> </thead> </table>												(1)	(2)	(3)	Calc. for FY20												Prior Actual	Est FY19	Orig. FY20	Est c/o to FY20	New \$ FY20	FY20	FY21	FY22	FY23	FY24	FY25	FUTURE	Total	Priority Location:											
	(1)	(2)	(3)	Calc. for FY20																																															
	Prior Actual	Est FY19	Orig. FY20	Est c/o to FY20	New \$ FY20	FY20	FY21	FY22	FY23	FY24	FY25	FUTURE	Total																																						
EXPENDITURE PLAN (000'S)											South Port Master LS																																								
Design/Arch/Eng														19	Chamberlain Master LS																																				
Land (or ROW)	19														Gasparilla Road Master LS																																				
Construction	77	1	240	591	480	1,311	720	720	720	720	720	720	720	5,709	Quesada/Birchcrest Master LS																																				
Internal Costs	1	33	10	-3	20	27	30	30	30	30	30	30	30	241	Pellam Master LS																																				
Equipment															Peachland/Veterans Master LS																																				
Interest	2													2	Quesada/Birchcrest Master LS Ph2																																				
Other Fees & Costs															Loveland Master LS Ph 2																																				
Total Project Cost	99	34	250	588	500	1,338	750	750	750	750	750	750	750	5,970																																					
FUNDING PLAN (000'S)																																																			
Conn. Fee -Wastewater	99	34	250	588	500	1,338	750	750	750	750	750	750	750	5,970																																					
Debt Proceeds																																																			
Sinking Fund																																																			
Total Funding	99	34	250	588	500	1,338	750	750	750	750	750	750	750	5,970																																					
LOAN REPAYMENT SCHEDULE (000'S)																																																			
Total Loan Repayment																																																			
OPERATING BUDGET IMPACT (000'S)																																																			
Personal Svc.																																																			
Non-personal																																																			
Capital																																																			
Total Operating																																																			

**FY2020 Capital Improvements Budget / FY 2020 - FY 2025 Project Detail** **Project No. c351401**

<b>GENERAL PROJECT DATA:</b>	Status Existing	<b>CONCURRENCY REQUIREMENTS</b> (Y/N)	PROJECT NEED CRITERIA	PROJECT SCHEDULE	FY20	FY21	FY22	FY23	FY24	FY25
Project Title:	Reclaimed Connections for County Facilities	Does project add new capacity? N	Does project required to maintain level of service: N	Design/Arch	1 2 3 4	1 2 3 4	1 2 3 4	1 2 3 4	1 2 3 4	1 2 3 4
Functional Area:	Utilities - Reclaimed	- Within 5 years? List project in CIE N	- From 6 to 10 years? Monitor Annually N	Land/ROW						
Department:	Utilities - Engineering			Construct						
Location:	System Wide			Equipment						
				Growth	X					

**PROJECT DESCRIPTION:**  
 Construction of reclaimed water service piping and appurtenances such as meters, valves, telemetry and controls to the County's reclaimed water system for the purpose of irrigation or other acceptable uses of reclaimed water.

Note: the original project was modified to remove private developer extensions. These will be funded in a separate project.

**PROJECT RATIONALE** (Include Additional LOS Detail, if necessary):  
 Various sites throughout the county are in need of reclaimed water for irrigation but lack the necessary capital to make the required connection to the Utility's reclaimed water system.

**OPERATING BUDGET IMPACT:**

**REPLACEMENT COUNTY PROPERTY NO.:**

		Calc. for FY20											Total	
		(1)	(2)	(3)			FY20	FY21	FY22	FY23	FY24	FY25	FUTURE	Total
Prior Actual	Est FY19	Orig. FY20	Est c/o to FY20	New \$ FY20										
<b>EXPENDITURE PLAN (000'S)</b>														
Design/Arch/Eng				110		110								110
Land (or ROW)														
Construction	97		190	413		603								700
Internal Costs	-48		10	48		58								10
Equipment														
Interest														
Other Fees & Costs														
<b>Total Project Cost</b>	<b>49</b>		<b>200</b>	<b>571</b>		<b>771</b>								<b>820</b>
<b>FUNDING PLAN (000'S)</b>														
Capital Projects Fund														
Developer Contribution														
Grants Pending														
Sinking Fund														
Conn. Fee -Wastewater	49		200	571		771								820
<b>Total Funding</b>	<b>49</b>		<b>200</b>	<b>571</b>		<b>771</b>								<b>820</b>
<b>LOAN REPAYMENT SCHEDULE (000'S)</b>														
<b>Total Loan Repayment</b>														
<b>OPERATING BUDGET IMPACT (000'S)</b>														
Personal Svc.														
Non-personal														
Capital														
<b>Total Operating</b>														

**FY2020 Capital Improvements Budget / FY 2020 - FY 2025 Project Detail** **Project No. c351406**

<b>GENERAL PROJECT DATA:</b>		Status Existing	<b>CONCURRENCY REQUIREMENTS</b> (Y/N)		<b>PROJECT NEED CRITERIA</b>	<b>PROJECT SCHEDULE</b>	<b>FY20</b>	<b>FY21</b>	<b>FY22</b>	<b>FY23</b>	<b>FY24</b>	<b>FY25</b>
Project Title:	Grand Master Lift Station and Gravity Interceptor - Loveland Blvd Midway to Olean		Does project add new capacity?	N	Safety	Design/Arch	1 2 3 4	1 2 3 4	1 2 3 4	1 2 3 4	1 2 3 4	1 2 3 4
Functional Area:	Utilities - Wastewater		Is project required to maintain level of service:	N	Mandate	Land/ROW						
Department:	Utilities - Engineering		- Within 5 years? List project in CIE	N	Replace	Construct						
Location:	Mid County		- From 6 to 10 years? Monitor Annually	N	Growth	Equipment						

**PROJECT DESCRIPTION:**  
 Midway to Olean – CCU is constructing a major wastewater gravity interceptor in this location to transfer wastewater to the East Port Water Reclamation Facility. A grand master lift station will also be constructed as the final pumping facility to the treatment plant.

**PROJECT RATIONALE (Include Additional LOS Detail, if necessary):**

**OPERATING BUDGET IMPACT:**

**REPLACEMENT COUNTY PROPERTY NO.:**

	Prior Actual	Est FY19	Calc. for FY20			FY20	FY21	FY22	FY23	FY24	FY25	FUTURE	Total
			(1) Orig. FY20	(2) Est c/o to FY20	(3) New \$ FY20								
<b>EXPENDITURE PLAN (000'S)</b>													
Design/Arch/Eng	1,185	30		27	40	67							1,282
Land (or ROW)													
Construction	5,932	5,148		11,658	-40	11,618							22,699
Internal Costs	134	17		855		855							1,007
Equipment													
Interest	69				206	206	196	186	177	167	157	1,110	2,268
Other Fees & Costs													
<b>Total Project Cost</b>	<b>7,320</b>	<b>5,196</b>		<b>12,541</b>	<b>206</b>	<b>12,747</b>	<b>196</b>	<b>186</b>	<b>177</b>	<b>167</b>	<b>157</b>	<b>1,110</b>	<b>27,256</b>
<b>FUNDING PLAN (000'S)</b>													
Utility Capital Projects	2,190			-180	1,805	1,625							3,814
Debt Proceeds	1												1
Conn. Fee -Water													
Conn. Fee -Wastewater	864				206	206	196	186	177	167	157	1,110	3,063
SRF Funding	4,265	5,196		12,721	-1,805	10,917							20,378
<b>Total Funding</b>	<b>7,320</b>	<b>5,196</b>		<b>12,541</b>	<b>206</b>	<b>12,747</b>	<b>196</b>	<b>186</b>	<b>177</b>	<b>167</b>	<b>157</b>	<b>1,110</b>	<b>27,256</b>
<b>LOAN REPAYMENT SCHEDULE (000'S)</b>													
Conn. Fee -Wastewater					1,019	1,019	1,019	1,019	1,019	1,019	1,019	14,265	20,378
<b>Total Loan Repayment</b>					<b>1,019</b>	<b>1,019</b>	<b>1,019</b>	<b>1,019</b>	<b>1,019</b>	<b>1,019</b>	<b>1,019</b>	<b>14,265</b>	<b>20,378</b>
<b>OPERATING BUDGET IMPACT (000'S)</b>													
Personal Svc													
Non-personal													
Capital													
<b>Total Operating</b>													

FY2020 Capital Improvements Budget / FY 2020 - FY 2025 Project Detail											Project No. c351408																																																																																																																																																																																																																																																																																																																																																																														
GENERAL PROJECT DATA:			CONCURRENCY REQUIREMENTS			PROJECT NEED CRITERIA	PROJECT SCHEDULE	FY20			FY21			FY22			FY23			FY24			FY25																																																																																																																																																																																																																																																																																																																																																																		
Project Title: Myakka River 24" Water Main			Does project add new capacity?			Safety	Design/Arch	1	2	3	4	1	2	3	4	1	2	3	4	1	2	3	4	1	2	3	4																																																																																																																																																																																																																																																																																																																																																														
Status Existing			(Y/N) N			Mandate	Land/ROW																																																																																																																																																																																																																																																																																																																																																																																		
Functional Area: Utilities - Water			Is project required to maintain level of service:			Replace	Construct																																																																																																																																																																																																																																																																																																																																																																																		
Department: Utilities - Engineering			- Within 5 years? List project in CIE			Growth	Equipment	X																																																																																																																																																																																																																																																																																																																																																																																	
Location: West County			- From 6 to 10 years? Monitor Annually																																																																																																																																																																																																																																																																																																																																																																																						
PROJECT DESCRIPTION:											PROJECT RATIONALE (Include Additional LOS Detail, if necessary):																																																																																																																																																																																																																																																																																																																																																																														
To provide additional potable water capacity to West County to meet growth demands in this part of the CCU service area. 24" water main crossing th Myakka River to the Gulf Cove Booster Station replacing an existing 12" water main to provide, etc.																																																																																																																																																																																																																																																																																																																																																																																									
OPERATING BUDGET IMPACT:											REPLACEMENT COUNTY PROPERTY NO.:																																																																																																																																																																																																																																																																																																																																																																														
The O&M budget impact is less than \$1000/year																																																																																																																																																																																																																																																																																																																																																																																									
<table border="1"> <thead> <tr> <th colspan="2"></th> <th>(1)</th> <th>(2)</th> <th>(3)</th> <th colspan="10"></th> </tr> <tr> <th colspan="2"></th> <th colspan="3">Calc. for FY20</th> <th colspan="10"></th> </tr> <tr> <th>Prior Actual</th> <th>Est FY19</th> <th>Orig. FY20</th> <th>Est c/o to FY20</th> <th>New \$ FY20</th> <th>FY20</th> <th>FY21</th> <th>FY22</th> <th>FY23</th> <th>FY24</th> <th>FY25</th> <th>FUTURE</th> <th>Total</th> </tr> </thead> <tbody> <tr> <td colspan="13">EXPENDITURE PLAN (000'S)</td> </tr> <tr> <td>Design/Arch/Eng</td> <td></td> <td></td> <td></td> <td></td> <td></td> <td></td> <td></td> <td></td> <td></td> <td></td> <td></td> <td></td> </tr> <tr> <td>Land (or ROW)</td> <td></td> <td></td> <td></td> <td></td> <td></td> <td></td> <td></td> <td></td> <td></td> <td></td> <td></td> <td></td> </tr> <tr> <td>Construction</td> <td></td> <td></td> <td>2,944</td> <td></td> <td>2,944</td> <td></td> <td></td> <td></td> <td></td> <td></td> <td></td> <td>2,944</td> </tr> <tr> <td>Internal Costs</td> <td></td> <td></td> <td>147</td> <td></td> <td>147</td> <td></td> <td></td> <td></td> <td></td> <td></td> <td></td> <td>147</td> </tr> <tr> <td>Equipment</td> <td></td> <td></td> <td></td> <td></td> <td></td> <td></td> <td></td> <td></td> <td></td> <td></td> <td></td> <td></td> </tr> <tr> <td>Interest</td> <td></td> <td></td> <td></td> <td></td> <td></td> <td></td> <td></td> <td></td> <td></td> <td></td> <td></td> <td></td> </tr> <tr> <td>Other Fees &amp; Costs</td> <td></td> <td></td> <td></td> <td></td> <td></td> <td></td> <td></td> <td></td> <td></td> <td></td> <td></td> <td></td> </tr> <tr> <td><b>Total Project Cost</b></td> <td></td> <td></td> <td><b>3,091</b></td> <td></td> <td><b>3,091</b></td> <td></td> <td></td> <td></td> <td></td> <td></td> <td></td> <td><b>3,091</b></td> </tr> <tr> <td colspan="13">FUNDING PLAN (000'S)</td> </tr> <tr> <td>O &amp; M Fund</td> <td></td> <td></td> <td></td> <td></td> <td></td> <td></td> <td></td> <td></td> <td></td> <td></td> <td></td> <td></td> </tr> <tr> <td>Debt Proceeds</td> <td></td> <td></td> <td></td> <td></td> <td></td> <td></td> <td></td> <td></td> <td></td> <td></td> <td></td> <td></td> </tr> <tr> <td>Sinking Fund</td> <td></td> <td></td> <td></td> <td></td> <td></td> <td></td> <td></td> <td></td> <td></td> <td></td> <td></td> <td></td> </tr> <tr> <td>Conn. Fee -Water</td> <td></td> <td></td> <td>441</td> <td>2,650</td> <td>3,091</td> <td></td> <td></td> <td></td> <td></td> <td></td> <td></td> <td>3,091</td> </tr> <tr> <td>Pending SRF</td> <td></td> <td></td> <td>2,650</td> <td>-2,650</td> <td></td> <td></td> <td></td> <td></td> <td></td> <td></td> <td></td> <td></td> </tr> <tr> <td><b>Total Funding</b></td> <td></td> <td></td> <td><b>3,091</b></td> <td></td> <td><b>3,091</b></td> <td></td> <td></td> <td></td> <td></td> <td></td> <td></td> <td><b>3,091</b></td> </tr> <tr> <td colspan="13">LOAN REPAYMENT SCHEDULE (000'S)</td> </tr> <tr> <td>Conn. Fee -Water</td> <td></td> <td></td> <td></td> <td></td> <td></td> <td></td> <td></td> <td></td> <td></td> <td></td> <td></td> <td></td> </tr> <tr> <td><b>Total Loan Repayment</b></td> <td></td> <td></td> <td></td> <td></td> <td></td> <td></td> <td></td> <td></td> <td></td> <td></td> <td></td> <td></td> </tr> <tr> <td colspan="13">OPERATING BUDGET IMPACT (000'S)</td> </tr> <tr> <td>Personal Svc.</td> <td></td> <td></td> <td></td> <td></td> <td></td> <td></td> <td></td> <td></td> <td></td> <td></td> <td></td> <td></td> </tr> <tr> <td>Non-personal</td> <td></td> <td></td> <td></td> <td></td> <td></td> <td></td> <td></td> <td></td> <td></td> <td></td> <td></td> <td></td> </tr> <tr> <td>Capital</td> <td></td> <td></td> <td></td> <td></td> <td></td> <td></td> <td></td> <td></td> <td></td> <td></td> <td></td> <td></td> </tr> <tr> <td><b>Total Operating</b></td> <td></td> <td></td> <td></td> <td></td> <td></td> <td></td> <td></td> <td></td> <td></td> <td></td> <td></td> <td></td> </tr> </tbody> </table>													(1)	(2)	(3)													Calc. for FY20													Prior Actual	Est FY19	Orig. FY20	Est c/o to FY20	New \$ FY20	FY20	FY21	FY22	FY23	FY24	FY25	FUTURE	Total	EXPENDITURE PLAN (000'S)													Design/Arch/Eng													Land (or ROW)													Construction			2,944		2,944							2,944	Internal Costs			147		147							147	Equipment													Interest													Other Fees & Costs													<b>Total Project Cost</b>			<b>3,091</b>		<b>3,091</b>							<b>3,091</b>	FUNDING PLAN (000'S)													O & M Fund													Debt Proceeds													Sinking Fund													Conn. Fee -Water			441	2,650	3,091							3,091	Pending SRF			2,650	-2,650									<b>Total Funding</b>			<b>3,091</b>		<b>3,091</b>							<b>3,091</b>	LOAN REPAYMENT SCHEDULE (000'S)													Conn. Fee -Water													<b>Total Loan Repayment</b>													OPERATING BUDGET IMPACT (000'S)													Personal Svc.													Non-personal													Capital													<b>Total Operating</b>																								
		(1)	(2)	(3)																																																																																																																																																																																																																																																																																																																																																																																					
		Calc. for FY20																																																																																																																																																																																																																																																																																																																																																																																							
Prior Actual	Est FY19	Orig. FY20	Est c/o to FY20	New \$ FY20	FY20	FY21	FY22	FY23	FY24	FY25	FUTURE	Total																																																																																																																																																																																																																																																																																																																																																																													
EXPENDITURE PLAN (000'S)																																																																																																																																																																																																																																																																																																																																																																																									
Design/Arch/Eng																																																																																																																																																																																																																																																																																																																																																																																									
Land (or ROW)																																																																																																																																																																																																																																																																																																																																																																																									
Construction			2,944		2,944							2,944																																																																																																																																																																																																																																																																																																																																																																													
Internal Costs			147		147							147																																																																																																																																																																																																																																																																																																																																																																													
Equipment																																																																																																																																																																																																																																																																																																																																																																																									
Interest																																																																																																																																																																																																																																																																																																																																																																																									
Other Fees & Costs																																																																																																																																																																																																																																																																																																																																																																																									
<b>Total Project Cost</b>			<b>3,091</b>		<b>3,091</b>							<b>3,091</b>																																																																																																																																																																																																																																																																																																																																																																													
FUNDING PLAN (000'S)																																																																																																																																																																																																																																																																																																																																																																																									
O & M Fund																																																																																																																																																																																																																																																																																																																																																																																									
Debt Proceeds																																																																																																																																																																																																																																																																																																																																																																																									
Sinking Fund																																																																																																																																																																																																																																																																																																																																																																																									
Conn. Fee -Water			441	2,650	3,091							3,091																																																																																																																																																																																																																																																																																																																																																																													
Pending SRF			2,650	-2,650																																																																																																																																																																																																																																																																																																																																																																																					
<b>Total Funding</b>			<b>3,091</b>		<b>3,091</b>							<b>3,091</b>																																																																																																																																																																																																																																																																																																																																																																													
LOAN REPAYMENT SCHEDULE (000'S)																																																																																																																																																																																																																																																																																																																																																																																									
Conn. Fee -Water																																																																																																																																																																																																																																																																																																																																																																																									
<b>Total Loan Repayment</b>																																																																																																																																																																																																																																																																																																																																																																																									
OPERATING BUDGET IMPACT (000'S)																																																																																																																																																																																																																																																																																																																																																																																									
Personal Svc.																																																																																																																																																																																																																																																																																																																																																																																									
Non-personal																																																																																																																																																																																																																																																																																																																																																																																									
Capital																																																																																																																																																																																																																																																																																																																																																																																									
<b>Total Operating</b>																																																																																																																																																																																																																																																																																																																																																																																									

FY2020 Capital Improvements Budget / FY 2020 - FY 2025 Project Detail												Project No. c351409																																																							
GENERAL PROJECT DATA:			Status	Existing	CONCURRENCY REQUIREMENTS				(Y/N)	PROJECT NEEI	PROJECT	FY20			FY21			FY22			FY23			FY24			FY25																																								
Project Title: Myakka Potable Water Booster Station					Does project add new capacity?				N	CRITERIA	SCHEDULE	1	2	3	4	1	2	3	4	1	2	3	4	1	2	3	4	1	2	3	4																																				
Functional Area: Utilities - Water					Is project required to maintain level of service:				N	Safety	Design/Arch																																																								
Department: Utilities - Engineering					- Within 5 years? List project in CIE				N	Mandate	Land/ROW																																																								
Location: West County					- From 6 to 10 years? Monitor Annually				N	Replace	Construct																																																								
										Growth	Equipment	X																																																							
<b>PROJECT DESCRIPTION:</b>												<b>PROJECT RATIONALE (Include Additional LOS Detail, if necessary):</b>																																																							
Construction of a potable water booster station on SR 776 to increase the capacity in the existion 16" water main that is attached to the SR 776 bridge over the Myakka River and 16" potable water main on Biscayne-Cornelius.																																																																			
<b>OPERATING BUDGET IMPACT:</b>												<b>REPLACEMENT COUNTY PROPERTY NO.:</b>																																																							
The O&M budget impact is less than \$1000/year																																																																			
<table border="1"> <thead> <tr> <th colspan="2"></th> <th>(1)</th> <th>(2)</th> <th>(3)</th> <th colspan="10"></th> </tr> <tr> <th colspan="2"></th> <th colspan="3">Calc. for FY20</th> <th colspan="10"></th> </tr> <tr> <th></th> <th>Prior Actual</th> <th>Est FY19</th> <th>Orig. FY20</th> <th>Est c/o to FY20</th> <th>New \$ FY20</th> <th>FY20</th> <th>FY21</th> <th>FY22</th> <th>FY23</th> <th>FY24</th> <th>FY25</th> <th>FUTURE</th> <th>Total</th> </tr> </thead> </table>														(1)	(2)	(3)													Calc. for FY20														Prior Actual	Est FY19	Orig. FY20	Est c/o to FY20	New \$ FY20	FY20	FY21	FY22	FY23	FY24	FY25	FUTURE	Total												
		(1)	(2)	(3)																																																															
		Calc. for FY20																																																																	
	Prior Actual	Est FY19	Orig. FY20	Est c/o to FY20	New \$ FY20	FY20	FY21	FY22	FY23	FY24	FY25	FUTURE	Total																																																						
EXPENDITURE PLAN (000'S)																																																																			
Design/Arch/Eng	110	17		55		55							181																																																						
Land (or ROW)																																																																			
Construction	72	495		2,080		2,080							2,648																																																						
Internal Costs	49	14		47		47							109																																																						
Equipment																																																																			
Interest	4						22	21	20	19	18	136	238																																																						
Other Fees & Costs																																																																			
<b>Total Project Cost</b>	<b>235</b>	<b>526</b>		<b>2,182</b>		<b>2,182</b>	<b>22</b>	<b>21</b>	<b>20</b>	<b>19</b>	<b>18</b>	<b>136</b>	<b>3,176</b>																																																						
FUNDING PLAN (000'S)																																																																			
O & M Fund																																																																			
Debt Proceeds	90												90																																																						
Sinking Fund																																																																			
Conn. Fee -Water	145	526		595		595	22	21	20	19	18	136	1,500																																																						
SRF Funding				1,586		1,586							1,586																																																						
<b>Total Funding</b>	<b>235</b>	<b>526</b>		<b>2,182</b>		<b>2,182</b>	<b>22</b>	<b>21</b>	<b>20</b>	<b>19</b>	<b>18</b>	<b>136</b>	<b>3,176</b>																																																						
LOAN REPAYMENT SCHEDULE (000'S)																																																																			
Conn. Fee -Water							79	79	79	79	79	1,190	1,586																																																						
<b>Total Loan Repayment</b>							<b>79</b>	<b>79</b>	<b>79</b>	<b>79</b>	<b>79</b>	<b>1,190</b>	<b>1,586</b>																																																						
OPERATING BUDGET IMPACT (000'S)																																																																			
Personal Svc.																																																																			
Non-personal																																																																			
Capital																																																																			
<b>Total Operating</b>																																																																			

**FY2020 Capital Improvements Budget / FY 2020 - FY 2025 Project Detail** **Project No. c351502**

<b>GENERAL PROJECT DATA:</b>		<b>CONCURRENCY REQUIREMENTS (Y/N)</b>		<b>PROJECT NEEDED</b>	<b>PROJECT SCHEDULE</b>	<b>FY20</b>	<b>FY21</b>	<b>FY22</b>	<b>FY23</b>	<b>FY24</b>	<b>FY25</b>
Project Title:	Burnt Store Road Ph 2 Utility Infrastructure	Does project add new capacity?	Y	<b>CRITERIA</b>	<b>SCHEDULE</b>	1 2 3 4	1 2 3 4	1 2 3 4	1 2 3 4	1 2 3 4	1 2 3 4
Functional Area:	Utilities	Is project required to maintain level of service:	Y	Safety	Design/Arch						
Department:	Utilities - Engineering	- Within 5 years? List project in CIE	Y	Mandate	Land/ROW						
Location:	South County	- From 6 to 10 years? Monitor Annually	N	Replace	Construct						
				Growth	Equipment						

**PROJECT DESCRIPTION:**  
 Utility Mains to be installed in conjunction with the widening of Burnt Store Road. This Project will provide for connection of the North and South segments of Burnt Store Road, provide service to areas currently not served in the certificated area and provide an interconnect with the City of Punta Gorda.

**PROJECT RATIONALE (Include Additional LOS Detail, if necessary):**

**OPERATING BUDGET IMPACT:**

**REPLACEMENT COUNTY PROPERTY NO.:**

	Prior Actual	Est FY19	Calc. for FY20			FY20	FY21	FY22	FY23	FY24	FY25	FUTURE	Total
			Orig. FY20	Est c/o to FY20	New \$ FY20								
<b>EXPENDITURE PLAN (000'S)</b>													
Design/Arch/Eng	416	4		84		84							504
Land (or ROW)													
Construction				1,668	1,207	2,875							2,875
Internal Costs	1			125		125							126
Equipment													
Interest	16												16
Other Fees & Costs													
<b>Total Project Cost</b>	<b>433</b>	<b>4</b>		<b>1,877</b>	<b>1,207</b>	<b>3,083</b>							<b>3,521</b>
<b>FUNDING PLAN (000'S)</b>													
R & R Fund	330			22		22							352
Conn. Fee -Wastewater	48	2		35		35							85
Conn. Fee -Water	55	2		27		27							84
Utility Capital Projects				1,793	1,207	3,000							3,000
<b>Total Funding</b>	<b>433</b>	<b>4</b>		<b>1,877</b>	<b>1,207</b>	<b>3,083</b>							<b>3,521</b>
<b>LOAN REPAYMENT SCHEDULE (000'S)</b>													
<b>Total Loan Repayment</b>													
<b>OPERATING BUDGET IMPACT (000'S)</b>													
Personal Svc.													
Non-personal													
Capital													
<b>Total Operating</b>													

**FY2020 Capital Improvements Budget / FY 2020 - FY 2025 Project Detail** Project No. **c351602**

<b>GENERAL PROJECT DATA:</b>		Status	Existing
Project Title:	Charlotte Harbor Water Quality Initiative Phase II El Jobean	CONCURRENCY REQUIREMENTS:	Does project add new capacity? Yes
Functional Area:	Utilities - Wastewater	Is project required to maintain level of service:	Yes
Department:	Utilities - Engineering	- Within 5 years? List project in CIE	No
Location:	Mid County	- From 6 to 10 years? Monitor Annually	No

PROJECT NEED CRITERIA	PROJECT SCHEDULE	FY20				FY21				FY22				FY23				FY24				FY25			
		1	2	3	4	1	2	3	4	1	2	3	4	1	2	3	4	1	2	3	4	1	2	3	4
Safety	X																								
Mandate																									
Replace																									
Growth	X																								

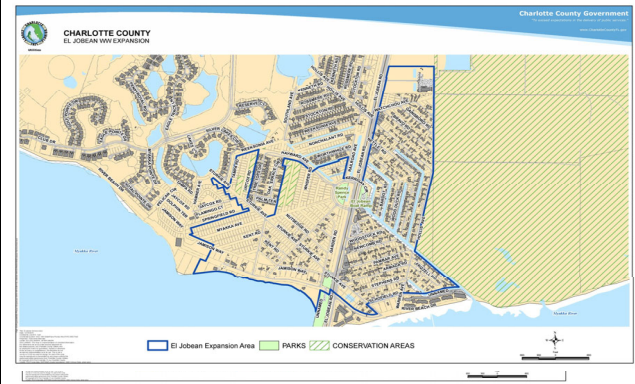
**PROJECT DESCRIPTION:**  
 To provide central wastewater service to the area east of 776 north of the Myakka River in the El Jobean neighborhood. Water service is provided by El Jobean water.

**PROJECT RATIONALE (Include Additional LOS Detail, if necessary):**  
  
 Due to the age of many of the On-Site Treatment Disposal Systems (OSTDS), the present groundwater separation requirements between the bottom drainfield and the Seasonal High Water Table are not being met. Given the current state of the existing OSTDS throughout this area, combined with the impact on the environment and water bodies, Utilities Department has evaluated various alternatives to install central sewer systems.

Estimated ERU:  
**OPERATING BUDGET IMPACT:**

REPLACEMENT COUNTY PROPERTY NO.:

	Prior Actual	Est FY19	Calc. for FY20			FY20	FY21	FY22	FY23	FY24	FY25	FUTURE	Total
			(1) Orig. FY20	(2) Est c/o to FY20	(3) New \$ FY20								
<b>EXPENDITURE PLAN (000'S)</b>													
Design/Arch/Eng	204	86		150		150							440
Land (or ROW)	5	3		-8	150	142							150
Construction	30			1,797	6,763	8,561							8,591
Internal Costs	170	7		-177	430	253							430
Equipment													
Interest							42	40	38	36	34	260	451
Other Fees & Costs													
<b>Total Project Cost</b>	<b>410</b>	<b>96</b>		<b>1,762</b>	<b>7,343</b>	<b>9,105</b>	<b>42</b>	<b>40</b>	<b>38</b>	<b>36</b>	<b>34</b>	<b>260</b>	<b>10,062</b>
<b>FUNDING PLAN (000'S)</b>													
O & M Fund	35	-35											
SRF Funding					3,760	3,760							3,760
MSBU Assessments							42	40	38	36	34	260	451
Conn. Fee -Wastewater													
BP Settlement Fund	375	131		1,262	2,633	3,895							4,400
Grants				500	951	1,451							1,451
<b>TOTAL FUNDING</b>	<b>410</b>	<b>96</b>		<b>1,762</b>	<b>7,343</b>	<b>9,105</b>	<b>42</b>	<b>40</b>	<b>38</b>	<b>36</b>	<b>34</b>	<b>260</b>	<b>10,062</b>
<b>LOAN REPAYMENT SCHEDULE (000'S)</b>													
MSBU Assessments							188	188	188	188	188	2,820	3,760
<b>TOTAL LOAN REPAYMENT</b>							<b>188</b>	<b>188</b>	<b>188</b>	<b>188</b>	<b>188</b>	<b>2,820</b>	<b>3,760</b>
<b>OPERATING BUDGET IMPACT (000'S)</b>													
Personal Svc.													
Non-personal													
Capital													
<b>Total Operating</b>													



Wastewater Improvements



FY2020 Capital Improvements Budget / FY 2020 - FY 2025 Project Detail											Project No. c351901																																																		
GENERAL PROJECT DATA:			Status	New	CONCURRENCY REQUIREMENTS (Y/N)				PROJECT NEED CRITERIA	PROJECT SCHEDULE	FY20			FY21			FY22			FY23			FY24			FY25																																			
Project Title: Burnt Store WRF Expansion					Does project add new capacity? Y				Safety	X	Design/Arch																																																		
Functional Area: Utilities					Is project required to maintain level of service: Y				Mandate	X	Land/ROW																																																		
Department: Utilities - Operations					- Within 5 years? List project in CIE Y				Replace	X	Construct																																																		
Location: South County					- From 6 to 10 years? Monitor Annually Y				Growth	X	Equipment																																																		
PROJECT DESCRIPTION:											PROJECT RATIONALE (Include Additional LOS Detail, if necessary):																																																		
Expansion of Burnt Store Water Reclamation Facility.											Burnt Store WRF treats the wastewater for all of the south county utility service area. The plant capacity is currently 0.5 Million Gallons per Day (MGD). In order to meet regulatory guidelines, address overall operation & maintenance of the facility, and handle growth in this area, the plant will need to be expanded up to 2.0 to 2.5 MGD. This expansion will require land acquisition.																																																		
OPERATING BUDGET IMPACT:																																																													
The O&M budget impact is estimated less than \$150,000/year. Reuse upgrade will generate additional revenue. Increase in staffing (min. 2-3 full-time employees)																																																													
<table border="1"> <thead> <tr> <th colspan="5">Calc. for FY20</th> <th colspan="12"></th> </tr> <tr> <th>Prior Actual</th> <th>Est FY19</th> <th>Orig. FY20</th> <th>Est c/o to FY20</th> <th>New \$ FY20</th> <th>FY20</th> <th>FY21</th> <th>FY22</th> <th>FY23</th> <th>FY24</th> <th>FY25</th> <th>FUTURE</th> <th>Total</th> <th colspan="9"></th> </tr> </thead> </table>											Calc. for FY20																	Prior Actual	Est FY19	Orig. FY20	Est c/o to FY20	New \$ FY20	FY20	FY21	FY22	FY23	FY24	FY25	FUTURE	Total																					
Calc. for FY20																																																													
Prior Actual	Est FY19	Orig. FY20	Est c/o to FY20	New \$ FY20	FY20	FY21	FY22	FY23	FY24	FY25	FUTURE	Total																																																	
EXPENDITURE PLAN (000'S)																																																													
Design/Arch/Eng				3,600		3,600							3,600																																																
Land (or ROW)				600		600							600																																																
Construction								29,200					29,200																																																
Internal Costs								1,500					1,500																																																
Equipment																																																													
Interest																																																													
Other Fees & Costs								1,500					1,500																																																
<b>Total Project Cost</b>				<b>4,200</b>		<b>4,200</b>		<b>32,200</b>					<b>36,400</b>																																																
FUNDING PLAN (000'S)																																																													
SRF Funding																																																													
Pending SRF				4,200		4,200		32,200					36,400																																																
Conn. Fee -Wastewater																																																													
Conn. Fee -Water																																																													
Debt Proceeds																																																													
<b>Total Funding</b>				<b>4,200</b>		<b>4,200</b>		<b>32,200</b>					<b>36,400</b>																																																
LOAN REPAYMENT SCHEDULE (000'S)																																																													
<b>Total Loan Repayment</b>																																																													
OPERATING BUDGET IMPACT (000'S)																																																													
Personal Svc.																																																													
Non-personal																																																													
Capital																																																													
<b>Total Operating</b>																																																													

FY2020 Capital Improvements Budget / FY 2020 - FY 2025 Project Detail													Project No. c351902																		
GENERAL PROJECT DATA:			Status	New	CONCURRENCY REQUIREMENTS			(Y/N)	PROJECT NEEDED	PROJECT CRITERIA	PROJECT SCHEDULE	FY20			FY21			FY22			FY23			FY24			FY25				
Project Title: East Port WRF Expansion					Does project add new capacity?			Y	Safety	X	Design/Arch	1	2	3	4	1	2	3	4	1	2	3	4	1	2	3	4	1	2	3	4
Functional Area: Utilities					Is project required to maintain level of service:			Y	Mandate	X	Land/ROW																				
Department: Utilities - Operations					- Within 5 years? List project in CIE			Y	Replace	X	Construct																				
Location: Mid County					- From 6 to 10 years? Monitor Annually			Y	Growth	X	Equipment																				
PROJECT DESCRIPTION:													PROJECT RATIONALE (Include Additional LOS Detail, if necessary):																		
Expansion of East Port Water Reclamation Facility.													East Port WRF treats the wastewater for all of mid-county. The existing plant capacity is reaching its limits due to economic growth and new sewer connections. In order to meet regulatory guidelines and improve overall operation and maintenance of the facility, the plant will need to be expanded from 6 to 9 Million Gallons per Day (MGD).																		
OPERATING BUDGET IMPACT:																															
The O&M budget impact is estimated less than \$300,000/year. Increase in staffing minimum five full-time employees (3 operations & 2 laboratory).																															
Calc. for FY20																															
	Prior Actual	Est FY19	Orig. FY20	Est c/o to FY20	New \$ FY20	FY20	FY21	FY22	FY23	FY24	FY25	FUTURE	Total																		
EXPENDITURE PLAN (000'S)																															
Design/Arch/Eng				2,800		2,800							2,800																		
Land (or ROW)																															
Construction			24,820			24,820							24,820																		
Internal Costs			1,250			1,250							1,250																		
Equipment																															
Interest																															
Other Fees & Costs			1,250			1,250							1,250																		
Total Project Cost			27,320	2,800		30,120							30,120																		
FUNDING PLAN (000'S)																															
SRF Funding																															
Pending SRF			27,320	2,800		30,120							30,120																		
Conn. Fee -Wastewater																															
Conn. Fee -Water																															
Debt Proceeds																															
Total Funding			27,320	2,800		30,120							30,120																		
LOAN REPAYMENT SCHEDULE (000'S)																															
Total Loan Repayment																															
OPERATING BUDGET IMPACT (000'S)																															
Personal Svc.																															
Non-personal																															
Capital																															
Total Operating																															

FY2020 Capital Improvements Budget / FY 2020 - FY 2025 Project Detail											Project No. c351903																
GENERAL PROJECT DATA:		Status	New	CONCURRENCY REQUIREMENTS (Y/N)				PROJECT NEEDED		PROJECT SCHEDULE		FY20	FY21	FY22	FY23	FY24	FY25										
Project Title:	Cape Haze Sewer & Reclaim Transmission System			Does project add new capacity?	Y				CRITERIA	SCHEDULE	1	2	3	4	1	2	3	4	1	2	3	4	1	2	3	4	
Functional Area:	Utilities			Is project required to maintain level of service:	Y				Safety	X	Design/Arch																
Department:	Engineering			- Within 5 years? List project in CIE	Y				Mandate	X	Land/ROW																
Location:	West County			- From 6 to 10 years? Monitor Annually	Y				Replace	X	Construct																
PROJECT DESCRIPTION:											PROJECT RATIONALE (Include Additional LOS Detail, if necessary):																
Wastewater Forcemain Replacement and Reclaim Line replacement in West County - Cape Haze											Fulfill CCU's commitment to complete this project per Grant agreement with SWFWMD effective 10/1/13-12/31/19. Sewer - replace undersize existing force mains with 12" FM due to age & reliability. Upsize will add more capacity to system. Reclaim - provide a new link along Cape Haze Drive by replacing an existing deteriorated undersize reclaimed water main from the Rotonda WRF that serves existing customers in the Rotonda area. Also provides flexibility to serve reclaim water customers along the Placida Rd corridor.																
OPERATING BUDGET IMPACT:																											
					Calc. for FY20																						
	Prior Actual	Est FY19	Orig. FY20	Est c/o to FY20	New \$ FY20	FY20	FY21	FY22	FY23	FY24	FY25	FUTURE	Total														
EXPENDITURE PLAN (000'S)																											
Design/Arch/Eng																											
Land (or ROW)																											
Construction				2,000		2,000							2,000														
Internal Costs				100		100							100														
Equipment																											
Interest																											
Other Fees & Costs																											
Total Project Cost				2,100		2,100							2,100														
FUNDING PLAN (000'S)																											
R & R Fund				2,100		2,100							2,100														
Conn. Fee -Wastewater																											
Conn. Fee -Water																											
Total Funding				2,100		2,100							2,100														
LOAN REPAYMENT SCHEDULE (000'S)																											
Total Loan Repayment																											
OPERATING BUDGET IMPACT (000'S)																											
Personal Svc.																											
Non-personal																											
Capital																											
Total Operating																											

FY2020 Capital Improvements Budget / FY 2020 - FY 2025 Project Detail											Project No. c360804																												
GENERAL PROJECT DATA:		Status	Existing	CONCURRENCY REQUIREMENTS			(Y/N)	PROJECT NEEI	PROJECT	FY20			FY21			FY22			FY23			FY24			FY25														
Project Title:	Water Transmission/Wastewater Collection			Does project add new capacity?		N	CRITERIA	SCHEDULE	1	2	3	4	1	2	3	4	1	2	3	4	1	2	3	4	1	2	3	4	1	2	3	4							
Functional Area:	Reimbursement			Is project required to maintain level of service:		N	Safety	Design/Arch																															
Department:	Utilities			- Within 5 years? List project in CIE		N	Mandate	Land/ROW																															
Location:	County Wide			- From 6 to 10 years? Monitor Annually		N	Replace	Construct																															
							Growth	Equipment	X																														
<b>PROJECT DESCRIPTION:</b>											<b>PROJECT RATIONALE (Include Additional LOS Detail, if necessary):</b>																												
If developers are requested to oversize or enhance infrastructure beyond their project's needs, CCU will reimburse them for the amount over what the infrastructure cost of their needs would be. This is based on CCU's Uniform Extension Policy and the Utility Agreements entered into by developers. This project will be amended at such time as the reimbursement amount is determined.											Per the Uniform Extension Policy, CCU will reimburse developers for the oversizing or enhancement of infrastructure to accommodate future growth and development, if requested by CCU. This will improve distribution and collection systems to accommodate new growth. The reimbursement amount will be determined through Utility Agreement, with developers.																												
<b>OPERATING BUDGET IMPACT:</b>											<b>REPLACEMENT COUNTY PROPERTY NO.:</b>																												
This project will increase capacity in the collection and distribution system necessary to accommodate growth in the CCU service area.																																							
<table border="1"> <thead> <tr> <th rowspan="2"></th> <th rowspan="2">Prior Actual</th> <th rowspan="2">Est FY19</th> <th colspan="3">Calc. for FY20</th> <th rowspan="2">FY20</th> <th rowspan="2">FY21</th> <th rowspan="2">FY22</th> <th rowspan="2">FY23</th> <th rowspan="2">FY24</th> <th rowspan="2">FY25</th> <th rowspan="2">FUTURE</th> <th rowspan="2">Total</th> </tr> <tr> <th>(1) Orig. FY20</th> <th>(2) Est c/o to FY20</th> <th>(3) New \$ FY20</th> </tr> </thead> </table>												Prior Actual	Est FY19	Calc. for FY20			FY20	FY21	FY22	FY23	FY24	FY25	FUTURE	Total	(1) Orig. FY20	(2) Est c/o to FY20	(3) New \$ FY20												
	Prior Actual	Est FY19	Calc. for FY20			FY20	FY21	FY22	FY23	FY24				FY25	FUTURE	Total																							
			(1) Orig. FY20	(2) Est c/o to FY20	(3) New \$ FY20																																		
EXPENDITURE PLAN (000'S)																																							
Design/Arch/Eng														Actual Reimbursements																									
Land (or ROW)														Home Depot Reimbursement est. FY09 File 06/1174																									
Construction														Possible locations for oversizing requests for future growth																									
Internal Costs																																							
Equipment																																							
Interest																																							
Other Fees & Costs	231		1,000	2,000		3,000	1,000	1,000	1,000	1,000	1,000	6,000	14,231	Other to be determined by Utility Agreements with developers																									
<b>Total Project Cost</b>	<b>231</b>		<b>1,000</b>	<b>2,000</b>		<b>3,000</b>	<b>1,000</b>	<b>1,000</b>	<b>1,000</b>	<b>1,000</b>	<b>1,000</b>	<b>6,000</b>	<b>14,231</b>																										
FUNDING PLAN (000'S)																																							
Conn. Fee -Wastewater	231		500	1,500		2,000	500	500	500	500	500	2,500	7,231																										
Conn. Fee -Water			500	500		1,000	500	500	500	500	500	3,500	7,000																										
<b>Total Funding</b>	<b>231</b>		<b>1,000</b>	<b>2,000</b>		<b>3,000</b>	<b>1,000</b>	<b>1,000</b>	<b>1,000</b>	<b>1,000</b>	<b>1,000</b>	<b>6,000</b>	<b>14,231</b>																										
LOAN REPAYMENT SCHEDULE (000'S)																																							
<b>Total Loan Repayment</b>																																							
OPERATING BUDGET IMPACT (000'S)																																							
Personal Svc.																																							
Non-personal																																							
Capital																																							
<b>Total Operating</b>																																							

FY2020 Capital Improvements Budget / FY 2020 - FY 2025 Project Detail											Project No. c361401																																																																																																																																																																																																																																																																																																																																													
GENERAL PROJECT DATA:			Status	Existing	CONCURRENCY REQUIREMENTS			(Y/N)	PROJECT NEEI	PROJECT	FY20			FY21			FY22			FY23			FY24			FY25																																																																																																																																																																																																																																																																																																																														
Project Title:	CCU Business Services Customer Billing and Data Base				Does project add new capacity?			N	CRITERIA	SCHEDULE	1	2	3	4	1	2	3	4	1	2	3	4	1	2	3	4	1	2	3	4																																																																																																																																																																																																																																																																																																																										
Functional Area:	Utilities				Is project required to maintain level of service:			N	Safety	Design/Arch																																																																																																																																																																																																																																																																																																																																														
Department:	Business Services				- Within 5 years? List project in CIE			Y	Mandate	Land/ROW																																																																																																																																																																																																																																																																																																																																														
Location:	System wide				- From 6 to 10 years? Monitor Annually			N	Replace	X Construct																																																																																																																																																																																																																																																																																																																																														
								Growth	Equipment																																																																																																																																																																																																																																																																																																																																															
<b>PROJECT DESCRIPTION:</b>											<b>PROJECT RATIONALE (Include Additional LOS Detail, if necessary):</b>																																																																																																																																																																																																																																																																																																																																													
Migrate Banner to current version - Improve efficiencies and ensure support of software.																																																																																																																																																																																																																																																																																																																																																								
<b>OPERATING BUDGET IMPACT:</b>											<b>REPLACEMENT COUNTY PROPERTY NO.:</b>																																																																																																																																																																																																																																																																																																																																													
CCU has purchased the upgraded version of the Customer Suite.																																																																																																																																																																																																																																																																																																																																																								
<table border="1"> <thead> <tr> <th></th> <th>Prior Actual</th> <th>Est FY19</th> <th>Orig. FY20</th> <th>Est c/o to FY20</th> <th>New \$ FY20</th> <th>FY20</th> <th>FY21</th> <th>FY22</th> <th>FY23</th> <th>FY24</th> <th>FY25</th> <th>FUTURE</th> <th>Total</th> </tr> </thead> <tbody> <tr> <td colspan="14" style="text-align:center">EXPENDITURE PLAN (000'S)</td> </tr> <tr> <td>Design/Arch/Eng</td> <td></td><td></td><td></td><td></td><td></td><td></td><td></td><td></td><td></td><td></td><td></td><td></td><td></td> </tr> <tr> <td>Land (or ROW)</td> <td></td><td></td><td></td><td></td><td></td><td></td><td></td><td></td><td></td><td></td><td></td><td></td><td></td> </tr> <tr> <td>Construction</td> <td></td><td></td><td></td><td></td><td></td><td></td><td></td><td></td><td></td><td></td><td></td><td></td><td></td> </tr> <tr> <td>Internal Costs</td> <td></td><td></td><td></td><td></td><td></td><td></td><td></td><td></td><td></td><td></td><td></td><td></td><td></td> </tr> <tr> <td>Equipment</td> <td>1,357</td><td></td><td></td><td>-7</td><td>7</td><td></td><td></td><td></td><td></td><td></td><td></td><td></td><td>1,357</td> </tr> <tr> <td>Interest</td> <td></td><td></td><td></td><td></td><td></td><td></td><td></td><td></td><td></td><td></td><td></td><td></td><td></td> </tr> <tr> <td>Other Fees &amp; Costs</td> <td>132</td><td></td><td>799</td><td>59</td><td>-7</td><td>851</td><td></td><td>800</td><td>800</td><td>800</td><td>800</td><td>3,200</td><td>7,384</td> </tr> <tr> <td><b>Total Project Cost</b></td> <td><b>1,489</b></td><td></td><td><b>799</b></td><td><b>52</b></td><td></td><td><b>851</b></td><td></td><td><b>800</b></td><td><b>800</b></td><td><b>800</b></td><td><b>800</b></td><td><b>3,200</b></td><td><b>8,740</b></td> </tr> <tr> <td colspan="14" style="text-align:center">FUNDING PLAN (000'S)</td> </tr> <tr> <td>O &amp; M Fund</td> <td>1,489</td><td></td><td>799</td><td>52</td><td></td><td>851</td><td></td><td>800</td><td>800</td><td>800</td><td>800</td><td>3,200</td><td>8,740</td> </tr> <tr> <td>Sinking Fund</td> <td></td><td></td><td></td><td></td><td></td><td></td><td></td><td></td><td></td><td></td><td></td><td></td><td></td> </tr> <tr> <td>Other Fund</td> <td></td><td></td><td></td><td></td><td></td><td></td><td></td><td></td><td></td><td></td><td></td><td></td><td></td> </tr> <tr> <td><b>Total Funding</b></td> <td><b>1,489</b></td><td></td><td><b>799</b></td><td><b>52</b></td><td></td><td><b>851</b></td><td></td><td><b>800</b></td><td><b>800</b></td><td><b>800</b></td><td><b>800</b></td><td><b>3,200</b></td><td><b>8,740</b></td> </tr> <tr> <td colspan="14" style="text-align:center">LOAN REPAYMENT SCHEDULE (000'S)</td> </tr> <tr> <td></td> <td></td><td></td><td></td><td></td><td></td><td></td><td></td><td></td><td></td><td></td><td></td><td></td><td></td> </tr> <tr> <td><b>Total Loan Repayment</b></td> <td></td><td></td><td></td><td></td><td></td><td></td><td></td><td></td><td></td><td></td><td></td><td></td><td></td> </tr> <tr> <td colspan="14" style="text-align:center">OPERATING BUDGET IMPACT (000'S)</td> </tr> <tr> <td>Personal Svc.</td> <td></td><td></td><td></td><td></td><td></td><td></td><td></td><td></td><td></td><td></td><td></td><td></td><td></td> </tr> <tr> <td>Non-personal</td> <td></td><td></td><td></td><td></td><td></td><td></td><td></td><td></td><td></td><td></td><td></td><td></td><td></td> </tr> <tr> <td>Capital</td> <td></td><td></td><td></td><td></td><td></td><td></td><td></td><td></td><td></td><td></td><td></td><td></td><td></td> </tr> <tr> <td><b>Total Operating</b></td> <td></td><td></td><td></td><td></td><td></td><td></td><td></td><td></td><td></td><td></td><td></td><td></td><td></td> </tr> </tbody> </table>												Prior Actual	Est FY19	Orig. FY20	Est c/o to FY20	New \$ FY20	FY20	FY21	FY22	FY23	FY24	FY25	FUTURE	Total	EXPENDITURE PLAN (000'S)														Design/Arch/Eng														Land (or ROW)														Construction														Internal Costs														Equipment	1,357			-7	7								1,357	Interest														Other Fees & Costs	132		799	59	-7	851		800	800	800	800	3,200	7,384	<b>Total Project Cost</b>	<b>1,489</b>		<b>799</b>	<b>52</b>		<b>851</b>		<b>800</b>	<b>800</b>	<b>800</b>	<b>800</b>	<b>3,200</b>	<b>8,740</b>	FUNDING PLAN (000'S)														O & M Fund	1,489		799	52		851		800	800	800	800	3,200	8,740	Sinking Fund														Other Fund														<b>Total Funding</b>	<b>1,489</b>		<b>799</b>	<b>52</b>		<b>851</b>		<b>800</b>	<b>800</b>	<b>800</b>	<b>800</b>	<b>3,200</b>	<b>8,740</b>	LOAN REPAYMENT SCHEDULE (000'S)																												<b>Total Loan Repayment</b>														OPERATING BUDGET IMPACT (000'S)														Personal Svc.														Non-personal														Capital														<b>Total Operating</b>																									
	Prior Actual	Est FY19	Orig. FY20	Est c/o to FY20	New \$ FY20	FY20	FY21	FY22	FY23	FY24	FY25	FUTURE	Total																																																																																																																																																																																																																																																																																																																																											
EXPENDITURE PLAN (000'S)																																																																																																																																																																																																																																																																																																																																																								
Design/Arch/Eng																																																																																																																																																																																																																																																																																																																																																								
Land (or ROW)																																																																																																																																																																																																																																																																																																																																																								
Construction																																																																																																																																																																																																																																																																																																																																																								
Internal Costs																																																																																																																																																																																																																																																																																																																																																								
Equipment	1,357			-7	7								1,357																																																																																																																																																																																																																																																																																																																																											
Interest																																																																																																																																																																																																																																																																																																																																																								
Other Fees & Costs	132		799	59	-7	851		800	800	800	800	3,200	7,384																																																																																																																																																																																																																																																																																																																																											
<b>Total Project Cost</b>	<b>1,489</b>		<b>799</b>	<b>52</b>		<b>851</b>		<b>800</b>	<b>800</b>	<b>800</b>	<b>800</b>	<b>3,200</b>	<b>8,740</b>																																																																																																																																																																																																																																																																																																																																											
FUNDING PLAN (000'S)																																																																																																																																																																																																																																																																																																																																																								
O & M Fund	1,489		799	52		851		800	800	800	800	3,200	8,740																																																																																																																																																																																																																																																																																																																																											
Sinking Fund																																																																																																																																																																																																																																																																																																																																																								
Other Fund																																																																																																																																																																																																																																																																																																																																																								
<b>Total Funding</b>	<b>1,489</b>		<b>799</b>	<b>52</b>		<b>851</b>		<b>800</b>	<b>800</b>	<b>800</b>	<b>800</b>	<b>3,200</b>	<b>8,740</b>																																																																																																																																																																																																																																																																																																																																											
LOAN REPAYMENT SCHEDULE (000'S)																																																																																																																																																																																																																																																																																																																																																								
<b>Total Loan Repayment</b>																																																																																																																																																																																																																																																																																																																																																								
OPERATING BUDGET IMPACT (000'S)																																																																																																																																																																																																																																																																																																																																																								
Personal Svc.																																																																																																																																																																																																																																																																																																																																																								
Non-personal																																																																																																																																																																																																																																																																																																																																																								
Capital																																																																																																																																																																																																																																																																																																																																																								
<b>Total Operating</b>																																																																																																																																																																																																																																																																																																																																																								

FY2020 Capital Improvements Budget / FY 2020 - FY 2025 Project Detail											Project No. c361408																																																																																																																																																																																																																																																																																																																																																																																																																																	
GENERAL PROJECT DATA:			Status	Existing	CONCURRENCY REQUIREMENTS			(Y/N)	PROJECT NEEI	PROJECT	FY20			FY21			FY22			FY23			FY24			FY25																																																																																																																																																																																																																																																																																																																																																																																																																		
Project Title: Parkside: Harbor Blvd -US41 to Olean					Does project add new capacity?			Y	CRITERIA	SCHEDULE	1	2	3	4	1	2	3	4	1	2	3	4	1	2	3	4	1	2	3	4																																																																																																																																																																																																																																																																																																																																																																																																														
Functional Area: Utilities					Is project required to maintain level of service:			N	Safety	Design/Arch																																																																																																																																																																																																																																																																																																																																																																																																																																		
Department: Utilities - Engineering					- Within 5 years? List project in CIE			N	Mandate	Land/ROW																																																																																																																																																																																																																																																																																																																																																																																																																																		
Location: Mid County					- From 6 to 10 years? Monitor Annually			N	Replace	Construct																																																																																																																																																																																																																																																																																																																																																																																																																																		
									Growth	Equipment	X																																																																																																																																																																																																																																																																																																																																																																																																																																	
PROJECT DESCRIPTION:											PROJECT RATIONALE (Include Additional LOS Detail, if necessary):																																																																																																																																																																																																																																																																																																																																																																																																																																	
US 41 to Olean - This section of Harbor Blvd. is being widened to a four lane facility with considerable aesthetic improvements. Replacement and relocation of the existing utility mains is expected due to conflicts with the roadway improvements. The existing potable water and wastewater mains will be replaced in kind or increased in size as needed to meet future capacity needs. A reclaimed water main is also include within this project.																																																																																																																																																																																																																																																																																																																																																																																																																																												
OPERATING BUDGET IMPACT:											REPLACEMENT COUNTY PROPERTY NO.:																																																																																																																																																																																																																																																																																																																																																																																																																																	
The O&M budget impact is less than \$1000/year																																																																																																																																																																																																																																																																																																																																																																																																																																												
<table border="1"> <thead> <tr> <th></th> <th>Prior Actual</th> <th>Est FY19</th> <th>Orig. FY20</th> <th>Est c/o to FY20</th> <th>New \$ FY20</th> <th>FY20</th> <th>FY21</th> <th>FY22</th> <th>FY23</th> <th>FY24</th> <th>FY25</th> <th>FUTURE</th> <th>Total</th> </tr> </thead> <tbody> <tr> <td colspan="14" style="text-align:center">EXPENDITURE PLAN (000'S)</td> </tr> <tr> <td>Design/Arch/Eng</td> <td>36</td> <td></td> <td></td> <td></td> <td></td> <td></td> <td></td> <td></td> <td></td> <td></td> <td></td> <td></td> <td>36</td> </tr> <tr> <td>Land (or ROW)</td> <td></td> <td></td> <td></td> <td></td> <td></td> <td></td> <td></td> <td></td> <td></td> <td></td> <td></td> <td></td> <td></td> </tr> <tr> <td>Construction</td> <td>1,709</td> <td>260</td> <td></td> <td>844</td> <td>-136</td> <td>708</td> <td></td> <td></td> <td></td> <td></td> <td></td> <td></td> <td>2,677</td> </tr> <tr> <td>Internal Costs</td> <td>169</td> <td>40</td> <td></td> <td>-61</td> <td>136</td> <td>75</td> <td></td> <td></td> <td></td> <td></td> <td></td> <td></td> <td>284</td> </tr> <tr> <td>Equipment</td> <td></td> <td></td> <td></td> <td></td> <td></td> <td></td> <td></td> <td></td> <td></td> <td></td> <td></td> <td></td> <td></td> </tr> <tr> <td>Interest</td> <td>2</td> <td></td> <td></td> <td></td> <td></td> <td></td> <td></td> <td></td> <td></td> <td></td> <td></td> <td></td> <td>2</td> </tr> <tr> <td>Other Fees &amp; Costs</td> <td></td> <td></td> <td></td> <td></td> <td></td> <td></td> <td></td> <td></td> <td></td> <td></td> <td></td> <td></td> <td></td> </tr> <tr> <td><b>Total Project Cost</b></td> <td><b>1,917</b></td> <td><b>299</b></td> <td></td> <td><b>783</b></td> <td></td> <td><b>783</b></td> <td></td> <td></td> <td></td> <td></td> <td></td> <td></td> <td><b>2,999</b></td> </tr> <tr> <td colspan="14" style="text-align:center">FUNDING PLAN (000'S)</td> </tr> <tr> <td>O &amp; M Fund</td> <td></td> <td></td> <td></td> <td></td> <td></td> <td></td> <td></td> <td></td> <td></td> <td></td> <td></td> <td></td> <td></td> </tr> <tr> <td>Debt Proceeds</td> <td>41</td> <td></td> <td></td> <td></td> <td></td> <td></td> <td></td> <td></td> <td></td> <td></td> <td></td> <td></td> <td>41</td> </tr> <tr> <td>Sinking Fund</td> <td></td> <td></td> <td></td> <td></td> <td></td> <td></td> <td></td> <td></td> <td></td> <td></td> <td></td> <td></td> <td></td> </tr> <tr> <td>Conn. Fee -Wastewater</td> <td></td> <td></td> <td></td> <td></td> <td></td> <td></td> <td></td> <td></td> <td></td> <td></td> <td></td> <td></td> <td></td> </tr> <tr> <td>Conn. Fee -Water</td> <td></td> <td></td> <td></td> <td></td> <td></td> <td></td> <td></td> <td></td> <td></td> <td></td> <td></td> <td></td> <td></td> </tr> <tr> <td>R &amp; R Fund</td> <td></td> <td></td> <td></td> <td></td> <td></td> <td></td> <td></td> <td></td> <td></td> <td></td> <td></td> <td></td> <td></td> </tr> <tr> <td>Utility Capital Projects</td> <td>1,876</td> <td>299</td> <td></td> <td>783</td> <td></td> <td>783</td> <td></td> <td></td> <td></td> <td></td> <td></td> <td></td> <td>2,958</td> </tr> <tr> <td><b>Total Funding</b></td> <td><b>1,917</b></td> <td><b>299</b></td> <td></td> <td><b>783</b></td> <td></td> <td><b>783</b></td> <td></td> <td></td> <td></td> <td></td> <td></td> <td></td> <td><b>2,999</b></td> </tr> <tr> <td colspan="14" style="text-align:center">LOAN REPAYMENT SCHEDULE (000'S)</td> </tr> <tr> <td></td> <td></td> <td></td> <td></td> <td></td> <td></td> <td></td> <td></td> <td></td> <td></td> <td></td> <td></td> <td></td> <td></td> </tr> <tr> <td></td> <td></td> <td></td> <td></td> <td></td> <td></td> <td></td> <td></td> <td></td> <td></td> <td></td> <td></td> <td></td> <td></td> </tr> <tr> <td></td> <td></td> <td></td> <td></td> <td></td> <td></td> <td></td> <td></td> <td></td> <td></td> <td></td> <td></td> <td></td> <td></td> </tr> <tr> <td><b>Total Loan Repayment</b></td> <td></td> <td></td> <td></td> <td></td> <td></td> <td></td> <td></td> <td></td> <td></td> <td></td> <td></td> <td></td> <td></td> </tr> <tr> <td colspan="14" style="text-align:center">OPERATING BUDGET IMPACT (000'S)</td> </tr> <tr> <td>Personal Svc.</td> <td></td> <td></td> <td></td> <td></td> <td></td> <td></td> <td></td> <td></td> <td></td> <td></td> <td></td> <td></td> <td></td> </tr> <tr> <td>Non-personal</td> <td></td> <td></td> <td></td> <td></td> <td></td> <td></td> <td></td> <td></td> <td></td> <td></td> <td></td> <td></td> <td></td> </tr> <tr> <td>Capital</td> <td></td> <td></td> <td></td> <td></td> <td></td> <td></td> <td></td> <td></td> <td></td> <td></td> <td></td> <td></td> <td></td> </tr> <tr> <td><b>Total Operating</b></td> <td></td> <td></td> <td></td> <td></td> <td></td> <td></td> <td></td> <td></td> <td></td> <td></td> <td></td> <td></td> <td></td> </tr> </tbody> </table>												Prior Actual	Est FY19	Orig. FY20	Est c/o to FY20	New \$ FY20	FY20	FY21	FY22	FY23	FY24	FY25	FUTURE	Total	EXPENDITURE PLAN (000'S)														Design/Arch/Eng	36												36	Land (or ROW)														Construction	1,709	260		844	-136	708							2,677	Internal Costs	169	40		-61	136	75							284	Equipment														Interest	2												2	Other Fees & Costs														<b>Total Project Cost</b>	<b>1,917</b>	<b>299</b>		<b>783</b>		<b>783</b>							<b>2,999</b>	FUNDING PLAN (000'S)														O & M Fund														Debt Proceeds	41												41	Sinking Fund														Conn. Fee -Wastewater														Conn. Fee -Water														R & R Fund														Utility Capital Projects	1,876	299		783		783							2,958	<b>Total Funding</b>	<b>1,917</b>	<b>299</b>		<b>783</b>		<b>783</b>							<b>2,999</b>	LOAN REPAYMENT SCHEDULE (000'S)																																																								<b>Total Loan Repayment</b>														OPERATING BUDGET IMPACT (000'S)														Personal Svc.														Non-personal														Capital														<b>Total Operating</b>																									
	Prior Actual	Est FY19	Orig. FY20	Est c/o to FY20	New \$ FY20	FY20	FY21	FY22	FY23	FY24	FY25	FUTURE	Total																																																																																																																																																																																																																																																																																																																																																																																																																															
EXPENDITURE PLAN (000'S)																																																																																																																																																																																																																																																																																																																																																																																																																																												
Design/Arch/Eng	36												36																																																																																																																																																																																																																																																																																																																																																																																																																															
Land (or ROW)																																																																																																																																																																																																																																																																																																																																																																																																																																												
Construction	1,709	260		844	-136	708							2,677																																																																																																																																																																																																																																																																																																																																																																																																																															
Internal Costs	169	40		-61	136	75							284																																																																																																																																																																																																																																																																																																																																																																																																																															
Equipment																																																																																																																																																																																																																																																																																																																																																																																																																																												
Interest	2												2																																																																																																																																																																																																																																																																																																																																																																																																																															
Other Fees & Costs																																																																																																																																																																																																																																																																																																																																																																																																																																												
<b>Total Project Cost</b>	<b>1,917</b>	<b>299</b>		<b>783</b>		<b>783</b>							<b>2,999</b>																																																																																																																																																																																																																																																																																																																																																																																																																															
FUNDING PLAN (000'S)																																																																																																																																																																																																																																																																																																																																																																																																																																												
O & M Fund																																																																																																																																																																																																																																																																																																																																																																																																																																												
Debt Proceeds	41												41																																																																																																																																																																																																																																																																																																																																																																																																																															
Sinking Fund																																																																																																																																																																																																																																																																																																																																																																																																																																												
Conn. Fee -Wastewater																																																																																																																																																																																																																																																																																																																																																																																																																																												
Conn. Fee -Water																																																																																																																																																																																																																																																																																																																																																																																																																																												
R & R Fund																																																																																																																																																																																																																																																																																																																																																																																																																																												
Utility Capital Projects	1,876	299		783		783							2,958																																																																																																																																																																																																																																																																																																																																																																																																																															
<b>Total Funding</b>	<b>1,917</b>	<b>299</b>		<b>783</b>		<b>783</b>							<b>2,999</b>																																																																																																																																																																																																																																																																																																																																																																																																																															
LOAN REPAYMENT SCHEDULE (000'S)																																																																																																																																																																																																																																																																																																																																																																																																																																												
<b>Total Loan Repayment</b>																																																																																																																																																																																																																																																																																																																																																																																																																																												
OPERATING BUDGET IMPACT (000'S)																																																																																																																																																																																																																																																																																																																																																																																																																																												
Personal Svc.																																																																																																																																																																																																																																																																																																																																																																																																																																												
Non-personal																																																																																																																																																																																																																																																																																																																																																																																																																																												
Capital																																																																																																																																																																																																																																																																																																																																																																																																																																												
<b>Total Operating</b>																																																																																																																																																																																																																																																																																																																																																																																																																																												

**FY2020 Capital Improvements Budget / FY 2020 - FY 2025 Project Detail** Project No. **c361410**

<b>GENERAL PROJECT DATA:</b>		Status: Existing	<b>CONCURRENCY REQUIREMENTS</b>	(Y/N)	<b>PROJECT NEEDED</b>	<b>PROJECT SCHEDULE</b>	FY20	FY21	FY22	FY23	FY24	FY25
Project Title:	Parkside: Gertrude and Aaron Street		Does project add new capacity?	Y			1 2 3 4	1 2 3 4	1 2 3 4	1 2 3 4	1 2 3 4	1 2 3 4
Functional Area:	Improvements		Is project required to maintain level of service:	N	Safety	Design/Arch						
Department:	Utilities - Engineering		- Within 5 years? List project in CIE	N	Mandate	Land/ROW						
Location:	Mid County		- From 6 to 10 years? Monitor Annually	N	Replace	Construct						
					Growth	Equipment						

**PROJECT DESCRIPTION:**  
 The project consists of the installation of a new reclaimed water main, the replacement/upsizing of the existing gravity sewer system and the replacement/upsizing of existing water mains. The new reclaimed water main will expand reclaimed water service to the Parkside area, providing a source of irrigation water to the commercial, institutional and multifamily building complexes. The replacement water and sewer mains will eliminate existing aging clay and asbestos cement pipes, while providing additional capacity to support growth and redevelopment of the Parkside area. In addition, the project includes the installation of a new 24" force main to convey wastewater from the western portions of the Mid-County area to the East Port Water Reclamation facility.

**PROJECT RATIONALE** (Include Additional LOS Detail, if necessary):  
 FY18 Amended to include Olean  
 This project represents the combination of c361410 and c361411 adopted FY15.  
  
 A CDBG Grant was obtained in FY16.

**OPERATING BUDGET IMPACT:**

**REPLACEMENT COUNTY PROPERTY NO.:**

	Prior Actual	Est FY19	Calc. for FY20			FY20	FY21	FY22	FY23	FY24	FY25	FUTURE	Total
			(1) Orig. FY20	(2) Est c/o to FY20	(3) New \$ FY20								
<b>EXPENDITURE PLAN (000'S)</b>													
Design/Arch/Eng	8			102		102							110
Land (or ROW)													
Construction	17			3,387		3,387							3,404
Internal Costs	58	5		140		140							203
Equipment													
Interest	3												3
Other Fees & Costs													
<b>Total Project Cost</b>	<b>85</b>	<b>5</b>		<b>3,629</b>		<b>3,629</b>							<b>3,719</b>
<b>FUNDING PLAN (000'S)</b>													
O & M Fund													
Debt Proceeds	82												82
Sinking Fund													
Grants													
Utility Capital Projects	4	5		3,629		3,629							3,638
SRF Funding													
<b>Total Funding</b>	<b>85</b>	<b>5</b>		<b>3,629</b>		<b>3,629</b>							<b>3,719</b>
<b>LOAN REPAYMENT SCHEDULE (000'S)</b>													
<b>Total Loan Repayment</b>													
<b>OPERATING BUDGET IMPACT (000'S)</b>													
Personal Svc.													
Non-personal													
Capital													
<b>Total Operating</b>													

**FY2020 Capital Improvements Budget / FY 2020 - FY 2025 Project Detail** Project No. **c361411**

<b>GENERAL PROJECT DATA:</b>		Status	Existing	<b>CONCURRENCY REQUIREMENTS</b>	(Y/N)	<b>PROJECT NEED CRITERIA</b>	<b>PROJECT SCHEDULE</b>	FY20	FY21	FY22	FY23	FY24	FY25														
Project Title:	Parkside: Olean Blvd (US41 to Easy)			Does project add new capacity?	Y	Safety	Design/Arch	1	2	3	4	1	2	3	4	1	2	3	4	1	2	3	4	1	2	3	4
Functional Area:	Improvements			Is project required to maintain level of service:	N	Mandate	Land/ROW																				
Department:	Utilities			- Within 5 years? List project in CIE	N	Replace	Construct																				
Location:	Mid County			- From 6 to 10 years? Monitor Annually	N	Growth	Equipment																				

**PROJECT DESCRIPTION:**  
 This CCU project replaces the existing potable water main and force main with enlarged mains to meet capacity needs. A new reclaimed water main is also included in this project to serve the adjacent commercial area.

**PROJECT RATIONALE** (Include Additional LOS Detail, if necessary):  
 FY18 Amended to include Olean

**OPERATING BUDGET IMPACT:**

**REPLACEMENT COUNTY PROPERTY NO.:**

	Prior Actual	Est FY19	Calc. for FY20			FY20	FY21	FY22	FY23	FY24	FY25	FUTURE	Total
			(1) Orig. FY20	(2) Est c/o to FY20	(3) New \$ FY20								
<b>EXPENDITURE PLAN (000'S)</b>													
Design/Arch/Eng	70	8		34		34							112
Land (or ROW)													
Construction				2,325		2,325							2,325
Internal Costs		2		82		82							85
Equipment													
Interest													
Other Fees & Costs													
<b>Total Project Cost</b>	<b>70</b>	<b>11</b>		<b>2,441</b>		<b>2,441</b>							<b>2,522</b>
<b>FUNDING PLAN (000'S)</b>													
O & M Fund													
Utility Capital Projects	70	11		2,441		2,441							2,522
R & R Fund													
Conn. Fee -Wastewater													
Conn. Fee -Water													
<b>Total Funding</b>	<b>70</b>	<b>11</b>		<b>2,441</b>		<b>2,441</b>							<b>2,522</b>
<b>LOAN REPAYMENT SCHEDULE (000'S)</b>													
CRA Projects													
<b>Total Loan Repayment</b>													
<b>OPERATING BUDGET IMPACT (000'S)</b>													
Personal Svc.													
Non-personal													
Capital													
<b>Total Operating</b>													



**FY2020 Capital Improvements Budget / FY 2020 - FY 2025 Project Detail** Project No. **c361603**

<b>GENERAL PROJECT DATA:</b>		Status Existing	<b>CONCURRENCY REQUIREMENTS:</b>	
Project Title:	Charlotte Harbor Water Quality Initiative Phase II - Countryman & Ackerman		Does project add new capacity?	Yes
Functional Area:	Utilities - Wastewater		Is project required to maintain level of service:	Yes
Department:	Utilities - Engineering		- Within 5 years? List project in CIE	No
Location:	Mid County		- From 6 to 10 years? Monitor Annually	No

<b>PROJECT NEED CRITERIA</b>	<b>PROJECT SCHEDULE</b>	<b>FY20</b>	<b>FY21</b>	<b>FY22</b>	<b>FY23</b>	<b>FY24</b>	<b>FY25</b>
Safety	X	1 2 3 4	1 2 3 4	1 2 3 4	1 2 3 4	1 2 3 4	1 2 3 4
Mandate							
Replace							
Growth	X						
	Design/Arch						
	Land/ROW						
	Construct						
	Equipment						

**PROJECT DESCRIPTION:**  
 To provide central wastewater service to the area south of Edgewater Drive within the drainage basin of Ackerman and Countryman Waterways and extend water service concurrently with wastewater service where water mains are currently not existant in accordance with the Smart Charlotte 2050 plan goals.

This capital project includesCCU funded infrastructure improvements consistent with CCU policies. Improvements include a new master vacuum pump station, a new 12" wastewater force main, new reclaimed water main, replacement of existing water mains to meet fire demand, that are asbestos cement, or that have reached their useful life and streets and drainage improvements.

Estimated ERU: 3,343

**PROJECT RATIONALE (Include Additional LOS Detail, if necessary):**

Part of the Specific Conditions of the FDEP permit and Net EcosystemBenefits of the USACOE permit to remove the Manchester Lock was to commence and complete a phased sewer expansion in the Little Alligator drainage basin commencing with the area between East and West Spring Lake.

**OPERATING BUDGET IMPACT:**

Connection Fees will be collected by MSBU assessment and deposited into appropriate funds.

This CIP is the second component to address the FDEP and USACOE directives.

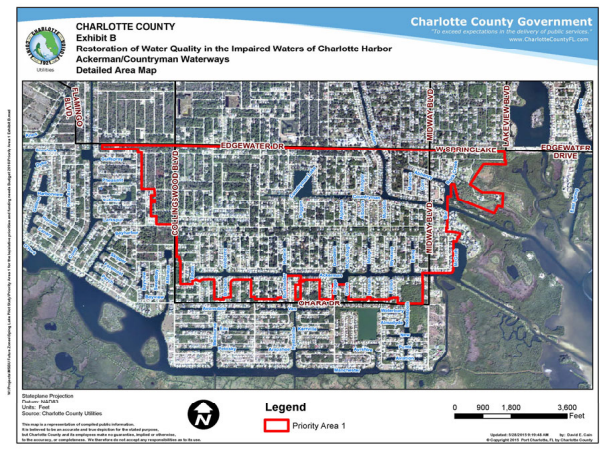
		(1)	(2)	(3)									
		Calc. for FY20											
	Prior Actual	Est FY19	Orig. FY20	Est c/o to FY20	New \$ FY20	FY20	FY21	FY22	FY23	FY24	FY25	FUTURE	Total

<b>EXPENDITURE PLAN (000'S)</b>													
Design/Arch/Eng	721	80		1,310	1	1,311							2,111
Land (or ROW)	16												16
Construction													
Internal Costs	11			-2	4	2							13
Equipment													
Interest	19				21	21	20	19	18	17	16	115	246
Other Fees & Costs													
<b>Total Project Cost</b>	<b>767</b>	<b>80</b>		<b>1,308</b>	<b>26</b>	<b>1,334</b>	<b>20</b>	<b>19</b>	<b>18</b>	<b>17</b>	<b>16</b>	<b>115</b>	<b>2,388</b>

<b>FUNDING PLAN (000'S)</b>													
O & M Fund	49			186	25	211	20	19	18	17	16	115	467
SRF Funding	718	80		1,122	1	1,123							1,921
<b>TOTAL FUNDING</b>	<b>767</b>	<b>80</b>		<b>1,308</b>	<b>26</b>	<b>1,334</b>	<b>20</b>	<b>19</b>	<b>18</b>	<b>17</b>	<b>16</b>	<b>115</b>	<b>2,388</b>

<b>LOAN REPAYMENT SCHEDULE (000'S)</b>													
O & M Fund					106	106	106	106	106	106	106	1,478	2,111
<b>TOTAL LOAN REPAYMENT</b>					<b>106</b>	<b>106</b>	<b>106</b>	<b>106</b>	<b>106</b>	<b>106</b>	<b>106</b>	<b>1,478</b>	<b>2,111</b>

<b>OPERATING BUDGET IMPACT (000'S)</b>													
Personal Svc.													
Non-personal													
Capital													
<b>Total Operating</b>						<b>211</b>							



Wastewater Improvements  
 Potable Water Improvements  
 Reclaimed Water Main

**FY2020 Capital Improvements Budget / FY 2020 - FY 2025 Project Detail** **Project No. c361903**

<b>GENERAL PROJECT DATA:</b>		Status	New	<b>CONCURRENCY REQUIREMENTS</b>		(Y/N)	<b>PROJECT NEED</b>	<b>PROJECT</b>	<b>FY20</b>	<b>FY21</b>	<b>FY22</b>	<b>FY23</b>	<b>FY24</b>	<b>FY25</b>
Project Title:	US 41 Southbound Utility Improvements	Enterprise Dr to Midway Blvd/Morningstar WW		Does project add new capacity?	No		<b>CRITERIA</b>	<b>SCHEDULE</b>	1 2 3 4	1 2 3 4	1 2 3 4	1 2 3 4	1 2 3 4	1 2 3 4
Functional Area:	Utilities - Wastewater & Water			Is project required to maintain level of service:			Safety	Desgn/Arch						
Department:	Utilities - Engineering			- Within 5 years? List project in CIE	N/A		Mandate	Land/ROW						
Location:	Mid County			- From 6 to 10 years? Monitor Annually	N/A		Replace	Construct						
							Growth	Equipment						

**PROJECT DESCRIPTION:**

Utility improvements along the southbound US 41 corridor from Enterprise Drive to Morningstar Waterway, just south of Midway Blvd. These improvements are in collaboration with FDOT sidewalk and drainage improvement project along US 41 in the same corridor. Utility improvements include replacement of asbestos cement potable water main and wastewater force main.

**PROJECT RATIONALE (Include Additional LOS Detail, if necessary):**

Due to Florida Dept. of Transportation project to install sidewalk, pedestrian bridges, and related storm water improvements within their ROW along this corridor, the utility will be replacing existing asbestos cement potable water mains within the same ROW that are reaching their useful life and may be impacted by the FDOT construction. The project includes an estimated 3 miles of 12" potable water main replacement and 0.4 miles of wastewater force main replacement.

FDOT projected bid award date is 02/27/19.  
FDOT estimated construction 05/18/19-03/01/2020

**OPERATING BUDGET IMPACT:**

	Prior Actual	Est FY19	Calc. for FY20		FY20	FY21	FY22	FY23	FY24	FY25	FUTURE	Total
			Orig. FY20	Est c/o to FY20								
<b>EXPENDITURE PLAN (000'S)</b>												
Design/Arch/Eng												
Land (or ROW)				3,780	3,780							3,780
Construction		45		75	75							120
Internal Costs												
Equipment												
Interest												
Other Fees & Costs												
<b>Total Project Cost</b>		<b>45</b>		<b>3,855</b>	<b>3,855</b>							<b>3,900</b>
<b>FUNDING PLAN (000'S)</b>												
O & M Fund												
R & R Fund		45		3,855	3,855							3,900
Conn. Fee -Wastewater												
Conn. Fee -Water												
<b>Total Funding</b>		<b>45</b>		<b>3,855</b>	<b>3,855</b>							<b>3,900</b>
<b>LOAN REPAYMENT SCHEDULE (000'S)</b>												
<b>Total Loan Repayment</b>												
<b>OPERATING BUDGET IMPACT (000'S)</b>												
Personal Svc.												
Non-personal												
Capital												
<b>Total Operating</b>												



**FY2020 Capital Improvements Budget / FY 2020 - FY 2025 Project Detail** Project No. **c369501**

<b>GENERAL PROJECT DATA:</b>		Status Existing	<b>CONCURRENCY REQUIREMENTS</b> (Y/N)		PROJECT NEED	PROJECT CRITERIA	FY20	FY21	FY22	FY23	FY24	FY25
Project Title:	Waterway Crossings for Public Works		Does project add new capacity?	N		SCHEDULE	1 2 3 4	1 2 3 4	1 2 3 4	1 2 3 4	1 2 3 4	1 2 3 4
Functional Area:	Utilities - Water & Sewer		Is project required to maintain level of service:	Y		Safety	X					
Department:	Utilities - Engineering		- Within 5 years? List project in CIE	N		Mandate						
Location:	System Wide		- From 6 to 10 years? Monitor Annually	N		Replace	X					
						Growth						

**PROJECT DESCRIPTION:**  
 Replace and/or repair water and wastewater pipes across waterways, bridges or canal crossings. Through ongoing major maintenance, the life of the lines across the waterways will be extended. This project is done in conjunction with Public Works Road Crossing/Control Structure Replacement in the Greater Port Charlotte area. (Public Works project #c390304, Stormwater Structures funded from Mid-Charlotte Stormwater MSBU.)

**PROJECT RATIONALE (Include Additional LOS Detail, if necessary):**  
 Waterway crossings throughout the system have deteriorated due to bridge vibration and/or exposure to the elements. The repair and/or replacement of deteriorated crossings is necessary to maintain compliance with regulatory standards and specifications. The work is coordinated with Public Works efforts to replace drainage structures.

**OPERATING BUDGET IMPACT:**  
 Without ongoing maintenance to waterway crossings, expensive repairs will likely be necessary in the near future.

	Prior Actual	Est FY19	Calc. for FY20			FY20	FY21	FY22	FY23	FY24	FY25	FUTURE	Total
			(1) Orig. FY20	(2) Est c/o to FY20	(3) New \$ FY20								
<b>EXPENDITURE PLAN (000'S)</b>													
Design/Arch/Eng	54		10	150		160	10	10	10				244
Land (or ROW)													
Construction	2,300		100	544		644	100	100	100				3,244
Internal Costs	240		10	45		55	10	10	10				325
Equipment													
Interest	36												36
Other Fees & Costs	1,385												1,385
<b>Total Project Cost</b>	<b>4,014</b>		<b>120</b>	<b>740</b>		<b>860</b>	<b>120</b>	<b>120</b>	<b>120</b>				<b>5,234</b>
<b>FUNDING PLAN (000'S)</b>													
R & R Fund	2,245			379		379							2,625
MSBU Assessments													
Sinking Fund	22												22
Conn. Fee -Water	59		60	180		240	60	60	60				480
Other Fund	1,688												1,688
Conn. Fee -Wastewater			60	180		240	60	60	60				420
<b>Total Funding</b>	<b>4,014</b>		<b>120</b>	<b>740</b>		<b>860</b>	<b>120</b>	<b>120</b>	<b>120</b>				<b>5,234</b>
<b>LOAN REPAYMENT SCHEDULE (000'S)</b>													
<b>Total Loan Repayment</b>													
<b>OPERATING BUDGET IMPACT (000'S)</b>													
Personal Svc.													
Non-personal													
Capital													
<b>Total Operating</b>													



This page intentionally left blank

**FY2020 Capital Improvements Budget / FY 2020 - FY 2025 Project Detail**

**Project No.**

**GENERAL PROJECT DATA:**

Project Title: Section X Hurricane Related Projects  
 Functional Area: General Government/Hurricane  
 Department: County Wide  
 Location: County Wide

**COMPREHENSIVE PLAN INFORMATION:**

Project listed in CIE?  
 Comp. Plan reference:  
 LOS/Concurrency Related:

**PROJECT NEED CRITERIA**

Safety  
 Mandate  
 Replace  
 Growth

**PROJECT SCHEDULE**

Desgn/Arch  
 Land/ROW  
 Construct  
 Equipment

FY20			FY21			FY22			FY23			FY24			FY25				
1	2	3	4	1	2	3	4	1	2	3	4	1	2	3	4	1	2	3	4

**PROJECT DESCRIPTION:**

**PROJECT RATIONALE (Include Additional LOS Detail, if necessary):**

**OPERATING BUDGET IMPACT:**

**REPLACEMENT COUNTY PROPERTY NO.:**

	Prior Actual	Est FY19	Calc. for FY20			FY20	FY21	FY22	FY23	FY24	FY25	FUTURE	Total
			Orig. FY20	Est c/o to FY20	New \$ FY20								
<b>EXPENDITURE PLAN (000'S)</b>													
Design/Arch/Eng	186	327		288		288							801
Land (or ROW)													
Construction	192	1,018		4,066		4,066		1,200					6,476
Internal Costs	4	1		43		43							48
Equipment													
<b>Total Project Cost</b>	<b>382</b>	<b>1,345</b>		<b>4,398</b>		<b>4,398</b>		<b>1,200</b>					<b>7,325</b>
<b>FUNDING PLAN (000'S)</b>													
Ad valorem	279	1,014		4,200		4,200		1,200					6,694
FEMA													
Grants		284		126		126							409
MSBU/TU Assessments	103	47		72		72							222
<b>Total Funding</b>	<b>382</b>	<b>1,345</b>		<b>4,398</b>		<b>4,398</b>		<b>1,200</b>					<b>7,325</b>
<b>LOAN REPAYMENT SCHEDULE (000'S)</b>													
Gas Tax Repayment													
<b>Total Loan Repayment</b>													
<b>OPERATING BUDGET IMPACT (000'S)</b>													
Personal Svc.													
Non-personal													
Capital													
<b>Total Operating</b>													

**FY2020 Capital Improvements Budget / FY 2020 - FY 2025 Project Detail**

**Project No. d17p002-3**

<b>GENERAL PROJECT DATA:</b>		Status Existing	<b>CONCURRENCY REQUIREMENTS</b> (Y/N)		<b>PROJECT NEED</b>	<b>PROJECT SCHEDULE</b>	FY20	FY21	FY22	FY23	FY24	FY25
Project Title:	Allapatchee Shores Park (Eden Phase 72526)		Does project add new capacity?	No	<b>CRITERIA</b>		1 2 3 4	1 2 3 4	1 2 3 4	1 2 3 4	1 2 3 4	1 2 3 4
Functional Area:	Culture and Recreation		Is project required to maintain level of service:		Safety	Design/Arch						
Department:	Community Services		- Within 5 years? List project in CIE	N/A	Mandate	Land/ROW						
Location:	South County		- From 6 to 10 years? Monitor Annually	N/A	Replace	Construct						
					Growth	Equipment						

**PROJECT DESCRIPTION:**  
 During the Irma storm event in September, 2017, the Allapatchee Shores Park suffered damage to the shoreline, kayak launch, road and associated infrastructure. The project will provide for emergency repairs as well as long term restoration design and construction.  
 The project will be a joint effort between Charlotte County and FEMA.

Maximum possible FEMA reimbursement of 75% and State reimbursement of 12.5%.

**PROJECT RATIONALE (Include Additional LOS Detail, if necessary):**

**OPERATING BUDGET IMPACT:**

	Prior Actual	Est FY19	Calc. for FY20			FY20	FY21	FY22	FY23	FY24	FY25	FUTURE	Total
			Orig. FY20	Est c/o to FY20	New \$ FY20								
<b>EXPENDITURE PLAN (000'S)</b>													
Design/Arch/Eng	21	20		22	22								63
Land (or ROW)													
Construction				300	300								300
Internal Costs													
Equipment													
Interest													
Other Fees & Costs													
<b>Total Project Cost</b>	<b>21</b>	<b>20</b>		<b>322</b>	<b>322</b>								<b>363</b>
<b>FUNDING PLAN (000'S)</b>													
Ad valorem	21	20		322	322								363
<b>Total Funding</b>	<b>21</b>	<b>20</b>		<b>322</b>	<b>322</b>								<b>363</b>
<b>LOAN REPAYMENT SCHEDULE (000'S)</b>													
<b>Total Loan Repayment</b>													
<b>OPERATING BUDGET IMPACT (000'S)</b>													
Personal Svc.													
Non-personal													
Capital													
<b>Total Operating</b>													

**FY2020 Capital Improvements Budget / FY 2020 - FY 2025 Project Detail**

**Project No. d17w002-4**

<b>GENERAL PROJECT DATA:</b>		Status	New	<b>CONCURRENCY REQUIREMENTS</b>		(Y/N)	<b>PROJECT NEED CRITERIA</b>	<b>PROJECT SCHEDULE</b>	<b>FY20</b>	<b>FY21</b>	<b>FY22</b>	<b>FY23</b>	<b>FY24</b>	<b>FY25</b>		
Project Title:	Alligator Creek Dredging Post Irma (Eden Phase 40023)			Does project add new capacity?	No		Safety	Design/Arch	1	2	3	4	1	2	3	4
Functional Area:	Public Works			Is project required to maintain level of service:			Mandate	Land/ROW								
Department:	Public Works			- Within 5 years? List project in CIE	N/A		Replace	Construct	X							
Location:	South County			- From 6 to 10 years? Monitor Annually	N/A		Growth	Equipment								

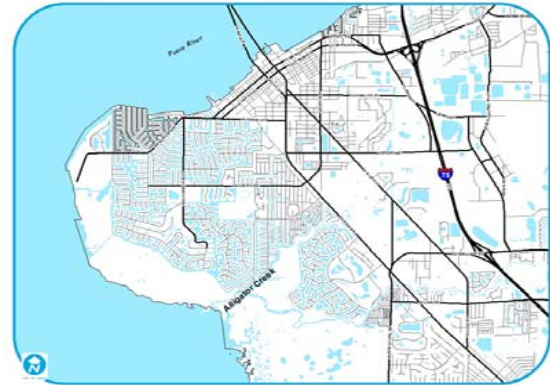
**PROJECT DESCRIPTION:**  
 This project is for the restoration of recently dredged waterways in the Alligator Creek Waterways. Due to impacts of Hurricane Irma approximately 4,350 cubic yards of sediment has entered the channel.

Maximum possible FEMA reimbursement of 75% and State reimbursement of 12.5%.

**OPERATING BUDGET IMPACT:**

**PROJECT RATIONALE (Include Additional LOS Detail, if necessary):**

	Prior Actual	Est FY19	Calc. for FY20		FY20	FY21	FY22	FY23	FY24	FY25	FUTURE	Total
			Orig. FY20	Est c/o to FY20								
<b>EXPENDITURE PLAN (000'S)</b>												
Design/Arch/Eng	17			10	10							27
Land (or ROW)												
Construction				180	180							180
Internal Costs												
Equipment												
Interest												
Other Fees & Costs												
<b>Total Project Cost</b>	<b>17</b>			<b>190</b>	<b>190</b>							<b>207</b>
<b>FUNDING PLAN (000'S)</b>												
Ad valorem	17			190	190							207
<b>Total Funding</b>	<b>17</b>			<b>190</b>	<b>190</b>							<b>207</b>
<b>LOAN REPAYMENT SCHEDULE (000'S)</b>												
<b>Total Loan Repayment</b>												
<b>OPERATING BUDGET IMPACT (000'S)</b>												
Personal Svc.												
Non-personal Capital												
<b>Total Operating</b>												



**FY2020 Capital Improvements Budget / FY 2020 - FY 2025 Project Detail**

**Project No. d17p002-2**

<b>GENERAL PROJECT DATA:</b>		Status	Existing	<b>CONCURRENCY REQUIREMENTS</b> (Y/N)		<b>PROJECT NEED</b>	<b>PROJECT SCHEDULE</b>	<b>FY20</b>	<b>FY21</b>	<b>FY22</b>	<b>FY23</b>	<b>FY24</b>	<b>FY25</b>
Project Title:	Bayshore Park (Eden Phase 72528)			Does project add new capacity?	No	<b>CRITERIA</b>		1 2 3 4	1 2 3 4	1 2 3 4	1 2 3 4	1 2 3 4	1 2 3 4
Functional Area:	Culture and Recreation			Is project required to maintain level of service:		Safety							
Department:	Community Services			- Within 5 years? List project in CIE	N/A	Mandate							
Location:	Mid County			- From 6 to 10 years? Monitor Annually	N/A	Replace	X						
						Growth							

**PROJECT DESCRIPTION:**  
 During the Irma storm event in September, 2017, the Bayshore Park suffered significant shoreline erosion, damage to the parks infrastructure and upland soil erosion.

**OPERATING BUDGET IMPACT:**

**PROJECT RATIONALE (Include Additional LOS Detail, if necessary):**

Maximum possible FEMA reimbursement of 75% and State reimbursement of 12.5%.

	Prior Actual	Est FY19	Calc. for FY20		FY20	FY21	FY22	FY23	FY24	FY25	FUTURE	Total
			Orig. FY20	Est c/o to FY20								
<b>EXPENDITURE PLAN (000'S)</b>												
Design/Arch/Eng	10	20		55	55							85
Land (or ROW)												
Construction	55	181		2	2							238
Internal Costs												
Equipment												
Interest												
Other Fees & Costs												
<b>Total Project Cost</b>	<b>65</b>	<b>201</b>		<b>57</b>	<b>57</b>							<b>323</b>
<b>FUNDING PLAN (000'S)</b>												
Ad valorem	65	201		57	57							323
<b>Total Funding</b>	<b>65</b>	<b>201</b>		<b>57</b>	<b>57</b>							<b>323</b>
<b>LOAN REPAYMENT SCHEDULE (000'S)</b>												
<b>Total Loan Repayment</b>												
<b>OPERATING BUDGET IMPACT (000'S)</b>												
Personal Svc.												
Non-personal												
Capital												
<b>Total Operating</b>												



**FY2020 Capital Improvements Budget / FY 2020 - FY 2025 Project Detail**

**Project No. d17w002-1**

<b>GENERAL PROJECT DATA:</b>		Status Existing	<b>CONCURRENCY REQUIREMENTS</b> (Y/N)		<b>PROJECT NEED CRITERIA</b>	<b>PROJECT SCHEDULE</b>	<b>FY20</b>	<b>FY21</b>	<b>FY22</b>	<b>FY23</b>	<b>FY24</b>	<b>FY25</b>
Project Title:	Indian Springs Cemetery Bank Stabilization (Eden Phase 39004)		Does project add new capacity?	No			1 2 3 4	1 2 3 4	1 2 3 4	1 2 3 4	1 2 3 4	1 2 3 4
Functional Area:	Public Works		Is project required to maintain level of service:		Safety	Design/Arch						
Department:	Public Works		- Within 5 years? List project in CIE	N/A	Mandate	Land/ROW						
Location:	South County		- From 6 to 10 years? Monitor Annually	N/A	Replace X	Construct						
					Growth	Equipment						

**PROJECT DESCRIPTION:**  
 During the Irma storm event in September, 2017, the Indian Springs Cemetery suffered road damage due to severe erosion along the bank of Alligator Creek and the drainage ditch that borders the property. The department is requesting engineering services to evaluate the situation and recommend a plan to restore the sides and slopes of the area to prevent further erosion.  
 This project has been identified for FEMA Mitigation funding.

**PROJECT RATIONALE (Include Additional LOS Detail, if necessary):**  
 Water intrusion caused road and bank damage as a result of Hurricane Irma. It is in best interest of the County to pursue remediation using FEMA Mitigation cost sharing.

Maximum possible FEMA reimbursement of 75% and State reimbursement of 12.5%.

**OPERATING BUDGET IMPACT:**

	Prior Actual	Est FY19	Calc. for FY20		New \$ FY20	FY20	FY21	FY22	FY23	FY24	FY25	FUTURE	Total
			Orig. FY20	Est c/o to FY20									
<b>EXPENDITURE PLAN (000'S)</b>													
Design/Arch/Eng	26	30		47	47								103
Land (or ROW)													
Construction				650	650								650
Internal Costs		1		24	24								25
Equipment													
Interest													
Other Fees & Costs													
<b>Total Project Cost</b>	<b>26</b>	<b>31</b>		<b>721</b>	<b>721</b>								<b>778</b>
<b>FUNDING PLAN (000'S)</b>													
Ad valorem	26	31		721	721								778
FEMA													
<b>Total Funding</b>	<b>26</b>	<b>31</b>		<b>721</b>	<b>721</b>								<b>778</b>
<b>LOAN REPAYMENT SCHEDULE (000'S)</b>													
<b>Total Loan Repayment</b>													
<b>OPERATING BUDGET IMPACT (000'S)</b>													
Personal Svc.													
Non-personal													
Capital													
<b>Total Operating</b>													



FY2020 Capital Improvements Budget / FY 2020 - FY 2025 Project Detail

Project No. d17p002-1

<b>GENERAL PROJECT DATA:</b>		Status	Existing	<b>CONCURRENCY REQUIREMENTS</b>		(Y/N)	<b>PROJECT NEED CRITERIA</b>	<b>PROJECT SCHEDULE</b>	FY20	FY21	FY22	FY23	FY24	FY25
Project Title:	Live Oak Point Park (Eden Phase 72535)			Does project add new capacity?	No		Safety	Design/Arch	1 2 3 4	1 2 3 4	1 2 3 4	1 2 3 4	1 2 3 4	1 2 3 4
Functional Area:	Culture and Recreation			Is project required to maintain level of service:			Mandate	Land/ROW						
Department:	Community Services			- Within 5 years? List project in CIE	N/A		Replace	Construct	X					
Location:	Mid County			- From 6 to 10 years? Monitor Annually	N/A		Growth	Equipment						

**PROJECT DESCRIPTION:**  
 During the Irma storm event in September, 2017, the Live Oak Point Park suffered significant shoreline erosion, damage to the parks infrastructure, upland soil erosion, and damage to electrical and irrigation systems.

**PROJECT RATIONALE (Include Additional LOS Detail, if necessary):**

Maximum possible FEMA reimbursement of 75% and State reimbursement of 12.5%.

**OPERATING BUDGET IMPACT:**

	Prior Actual	Est FY19	Calc. for FY20			FY20	FY21	FY22	FY23	FY24	FY25	FUTURE	Total
			Orig. FY20	Est c/o to FY20	New \$ FY20								
EXPENDITURE PLAN (000'S)													
Design/Arch/Eng	13	16		40	40								70
Land (or ROW)													
Construction	40	548		55	55								643
Internal Costs													
Equipment													
Interest													
Other Fees & Costs													
<b>Total Project Cost</b>	<b>53</b>	<b>565</b>		<b>95</b>	<b>95</b>								<b>713</b>
FUNDING PLAN (000'S)													
Ad valorem	53	565		95	95								713
<b>Total Funding</b>	<b>53</b>	<b>565</b>		<b>95</b>	<b>95</b>								<b>713</b>
LOAN REPAYMENT SCHEDULE (000'S)													
<b>Total Loan Repayment</b>													
OPERATING BUDGET IMPACT (000'S)													
Personal Svc.													
Non-personal													
Capital													
<b>Total Operating</b>													

**FY2020 Capital Improvements Budget / FY 2020 - FY 2025 Project Detail**

**Project No. d17p002-4**

<b>GENERAL PROJECT DATA:</b>		Status	Existing	<b>CONCURRENCY REQUIREMENTS</b>		(Y/N)	<b>PROJECT NEED CRITERIA</b>	<b>PROJECT SCHEDULE</b>	FY20	FY21	FY22	FY23	FY24	FY25
Project Title:	Port Charlotte Beach Shoreline Restoration (Eden Phase 75203)			Does project add new capacity?	No		Safety	Design/Arch	1 2 3 4	1 2 3 4	1 2 3 4	1 2 3 4	1 2 3 4	1 2 3 4
Functional Area:	Culture and Recreation			Is project required to maintain level of service:			Mandate	Land/ROW						
Department:	Community Services			- Within 5 years? List project in CIE	N/A		Replace	Construct	X					
Location:	Mid County			- From 6 to 10 years? Monitor Annually	N/A		Growth	Equipment						

**PROJECT DESCRIPTION:**  
 This project is for shoreline restoration at Port Charlotte Beach Park as a result of hurricane Irma.

Not eligible for FEMA reimbursement

**PROJECT RATIONALE (Include Additional LOS Detail, if necessary):**  
 The shoreline at Port Charlotte Beach was severely eroded as a result of Hurricane Irma. The project will restore the shoreline to pre-storm conditions and implement mitigation strategies to reduce potential damage from future storms.

**OPERATING BUDGET IMPACT:**

<b>Calc. for FY20</b>													
	Prior Actual	Est FY19	Orig. FY20	Est c/o to FY20	New \$ FY20	FY20	FY21	FY22	FY23	FY24	FY25	FUTURE	Total

**EXPENDITURE PLAN (000'S)**

Design/Arch/Eng		30		55		55							85
Land (or ROW)													
Construction				300		300							300
Internal Costs													
Equipment													
Interest													
Other Fees & Costs													
<b>Total Project Cost</b>		30		355		355							385

**FUNDING PLAN (000'S)**

Ad valorem		30		355		355							385
<b>Total Funding</b>		30		355		355							385

**LOAN REPAYMENT SCHEDULE (000'S)**

<b>Total Loan Repayment</b>													

**OPERATING BUDGET IMPACT (000'S)**

Personal Svc.													
Non-personal													
Capital													
<b>Total Operating</b>													

FY2020 Capital Improvements Budget / FY 2020 - FY 2025 Project Detail

Project No. d17w002.40016

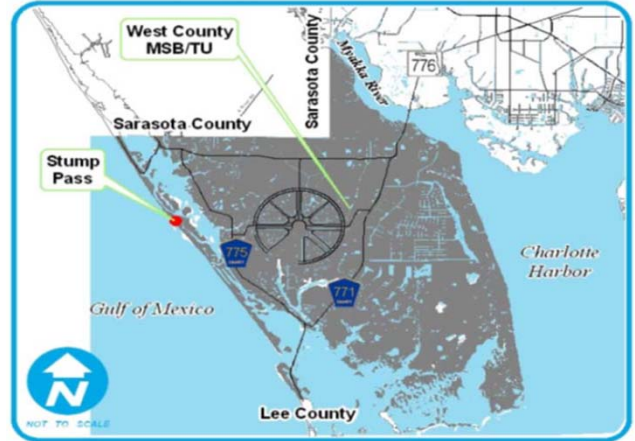
<b>GENERAL PROJECT DATA:</b>		Status	New	<b>CONCURRENCY REQUIREMENTS</b>		(Y/N)	<b>PROJECT NEED CRITERIA</b>	<b>PROJECT SCHEDULE</b>	FY20	FY21	FY22	FY23	FY24	FY25
Project Title:	Charlotte County Erosion Project			Does project add new capacity?	No				1 2 3 4	1 2 3 4	1 2 3 4	1 2 3 4	1 2 3 4	1 2 3 4
Functional Area:	FEMA Funds			Is project required to maintain level of service:			Safety	Design/Arch						
Department:	Stormwater/Dredging & Coastal Management			- Within 5 years? List project in CIE	N/A		Mandate	Land/ROW						
Location:	Public Works / Engineering			- From 6 to 10 years? Monitor Annually	N/A		Replace	Construct						
	Stump Pass MSB/TU/ West County						Growth	Equipment						

**PROJECT DESCRIPTION:**  
 Dredging within Stump Pass based on post Hurricane Irma storm assessment.  
  
 Irma Impacts Beach Fill 21-22  
  
 Maximum possible FEMA reimbursement of 75% and State reimbursement of 12.5%.

**PROJECT RATIONALE (Include Additional LOS Detail, if necessary):**  
 Based on the post-storm assessment and computation of the erosion volumes attributed to Hurricane Irma for the County's three engineered and maintained beach fill segments, the Project is eligible for approximately \$1,200,000 in post-storm recovery assistance for the FY22 project.

**OPERATING BUDGET IMPACT:**

	Prior Actual	Est FY19	Calc. for FY20		FY20	FY21	FY22	FY23	FY24	FY25	FUTURE	Total
			Orig. FY20	Est c/o to FY20								
<b>EXPENDITURE PLAN (000'S)</b>												
Design/Arch/Eng												
Land (or ROW)												
Construction							1,200					1,200
Internal Costs												
Equipment												
Interest												
Other Fees & Costs												
<b>Total Project Cost</b>							1,200					1,200
<b>FUNDING PLAN (000'S)</b>												
Ad valorem							1,200					1,200
<b>Total Funding</b>							1,200					1,200
<b>LOAN REPAYMENT SCHEDULE (000'S)</b>												
<b>Total Loan Repayment</b>												
<b>OPERATING BUDGET IMPACT (000'S)</b>												
Personal Svc.												
Non-personal												
Capital												
<b>Total Operating</b>												



**FY2020 Capital Improvements Budget / FY 2020 - FY 2025 Project Detail**

**Project No. d17w002-3**

<b>GENERAL PROJECT DATA:</b>		Status Existing	<b>CONCURRENCY REQUIREMENTS</b> (Y/N)		<b>PROJECT NEED CRITERIA</b>	<b>PROJECT SCHEDULE</b>	FY20	FY21	FY22	FY23	FY24	FY25
Project Title:	Water Control Structures -41069		Does project add new capacity?	Yes/No	Safety		1 2 3 4	1 2 3 4	1 2 3 4	1 2 3 4	1 2 3 4	1 2 3 4
Functional Area:	Irma Damage Restoration		Is project required to maintain level of service:		Mandate							
Department:	Stormwater Utility		- Within 5 years? List project in CIE	Yes/No	Replace							
Location:	Public Works/Engineering		- From 6 to 10 years? Monitor Annually	Yes/No	Growth							
	Mid County Stormwater MSBU											

<b>PROJECT DESCRIPTION:</b> Restoration of various water control structures that were damaged during Hurricane Irma.  County received a USDA grant	<b>PROJECT RATIONALE (Include Additional LOS Detail, if necessary):</b>
---	---

**OPERATING BUDGET IMPACT:**

REPLACEMENT COUNTY PROPERTY NO.:

	Prior Actual	Est FY19	Calc. for FY20		FY20	FY21	FY22	FY23	FY24	FY25	FUTURE	Total
			Orig. FY20	Est c/o to FY20								
<b>EXPENDITURE PLAN (000'S)</b>												
Design/Arch/Eng	100	43		1	1							143
Land (or ROW)												
Construction		288		177	177							465
Internal Costs	3			20	20							23
Equipment												
Interest												
Other Fees & Costs												
<b>Total Project Cost</b>	<b>103</b>	<b>331</b>		<b>197</b>	<b>197</b>							<b>631</b>
<b>FUNDING PLAN (000'S)</b>												
MSBU/TU Assessments	103	47		72	72							222
Grants		284		126	126							409
<b>Total Funding</b>	<b>103</b>	<b>331</b>		<b>197</b>	<b>197</b>							<b>631</b>
<b>LOAN REPAYMENT SCHEDULE (000'S)</b>												
<b>Total Loan Repayment</b>												
<b>OPERATING BUDGET IMPACT (000'S)</b>												
Personal Svc.												
Non-personal												
Capital												
<b>Total Operating</b>												



This page intentionally left blank

**Capital Maintenance Schedule Costs  
Community Services  
2020-2021**

<b>Task</b>	<b>2020</b>	<b>2021</b>	<b>2022</b>	<b>2023</b>	<b>2024</b>	<b>2025</b>	<b>Grand Total</b>
Boat Ramps & Fishing Piers	125,000.00			75,000.00	75,000.00	75,000.00	350,000.00
Buildings	1,111,000.00	1,415,000.00	827,000.00	636,000.00	636,000.00	636,000.00	5,261,000.00
Court/Field Resurfacing	726,000.00	415,000.00	440,000.00	540,000.00	540,000.00	540,000.00	3,201,000.00
Electrical & Lighting	405,000.00	406,000.00	408,000.00	402,000.00	402,000.00	402,000.00	2,425,000.00
Environmental	100,000.00	100,000.00	100,000.00	100,000.00	100,000.00	100,000.00	600,000.00
Equipment	433,000.00	61,000.00	325,000.00	86,500.00	148,300.00	118,000.00	1,171,800.00
Parking & Stormwater	135,000.00	253,000.00	53,000.00	310,000.00	310,000.00	310,000.00	1,371,000.00
Parks Master Plan	1,050,000.00	1,250,000.00	1,525,000.00	1,750,000.00	1,750,000.00	1,750,000.00	9,075,000.00
Playgrounds	250,000.00	250,000.00	250,000.00	250,000.00	250,000.00	250,000.00	1,500,000.00
Pools & Splashpads	96,000.00	92,000.00	110,000.00	17,000.00	17,000.00	17,000.00	349,000.00
Trails & Boardwalks	50,000.00	125,000.00	350,000.00	175,000.00	175,000.00	175,000.00	1,050,000.00
<b>Grand Total</b>	<b>4,481,000.00</b>	<b>4,367,000.00</b>	<b>4,388,000.00</b>	<b>4,341,500.00</b>	<b>4,403,300.00</b>	<b>4,373,000.00</b>	<b>26,353,800.00</b>



## Capital Maintenance Schedule Costs Community Services

Task/Site/Detail	2020	2021	Total
<b>Boat Ramps &amp; Fishing Piers</b>	<b>125,000</b>		<b>125,000</b>
<b>Various</b>	<b>125,000</b>		<b>125,000</b>
Replace Dock(s) and or Fishing Pier	125,000		125,000
<b>Buildings</b>	<b>1,111,000</b>	<b>1,415,000</b>	<b>2,526,000</b>
<b>Allapatchee Shore Park</b>	<b>100,000</b>		<b>100,000</b>
Shoreline stabilization	100,000		100,000
<b>Ann Dever Regional Park</b>		<b>750,000</b>	<b>750,000</b>
Football Concession Construction		750,000	750,000
<b>Charlotte Sports Park</b>	<b>86,000</b>		<b>86,000</b>
CSP Building A	5,000		5,000
CSP Building B	6,000		6,000
CSP Clubhouse	16,000		16,000
CSP Observation Tower	6,000		6,000
CSP Stadium	53,000		53,000
<b>Englewood Charlotte Library</b>		<b>100,000</b>	<b>100,000</b>
Renovation		100,000	100,000
<b>Harold Avenue Park</b>	<b>188,000</b>	<b>137,000</b>	<b>325,000</b>
HVAC (Facilities)	85,000	128,000	213,000
Irrigation pump	100,000		100,000
Painting	3,000		3,000
Windows		9,000	9,000
<b>Mid County Regional Library</b>		<b>210,000</b>	<b>210,000</b>
Renovation		210,000	210,000
<b>Port Charlotte Library</b>	<b>200,000</b>		<b>200,000</b>
Renovation	200,000		200,000
<b>South County Regional Park</b>	<b>91,000</b>		<b>91,000</b>
Flooring	80,000		80,000
Restrooms>Showers/Locker Rooms	11,000		11,000
<b>Tringali Park</b>	<b>1,000</b>		<b>1,000</b>
HVAC (Facilities)	1,000		1,000
<b>Various</b>	<b>418,000</b>	<b>218,000</b>	<b>636,000</b>
Picnic Shelter, Tables, Benches, Hardware	68,000	68,000	136,000
Restroom Renovation	100,000	100,000	200,000
Shade Structures	250,000		250,000
Magnetic locks on restrooms (Phased)		50,000	50,000
<b>Charlotte Harbor Event and Conf Center</b>	<b>27,000</b>		<b>27,000</b>
Replace Dance Floor	27,000		27,000
<b>Court/Field Resurfacing</b>	<b>726,000</b>	<b>415,000</b>	<b>1,141,000</b>
<b>Carmalita Park</b>		<b>75,000</b>	<b>75,000</b>
Irrigation pump		75,000	75,000
<b>Various</b>	<b>726,000</b>	<b>340,000</b>	<b>1,066,000</b>
Baseball Field		50,000	50,000
Fencing	240,000	240,000	480,000
Scoreboards	100,000		100,000
Softball Fields	200,000		200,000
Resurfacing Parking, Tennis or Basketball Courts	186,000	50,000	236,000
<b>Electrical &amp; Lighting</b>	<b>405,000</b>	<b>406,000</b>	<b>811,000</b>

# Capital Maintenance Schedule Costs

## Community Services

Task/Site/Detail	2020	2021	Total
<b>Franz Ross Park</b>	<b>300,000</b>		<b>300,000</b>
Replace Sports Lighting - LED	300,000		300,000
<b>Harold Avenue Park</b>		<b>6,000</b>	<b>6,000</b>
T-8 fixtures		6,000	6,000
<b>South County Regional Park</b>	<b>5,000</b>	<b>300,000</b>	<b>305,000</b>
pool, locker room, storage, and maintenance rooms	5,000		5,000
Replace Sports Lighting - LED		300,000	300,000
<b>Tringali Park</b>		<b>100,000</b>	<b>100,000</b>
Parking and Community Center		100,000	100,000
<b>Various</b>	<b>100,000</b>		<b>100,000</b>
Replace Sports Lighting - LED	100,000		100,000
<b>Environmental</b>	<b>100,000</b>	<b>100,000</b>	<b>200,000</b>
<b>Bay Heights Park</b>	<b>50,000</b>	<b>50,000</b>	<b>100,000</b>
Seagrass Mitigation	50,000	50,000	100,000
<b>Various</b>	<b>50,000</b>	<b>50,000</b>	<b>100,000</b>
Exotic Removal	50,000	50,000	100,000
<b>Parking &amp; Stormwater</b>	<b>135,000</b>	<b>253,000</b>	<b>388,000</b>
<b>Ann Dever Regional Park</b>	<b>10,000</b>	<b>3,000</b>	<b>13,000</b>
Concrete maintenance	10,000	3,000	13,000
<b>Various</b>	<b>125,000</b>	<b>250,000</b>	<b>375,000</b>
Reseal/Restripe Parking Baseball/Soccer	100,000		100,000
Reshell Parking	25,000	75,000	100,000
Resurfacing Parking, Tennis or Basketball Courts		175,000	175,000
<b>Parks Master Plan</b>	<b>1,050,000</b>	<b>1,250,000</b>	<b>2,300,000</b>
<b>GC Herring Park</b>	<b>550,000</b>		<b>550,000</b>
Redevelopment	550,000		550,000
<b>Various</b>	<b>500,000</b>	<b>1,250,000</b>	<b>1,750,000</b>
Park Planning and Design	500,000	500,000	1,000,000
Shade Structures		250,000	250,000
Trails in Trail Plan		500,000	500,000
<b>Playgrounds</b>	<b>250,000</b>	<b>250,000</b>	<b>500,000</b>
<b>Various</b>	<b>250,000</b>	<b>250,000</b>	<b>500,000</b>
Replace Playgrounds	250,000	250,000	500,000
<b>Pools &amp; Splashpads</b>	<b>96,000</b>	<b>92,000</b>	<b>188,000</b>
<b>Ann Dever Regional Park</b>	<b>5,000</b>	<b>30,000</b>	<b>35,000</b>
Deck equipment (pool covers, furniture, lane lines, shade)	5,000	5,000	10,000
Pool Blankets, Expansion Joints, Tile Repl		25,000	25,000
<b>Port Charlotte Beach Park</b>	<b>47,000</b>	<b>30,000</b>	<b>77,000</b>
Deck equipment (pool covers, furniture, lane lines, shade)	11,000	5,000	16,000
Pool Blankets, Expansion Joints, Tile Repl		25,000	25,000
Pool Operational Equipment (pumps, feeders, etc.)	36,000		36,000
<b>South County Regional Park</b>	<b>44,000</b>	<b>32,000</b>	<b>76,000</b>
Deck equipment (pool covers, furniture, lane lines, shade)	37,000	7,000	44,000
Pool Blankets, Expansion Joints, Tile Repl		25,000	25,000
Pool Operational Equipment (pumps, feeders, etc.)	7,000		7,000
<b>Trails &amp; Boardwalks</b>	<b>50,000</b>	<b>125,000</b>	<b>175,000</b>
<b>Various</b>	<b>50,000</b>	<b>125,000</b>	<b>175,000</b>

## Capital Maintenance Schedule Costs Community Services

Task/Site/Detail	2020	2021	Total
Replace Boardwalks	50,000	125,000	175,000
<b>Equipment</b>	<b>433,000</b>	<b>61,000</b>	<b>494,000</b>
<b>Ann Dever Regional Park</b>	<b>1,000</b>		<b>1,000</b>
Water Heater and/or Ice Maker	1,000		1,000
<b>Charlotte Sports Park</b>	<b>6,000</b>	<b>14,000</b>	<b>20,000</b>
CSP Observation Tower	6,000		6,000
CSP Stadium		7,000	7,000
Tiki Bar		7,000	7,000
<b>Harold Avenue Park</b>	<b>1,000</b>	<b>2,000</b>	<b>3,000</b>
Automated Electronic Defibrillator		2,000	2,000
Hot Water Heater	1,000		1,000
<b>South County Regional Park</b>	<b>8,000</b>		<b>8,000</b>
Electronic Scoreboard	8,000		8,000
<b>Tringali Park</b>	<b>4,000</b>		<b>4,000</b>
Water Heater and/or Ice Maker	4,000		4,000
<b>Various</b>	<b>200,000</b>		<b>200,000</b>
Equipment Replacement	200,000		200,000
<b>Charlotte Harbor Event and Conf Center</b>	<b>213,000</b>	<b>45,000</b>	<b>258,000</b>
Digital Signage	40,000		40,000
Risers	150,000		150,000
Dumpster	6,000		6,000
Ice Machine	12,000		12,000
Refrigerator	5,000		5,000
Furniture		16,500	16,500
Dishwasher		25,000	25,000
Disposals		3,500	3,500
<b>Total</b>	<b>4,481,000</b>	<b>4,367,000</b>	<b>8,848,000</b>

**Capital Maintenance Schedule Funding Sources  
Facilities Management  
2020-2021**

	<b>Sum of Estimated Cost</b>
<b>2020</b>	<b>6,973,001</b>
CPF Ad Valorem	5,997,911
Gas Tax	6,696
Transit Grant	5,220
Sheriff	954,385
Building & Construction Services	8,789
<b>2021</b>	<b>5,688,226</b>
CPF Ad Valorem	5,546,815
Fire Assessments	64,811
Gas Tax	25,994
Transit Grant	3,994
Utility	20,863
Sheriff	24,648
Lighting Ad Valorem	1,100
Building & Construction Services	-
<b>Grand Total</b>	<b>12,661,226</b>

**Two Year Summary**

CPF Ad Valorem	11,544,726
Fire Assessments	64,811
Gas Tax	32,690
Lighting Ad Valorem	1,100
Transit Grant	9,214
Utility	20,863
Sheriff	979,033
Building & Construction Services	8,789
<b>Grand Total</b>	<b>12,661,226</b>

## Capital Maintenance Schedule Costs

### Facilities Management

2020-2021

---

Task	2020	2021	2022	2023	2024	2025
Architectural	3,848,530	2,184,557	2,735,561	3,369,400	3,966,956	800,282
Mechanical/Plumbing	1,956,781	1,981,201	392,196	644,121	574,716	3,854,121
Civil	487,150	749,651	595,781	86,404	3,000	3,000
Electrical	680,540	772,816	1,097,992	485,725	245,006	217,792
<b>Grand Total</b>	<b>6,973,001</b>	<b>5,688,226</b>	<b>4,821,529</b>	<b>4,585,650</b>	<b>4,789,679</b>	<b>4,875,195</b>

**Capital Maintenance Schedule Costs  
Facilities Management  
2020-2021**

	Architectural	Civil	Electrical	Mechanical/ Plumbing	Total
<b>Airport Road Annex</b>	<b>5,220</b>		<b>3,994</b>	<b>192,675</b>	<b>201,889</b>
<b>Supervisor of Elections Office/Storage Bldg.</b>				<b>12,000</b>	<b>12,000</b>
2021				12,000	12,000
<b>Training Center/Warehouse</b>				<b>180,675</b>	<b>180,675</b>
2020				180,675	180,675
<b>Transit Bldg. - Main Building</b>	<b>5,220</b>		<b>3,994</b>		<b>9,214</b>
2020	5,220				5,220
2021			3,994		3,994
<b>Burnt Store Utilities</b>	<b>1,650</b>				<b>1,650</b>
<b>Master Control Center Building - Water</b>	<b>1,650</b>				<b>1,650</b>
2021	1,650				1,650
<b>CARE</b>	<b>5,482</b>				<b>5,482</b>
<b>Residential Center</b>	<b>5,482</b>				<b>5,482</b>
2021	5,482				5,482
<b>Cedar Point Environmental Park</b>	<b>20,749</b>				<b>20,749</b>
<b>Cedar Park Environmental Center</b>	<b>20,749</b>				<b>20,749</b>
2021	20,749				20,749
<b>Cultural Center</b>	<b>280,673</b>	<b>100,000</b>	<b>44,303</b>		<b>424,976</b>
<b>Conference and Senior Center</b>	<b>61,977</b>				<b>61,977</b>
2021	61,977				61,977
<b>Port Charlotte Library</b>	<b>59,469</b>		<b>4,869</b>		<b>64,338</b>
2021	59,469		4,869		64,338
<b>Learning Center</b>	<b>159,227</b>		<b>4,869</b>		<b>164,096</b>
2020	73,080		4,869		77,949
2021	86,147				86,147
<b>Theater</b>			<b>34,565</b>		<b>34,565</b>
2020			25,998		25,998
2021			8,567		8,567
<b>Cultural Center of Charlotte County Site</b>		<b>100,000</b>			<b>100,000</b>
2020		100,000			100,000
<b>East Port Wastewater Treatment Plant</b>	<b>19,213</b>				<b>19,213</b>
<b>Blower/Electrical Building</b>	<b>2,250</b>				<b>2,250</b>
2021	2,250				2,250
<b>New Operations Building</b>	<b>16,963</b>				<b>16,963</b>
2021	16,963				16,963
<b>Family Service Center</b>	<b>25,720</b>				<b>25,720</b>
<b>Family Service Center</b>	<b>25,720</b>				<b>25,720</b>
2020	25,720				25,720
<b>Mid County Regional Library</b>			<b>155,542</b>		<b>155,542</b>
<b>Mid County Regional Library</b>			<b>155,542</b>		<b>155,542</b>
2021			155,542		155,542
<b>Murdock Administration Campus</b>	<b>242,637</b>	<b>30,000</b>	<b>116,392</b>	<b>1,547,094</b>	<b>1,936,123</b>
<b>Murdock Administration Center Bldg. A</b>	<b>127,637</b>		<b>100,000</b>	<b>1,547,094</b>	<b>1,774,731</b>
2020			100,000	537,400	637,400
2021	127,637			1,009,694	1,137,331
<b>Murdock Administration Center Bldg. B</b>			<b>7,603</b>		<b>7,603</b>
2021			7,603		7,603

**Capital Maintenance Schedule Costs  
Facilities Management  
2020-2021**

	Architectural	Civil	Electrical	Mechanical/ Plumbing	Total
<b>Construction Services Building, Bldg C</b>	-		<b>8,789</b>		<b>8,789</b>
2020			8,789		8,789
2021	-				-
<b>Murdock Administration Campus Site</b>	<b>115,000</b>	<b>30,000</b>			<b>145,000</b>
2020	115,000	30,000			145,000
<b>Port Charlotte Beach Park</b>	<b>11,124</b>		<b>12,760</b>		<b>23,884</b>
<b>PC Beach Park Pool Building</b>	<b>6,780</b>		<b>6,380</b>		<b>13,160</b>
2021	6,780		6,380		13,160
<b>PC Beach Park Recreation Center</b>	<b>3,000</b>		<b>6,380</b>		<b>9,380</b>
2021	3,000		6,380		9,380
<b>PC Beach Park Pier Restrooms</b>	<b>1,344</b>				<b>1,344</b>
2021	1,344				1,344
<b>Rebecca Neal Owens Meal Site</b>	<b>47,742</b>	<b>1,000</b>	<b>6,380</b>		<b>55,122</b>
<b>Rebecca Neal Owens Meal Center</b>	<b>47,742</b>		<b>6,380</b>		<b>54,122</b>
2020	47,742				47,742
2021			6,380		6,380
<b>Rebecca Neal Owens Meal Site</b>		<b>1,000</b>			<b>1,000</b>
2021		1,000			1,000
<b>Sheriff's Administration</b>	<b>24,648</b>		<b>30,810</b>		<b>55,458</b>
<b>Sheriffs Administration</b>	<b>24,648</b>		<b>30,810</b>		<b>55,458</b>
2020			30,810		30,810
2021	24,648				24,648
<b>South County Annex</b>	<b>8,370</b>	<b>22,630</b>	<b>64,425</b>	<b>740,256</b>	<b>835,681</b>
<b>Government Services Building</b>	<b>8,370</b>		<b>35,211</b>	<b>740,256</b>	<b>783,837</b>
2020	8,370			42,000	50,370
2021			35,211	698,256	733,467
<b>Maintenance Bldg.</b>			<b>29,214</b>		<b>29,214</b>
2021			29,214		29,214
<b>South County Annex Site</b>		<b>22,630</b>			<b>22,630</b>
2021		22,630			22,630
<b>Tringali Park</b>	<b>57,583</b>		<b>30,867</b>	<b>24,180</b>	<b>112,630</b>
<b>Recreation Center Unit 4</b>	<b>52,075</b>			<b>24,180</b>	<b>76,255</b>
2020	20,880				20,880
2021	31,195			24,180	55,375
<b>Englewood Library</b>	<b>5,508</b>		<b>30,867</b>		<b>36,375</b>
2021	5,508		30,867		36,375
<b>Non Assessed Building</b>	<b>1,210,558</b>		<b>535,584</b>	<b>483,242</b>	<b>2,229,384</b>
<b>Non Assessed Building Architectural</b>	<b>720,558</b>				<b>720,558</b>
2020	180,646				180,646
2021	539,912				539,912
<b>Non Assessed Building Electrical</b>			<b>235,584</b>	<b>75,000</b>	<b>310,584</b>
2020			117,792	75,000	192,792
2021			117,792		117,792
<b>Non Assessed Building Mechanical / Plumbing</b>				<b>408,242</b>	<b>408,242</b>
2020				354,121	354,121
2021				54,121	54,121
<b>Non Assessed Building Renovations and Remodels</b>	<b>490,000</b>		<b>300,000</b>		<b>790,000</b>

**Capital Maintenance Schedule Costs  
Facilities Management  
2020-2021**

	Architectural	Civil	Electrical	Mechanical/ Plumbing	Total
2020	182,087				182,087
2021	307,913		300,000		607,913
<b>Charlotte Harbor Event and Conf. Center</b>		<b>401,250</b>		<b>120,000</b>	<b>521,250</b>
<b>Event and Conference Center</b>				<b>120,000</b>	<b>120,000</b>
2021				120,000	120,000
<b>Charlotte Harbor Event and Conf. Center Site</b>		<b>401,250</b>			<b>401,250</b>
2020		75,000			75,000
2021		326,250			326,250
<b>Community Services Parks Maintenance Yard</b>			<b>7,740</b>	<b>8,565</b>	<b>16,305</b>
<b>Community Services Parks Maintenance Office Building</b>			<b>7,740</b>	<b>8,565</b>	<b>16,305</b>
2020				8,565	8,565
2021			7,740		7,740
<b>Grace Street Annex</b>	<b>56,142</b>				<b>56,142</b>
<b>Grace Street Annex</b>	<b>56,142</b>				<b>56,142</b>
2020	56,142				56,142
<b>Jail</b>				<b>742,900</b>	<b>742,900</b>
<b>Old and New Jail</b>				<b>742,900</b>	<b>742,900</b>
2020				742,900	742,900
<b>Public Safety Complex</b>	<b>145,080</b>		<b>381,380</b>		<b>526,460</b>
<b>Public Safety Complex</b>			<b>381,380</b>		<b>381,380</b>
2020			381,380		381,380
<b>Public Safety Building</b>	<b>145,080</b>				<b>145,080</b>
2021	145,080				145,080
<b>Public Works Florida Street Yard</b>	<b>9,660</b>				<b>9,660</b>
<b>Administration Building</b>	<b>6,696</b>				<b>6,696</b>
2020	6,696				6,696
<b>Lighting District Tech Bldg.</b>	<b>1,100</b>				<b>1,100</b>
2021	1,100				1,100
<b>Traffic Signing &amp; Marking Building</b>	<b>1,864</b>				<b>1,864</b>
2021	1,864				1,864
<b>Sports Park</b>	<b>163,995</b>		<b>15,732</b>		<b>179,727</b>
<b>Maintenance Building C</b>			<b>1,120</b>		<b>1,120</b>
2021			1,120		1,120
<b>Major League Clubhouse</b>	<b>230</b>				<b>230</b>
2021	230				230
<b>Stadium</b>			<b>8,960</b>		<b>8,960</b>
2021			8,960		8,960
<b>Rowley-Zuraw Hall, Bldg A</b>	<b>163,022</b>		<b>5,652</b>		<b>168,674</b>
2020	30,449		5,652		36,101
2021	132,572				132,572
<b>Rays Conference &amp; Meeting Center Building B</b>	<b>743</b>				<b>743</b>
2021	743				743
<b>Non Assessed Sites</b>	<b>355,000</b>	<b>668,000</b>			<b>1,023,000</b>
<b>Non Assessed Building Civil</b>	<b>355,000</b>	<b>668,000</b>			<b>1,023,000</b>
2020	86,194	279,000			365,194
2021	268,806	389,000			657,806
<b>Fire Station 03</b>	<b>11,240</b>	<b>10,771</b>			<b>22,011</b>



**Capital Maintenance Schedule Costs  
Facilities Management  
2020-2021**

	Architectural	Civil	Electrical	Mechanical/ Plumbing	Total
<b>Fire Station 03</b>	<b>11,240</b>				<b>11,240</b>
2021	11,240				11,240
<b>Fire Station 03 Site</b>		<b>10,771</b>			<b>10,771</b>
2021		10,771			10,771
<b>Fire Station 09</b>				<b>42,800</b>	<b>42,800</b>
<b>Fire Station 09</b>				<b>42,800</b>	<b>42,800</b>
2021				42,800	42,800
<b>Health Department</b>	<b>87,645</b>				<b>87,645</b>
<b>Health Department</b>	<b>87,645</b>				<b>87,645</b>
2021	87,645				87,645
<b>Justice Center</b>	<b>3,214,459</b>				<b>3,214,459</b>
<b>Justice Center</b>	<b>3,214,459</b>				<b>3,214,459</b>
2020	3,000,000				3,000,000
2021	214,459				214,459
<b>Public Works San Casa Yard</b>	<b>3,980</b>			<b>20,150</b>	<b>24,130</b>
<b>M&amp;O Building</b>	<b>3,980</b>			<b>20,150</b>	<b>24,130</b>
2021	3,980			20,150	24,130
<b>Ann &amp; Chuck Dever Memorial Regional Park</b>	<b>24,516</b>	<b>3,150</b>	<b>47,448</b>	<b>16,120</b>	<b>91,233</b>
<b>Concession/Restrooms</b>	<b>24,516</b>	<b>3,150</b>	<b>47,448</b>	<b>16,120</b>	<b>91,233</b>
2020	10,303	3,150	5,250	16,120	34,823
2021	14,213		42,198		56,411
<b>Total</b>	<b>6,033,087</b>	<b>1,236,801</b>	<b>1,453,356</b>	<b>3,937,982</b>	<b>12,661,226</b>

Capital Maintenance Schedule Summary  
 Heavy Equipment Replacement Schedule (County Wide)  
 Equipment Replacement by Funding Source  
 2020-2021

	2020	2021	2022	2023	2024	2025	2026	2027	2028	2029	2030	TOTAL
<b>Funding Source</b>												
Gas Tax	1,045,000	565,000	1,596,849	1,210,358	1,421,954	2,680,200	3,762,419	1,456,302	1,562,828	395,013	-	15,695,923
Ad Valorem	-	-	-	235,000	-	-	-	146,619	-	-	-	381,619
Capital Projects Fund	1,360,000	1,005,000	810,000	1,200,000	800,000	800,000	1,925,981	1,093,146	668,859	75,081	75,081	9,813,148
Fire Assessments	1,706,500	695,000	2,770,000	1,965,000	2,965,000	795,000	3,830,000	2,492,923	1,436,481	970,000	1,020,000	20,645,904
Utility Fees	203,437	210,057	522,579	843,063	1,383,698	856,694	2,122,076	1,421,744	1,269,833	634,352	-	9,467,533
Solid Waste Enterprise	571,000	1,272,000	1,004,594	-	24,050	145,000	-	647,260	1,567,451	-	282,625	5,513,980
Fleet Enterprise	98,255	-	-	145,667	-	-	71,161	-	-	-	-	315,082
Grants	163,362	566,016	501,330	533,676	684,256	-	-	-	78,047	81,681	-	2,608,369
	<u>5,147,553</u>	<u>4,313,074</u>	<u>7,205,352</u>	<u>6,132,763</u>	<u>7,278,959</u>	<u>5,276,894</u>	<u>11,711,637</u>	<u>7,257,994</u>	<u>6,583,500</u>	<u>2,156,126</u>	<u>1,377,706</u>	<u>64,441,558</u>

Capital Maintenance Schedule Summary 2020-2030  
 Heavy Equipment Replacement Schedule (County Wide)  
 2020-2021

Equip #	Acq. Year	Class Description	Life	Dept Name	Replacement	Est
			Expectancy (Years)		Year	Replacement Cost
33322	2011	AMBULANCE	9	EMS	2020	325,000
33841	2012	AMBULANCE	9	EMS	2020	325,000
24710	2000	TRUCK, HAZMAT	20	FIRE	2020	1,036,500
26660	2002	TRUCK,ENGINE	15	FIRE	2020	670,000
30615	2006	SERVICE TRUCK, DIESEL-DUAL, EQUIP MAINT	10	FLEET	2020	98,255
29364	2004	TRACTOR	10	MAINT & OPER	2020	50,000
30298	2006	TRUCK, DIESEL-DUAL, 1 TON UTILITY F450	10	MAINT & OPER	2020	70,000
31318	2006	TRUCK, DIESEL-DUAL, DUMP F550	10	MAINT & OPER	2020	70,000
32679	2011	TRACTOR	10	MAINT & OPER	2020	65,000
32667	2010	TRACTOR, DIESEL-4WD, BACKHOE-LOADER-10-	10	MAINT & OPER	2020	310,000
32670	2010	TRACTOR, DIESEL-4WD, BACKHOE-LOADER-10-	10	MAINT & OPER	2020	310,000
31057	2006	TRUCK, UNL-DUAL, TANK LIQUID, 26000 - 3	10	MOSQUITO CTRL	2020	250,000
31064	2007	TRUCK, DIESEL-DUAL, FLATBED, 26001 - 33	10	MOSQUITO CTRL	2020	100,000
31380	2007	TRUCK, UNL-DUAL, TANK LIQUID, 26000 - 3	10	MOSQUITO CTRL	2020	250,000
33476	2011	TRACTOR, DIESEL, WITH FRT END LOADER 4X4, 3001 - 6	10	NATURAL RESOURCES	2020	110,000
32685	2011	BOAT	10	SIGNING & MARKING	2020	100,000
31083	2006	EXCAVATOR-LOADER, DIESEL-4WD, LOADER	10	SIGNING & MARKING	2020	70,000
26000	2001	TRUCK,MECHANICS	10	SOLIDWASTE	2020	85,000
26766	2002	BACKHOE/LOADER	10	SOLIDWASTE	2020	98,000
34772	2015	BULLDOZER	10	SOLIDWASTE	2020	313,000
27795	2003	TRUCK, DIESEL TANDEM, WATER TANK, 47000#	10	SOLIDWASTE	2020	75,000
32658	2010	VAN, 1 TON HIGH CUBE BODY, GAS	5	TRANSIT	2020	81,681
32659	2010	VAN, 1 TON HIGH CUBE BODY, GAS	5	TRANSIT	2020	81,681
26677	2002	TRACTOR, DIESEL-4WD, BACKHOE-LOADER-10-	10	UTILITY	2020	58,437
32406	2009	TRAILER, DUMP BODY	10	UTILITY	2020	80,000
28675	2004	TRUCK, DIESEL-DUAL, FLATBED, 26001 - 33	10	UTILITY	2020	65,000
33944	2013	AMBULANCE	9	EMS	2021	350,000
34298	2013	AMBULANCE	9	EMS	2021	350,000
30580	2006	TRUCK,PUMPER/BRUSH TRUCK	15	FIRE	2021	695,000
30252	2006	FORKLIFT	10	MAINT & OPER	2021	57,000
30255	2006	TRUCK, DIESEL-TANDEM, TRACTOR, 33001 -	10	MAINT & OPER	2021	250,000
32683	2011	EXCAVATOR-LOADER, DIESEL-4WD, EXCAVATOR	10	MAINT & OPER	2021	258,000
31380	2007	TRUCK,WATER/FUEL	10	MOSQUITO CTRL	2021	180,000
33477	2011	TRACTOR, DIESEL-TRACK, BACKHOE-LOADER->	10	PARKS	2021	125,000
32644	2011	TRAILER,WALKING FLOOR	10	SOLIDWASTE	2021	65,000
32648	2011	TRAILER,WALKING FLOOR	10	SOLIDWASTE	2021	65,000
32649	2011	TRAILER,WALKING FLOOR	10	SOLIDWASTE	2021	65,000
32650	2011	TRAILER,WALKING FLOOR	10	SOLIDWASTE	2021	65,000
35483	2016	BULLDOZER	5	SOLIDWASTE	2021	404,000
35651	2016	COMPACTOR	5	SOLIDWASTE	2021	608,000
32415	2010	BUS, DIESEL, 24-25 PASGR, STD + WHEELCHAIR	10	TRANSIT	2021	125,271
32416	2010	BUS, DIESEL, 24-25 PASGR, STD + WHEELCHAIR	10	TRANSIT	2021	125,271
32417	2010	BUS, DIESEL, 24-25 PASGR, STD + WHEELCHAIR	10	TRANSIT	2021	125,271
33474	2011	BUS, UNL, 13-18 PASGR, STD + WHEELCHAIR	5	TRANSIT	2021	75,736
33475	2011	BUS, UNL, 13-18 PASGR, STD + WHEELCHAIR	5	TRANSIT	2021	114,467
32407	2009	TRAILER, DUMP BODY	10	UTILITY	2021	80,000
32686	2011	TRACTOR, DIESEL-4WD, BACKHOE-LOADER-10-	10	UTILITY	2021	130,057
34558	2014	AMBULANCE	9	EMS	2022	375,000
34730	2015	AMBULANCE	9	EMS	2022	375,000
26555	2002	TRUCK,LADDER	15	FIRE	2022	900,000
28881	2004	TRUCK,PUMPER	15	FIRE	2022	720,000
29102	2004	TRUCK, HAZMAT	20	FIRE	2022	500,000

Capital Maintenance Schedule Summary 2020-2030  
 Heavy Equipment Replacement Schedule (County Wide)  
 2020-2021

Equip #	Acq. Year	Class Description	Life	Dept Name	Replacement	Est
			Expectancy (Years)		Year	Replacement Cost
33636	2012	BOAT, "Marine Two"	10	FIRE	2022	650,000
33489	2012	SEWER CLEAN, DIESEL TANDEM, BASIN CLEAN	10	MAINT & OPER	2022	350,000
33496	2012	TRACTOR, DIESEL-TRACK, DOZER, 25001-300	10	MAINT & OPER	2022	152,000
33550	2012	TRUCK,PICKUP,1 1/2 TON,DUMP BODY,REG-CAB,DIESEL	10	MAINT & OPER	2022	65,000
33694	2012	TRUCK,PICKUP,1 1/2 TON,DUMP BODY,REG-CAB,DIESEL	10	MAINT & OPER	2022	65,000
33698	2012	TRACTOR, DIESEL-4WD, BACKHOE-LOADER-10-	10	MAINT & OPER	2022	96,000
33699	2012	TRACTOR, DIESEL-4WD, BACKHOE-LOADER-10-	10	MAINT & OPER	2022	96,000
33701	2012	TRUCK,PICKUP,1 1/2 TON,DUMP BODY,REG-CAB,DIESEL	10	MAINT & OPER	2022	65,000
33710	2012	TRUCK,PICKUP,1 1/2 TON,DUMP BODY,REG-CAB,DIESEL	10	MAINT & OPER	2022	65,000
33740	2012	EXCAVATOR-LOADER, DIESEL-4WD, EXCAVATOR	10	MAINT & OPER	2022	260,000
33765	2012	TRACTOR, DIESEL-4WD, SIDEBOOM, 10001 -	10	MAINT & OPER	2022	107,470
33766	2012	TRACTOR, DIESEL-4WD, LOADER, 10001 - 14	10	MAINT & OPER	2022	107,470
33532	2012	TRUCK, PICKUP 1 TON	10	NATURAL RESOURCES	2022	60,000
33729	2012	TRUCK,PICKUP, 1 TON,UTILITY BODY,CREW CAB, DIESEL	10	SIGNING & MARKING	2022	86,286
33736	2012	TRUCK,PICKUP, 1 TON,UTILITY BODY,DIESEL	10	SIGNING & MARKING	2022	81,623
32645	2011	TRAILER,WALKING FLOOR	10	SOLIDWASTE	2022	64,932
32646	2011	TRAILER,WALKING FLOOR	10	SOLIDWASTE	2022	64,932
32647	2011	TRAILER,WALKING FLOOR	10	SOLIDWASTE	2022	64,932
32651	2011	TRAILER,WALKING FLOOR	10	SOLIDWASTE	2022	64,932
32652	2011	TRAILER,WALKING FLOOR	10	SOLIDWASTE	2022	64,932
32653	2011	TRAILER,WALKING FLOOR	10	SOLIDWASTE	2022	64,932
33502	2006	COMPACTOR	10	SOLIDWASTE	2022	615,000
32418	2010	BUS, DIESEL, 24-25 PASGR, STD + WHEELCHAIR	10	TRANSIT	2022	125,271
32419	2010	BUS, DIESEL, 24-25 PASGR, STD + WHEELCHAIR	10	TRANSIT	2022	125,271
33756	2012	BUS, UNL, 13-18 PASGR, STD + WHEELCHAIR	5	TRANSIT	2022	125,481
34083	2013	BUS, UNL, 13-18 PASGR, STD + WHEELCHAIR	5	TRANSIT	2022	125,307
33486	2012	SEWER CLEAN, DIESEL TANDEM, BASIN CLEAN	10	UTILITY	2022	359,858
33725	2012	TRUCK,PICKUP,1 1/2 TON,UTILITY BODY,S-CAB,DIESEL	10	UTILITY	2022	76,588
33727	2012	TRUCK,PICKUP,1 1/2 TON,UTILITY BODY,S-CAB,DIESEL	10	UTILITY	2022	86,133
33321	2011	AMBULANCE	9	EMS	2023	400,000
34297	2013	AMBULANCE	9	EMS	2023	400,000
34559	2014	AMBULANCE	9	EMS	2023	400,000
21311	1996	TRUCK,ENGINE	15	FIRE	2023	475,000
28882	2004	TRUCK,PUMPER	15	FIRE	2023	745,000
30713	2006	TRUCK,ENGINE	20	FIRE	2023	745,000
34104	2013	SERVICE TRUCK, DIESEL-DUAL, EQUIP MAINT	10	FLEET	2023	145,667
33758	2013	TRUCK, DIESEL-DUAL, AERIAL, 26000 - 33000	10	LIGHTING	2023	235,000
35460	2016	EXCAVATOR-LOADER, DIESEL, DITCHER	7	MAINT & OPER	2023	395,000
33760	2013	TRUCK, DIESEL-DUAL, AERIAL, 26000 - 33000	10	MAINT & OPER	2023	181,000
33767	2013	EXCAVATOR-LOADER, DIESEL-TRACK, EXCAVATOR SKID	10	MAINT & OPER	2023	112,200
34121	2013	GRAD-COMP-PAVE, DIESEL, ROLLER, ST DRUM	10	MAINT & OPER	2023	124,500
34125	2013	GRAD-COMP-PAVE, DIESEL, ROLLER, ST DRUM	10	MAINT & OPER	2023	43,700
34126	2013	GRAD-COMP-PAVE, DIESEL-DUAL, GRADER-6x4	10	MAINT & OPER	2023	189,300
34060	2013	TRUCK,PICKUP, 1 TON,UTILITY BODY,DIESEL	10	SIGNING & MARKING	2023	83,000
34061	2013	TRUCK,PICKUP, 1 TON,UTILITY BODY,DIESEL	10	TRAFFIC ENGINEERING	2023	81,658
36242	2018	VAN, 1 TON HIGH CUBE BODY, GAS	4	TRANSIT	2023	81,681
36243	2018	VAN, 1 TON HIGH CUBE BODY, GAS	4	TRANSIT	2023	81,681
36249	2018	VAN, 1 TON HIGH CUBE BODY, GAS	4	TRANSIT	2023	81,681
36250	2018	VAN, 1 TON HIGH CUBE BODY, GAS	4	TRANSIT	2023	81,681
36328	2018	VAN, 1 TON HIGH CUBE BODY, GAS	4	TRANSIT	2023	81,681
32664	2010	BUS, DIESEL, 24-25 PASGR, STD + WHEELCHAIR	10	TRANSIT	2023	125,271
34076	2013	TRUCK,PICKUP,1 1/2 TON,UTILITY BODY,S-CAB,DIESEL	10	UTILITY	2023	89,572

Capital Maintenance Schedule Summary 2020-2030  
 Heavy Equipment Replacement Schedule (County Wide)  
 2020-2021

Equip #	Acq. Year	Class Description	Life	Dept Name	Replacement	Est
			Expectancy (Years)		Year	Replacement Cost
34077	2013	TRUCK,PICKUP,1 1/2 TON,UTILITY BODY,S-CAB,DIESEL	10	UTILITY	2023	89,505
34078	2013	TRUCK,PICKUP,1 1/2 TON,UTILITY BODY,S-CAB,DIESEL	10	UTILITY	2023	89,506
34085	2013	TRUCK,PICKUP,1 1/2 TON,UTILITY BODY,S-CAB,DIESEL	10	UTILITY	2023	138,423
34086	2013	TRUCK,PICKUP,1 1/2 TON,UTILITY BODY,S-CAB,DIESEL	10	UTILITY	2023	87,015
34119	2013	TRUCK,PICKUP,1 1/2 TON,UTILITY BODY,S-CAB,DIESEL	10	UTILITY	2023	138,424
34122	2013	EXCAVATOR-LOADER, DIESEL-TRACK, EXCAVATOR 20 T	10	UTILITY	2023	210,618
33945	2013	AMBULANCE	9	EMS	2024	400,000
34299	2013	AMBULANCE	9	EMS	2024	400,000
28333	2004	TRUCK,AERIAL PLATFORM	15	FIRE	2024	1,200,000
30234	2005	TRUCK,ENGINE	15	FIRE	2024	770,000
30235	2005	TRUCK, HAZMAT	20	FIRE	2024	225,000
31199	2007	TRUCK,PUMPER	15	FIRE	2024	770,000
35840	2017	EXCAVATOR-LOADER, DIESEL, DITCHER, <	7	MAINT & OPER	2024	400,000
34107	2014	TRUCK, DIESEL-DUAL, DUMP<6yd, 14001 - 1	10	MAINT & OPER	2024	114,000
34108	2014	TRUCK, DIESEL-DUAL, DUMP<6yd, 14001 - 1	10	MAINT & OPER	2024	114,000
34133	2014	TRACTOR, DIESEL, FLAIL MOWER, 3001 - 60	10	MAINT & OPER	2024	135,000
34150	2014	TRACTOR, DIESEL-4WD, BACKHOE-LOADER-10-	10	MAINT & OPER	2024	129,000
34433	2014	EXCAVATOR-LOADER, DIESEL-4WD, LOADER	10	MAINT & OPER	2024	185,500
34386	2014	PAVE TRUCK, DIESEL-DUAL, LINE MARKER, 2	10	SIGNING & MARKING	2024	344,454
34285	2014	MOWER,FLAIL	10	SOLIDWASTE	2024	24,050
36332	2018	VAN, 1 TON HIGH CUBE BODY, GAS	4	TRANSIT	2024	81,681
36336	2018	VAN, 1 TON 15 PASSENGER, GAS	4	TRANSIT	2024	81,681
36347	2018	VAN, 1 TON 15 PASSENGER, GAS	4	TRANSIT	2024	81,681
36348	2018	VAN, 1 TON 15 PASSENGER, GAS	4	TRANSIT	2024	81,681
34136	2014	BUS, DIESEL, 13-18 PASGR, STD + WHEELCHAIR	5	TRANSIT	2024	119,285
34137	2014	BUS, DIESEL, 13-18 PASGR, STD + WHEELCHAIR	5	TRANSIT	2024	119,124
34138	2014	BUS, DIESEL-DUAL, 13-18 PASGR, STD USE	5	TRANSIT	2024	119,124
33798	2014	TRUCK, DIESEL TANDEM, WATER TANK, 47000#	10	UTILITY	2024	272,354
34109	2014	TRUCK, DIESEL-DUAL, DUMP<6yd, 26000 - 3	10	UTILITY	2024	123,914
34110	2014	TRUCK, DIESEL-DUAL, DUMP<6yd, 26000 - 3	10	UTILITY	2024	120,867
34127	2014	TRUCK,PICKUP,1 1/2 TON,UTILITY BODY,S-CAB,DIESEL	10	UTILITY	2024	139,838
34131	2014	TRUCK,PICKUP,1 1/2 TON,UTILITY BODY,S-CAB,DIESEL	10	UTILITY	2024	139,926
34132	2014	TRUCK,PICKUP,1 1/2 TON,UTILITY BODY,S-CAB,DIESEL	10	UTILITY	2024	139,862
34140	2014	GFGM EXCAVATOR MINI, DIESEL,TRACK, 18IN BUCKET	10	UTILITY	2024	79,143
34141	2014	GFGM EXCAVATOR MINI, DIESEL,TRACK, 18IN BUCKET	10	UTILITY	2024	76,123
34147	2014	TRACTOR, DIESEL-4WD, BACKHOE-LOADER-10-	10	UTILITY	2024	145,839
34148	2014	TRACTOR, DIESEL-4WD, BACKHOE-LOADER-10-	10	UTILITY	2024	145,831
35103	2015	AMBULANCE	9	EMS	2025	400,000
35104	2015	AMBULANCE	9	EMS	2025	400,000
30579	2006	TRUCK,PUMPER	15	FIRE	2025	795,000
37023	2018	EXCAVATOR-LOADER, DIESEL, DITCHER	7	MAINT & OPER	2025	466,000
34399	2015	TRUCK, DIESEL TANDEM, DUMP >10YDS, >470	10	MAINT & OPER	2025	164,500
34400	2015	TRUCK, DIESEL TANDEM, DUMP >10YDS, >470	10	MAINT & OPER	2025	164,500
34401	2015	TRUCK, DIESEL TANDEM, DUMP >10YDS, >470	10	MAINT & OPER	2025	164,500
34402	2015	TRUCK, DIESEL TANDEM, DUMP >10YDS, >470	10	MAINT & OPER	2025	164,500
34632	2015	TRACTOR, DIESEL-TRACK, DOZER, 25001-300	10	MAINT & OPER	2025	192,000
34645	2015	SEWER CLEAN, DIESEL TANDEM, BASIN CLEAN	10	MAINT & OPER	2025	449,000
34646	2015	TRACTOR, DIESEL-4WD, BACKHOE-LOADER-10	10	MAINT & OPER	2025	130,000
34672	2015	EXCAVATOR-LOADER, DIESEL-4WD, EXCAVATOR	10	MAINT & OPER	2025	286,000
34692	2015	EXCAVATOR-LOADER, DIESEL-4WD, LOADER	10	MAINT & OPER	2025	302,200
35133	2015	TRUCK, DIESEL-DUAL, SERVICE W/CRANE, 26000 - 330	10	MAINT & OPER	2025	197,000
34385	2015	TRACTOR SEMI	10	SOLIDWASTE	2025	145,000

Capital Maintenance Schedule Summary 2020-2030  
 Heavy Equipment Replacement Schedule (County Wide)  
 2020-2021

Equip #	Acq. Year	Class Description	Life	Dept Name	Replacement	Est
			Expectancy (Years)		Year	Replacement Cost
34394	2015	TRUCK, DIESEL TANDEM, DUMP >10YDS, >470	10	UTILITY	2025	171,628
34395	2015	TRUCK, DIESEL TANDEM, DUMP >10YDS, >470	10	UTILITY	2025	171,655
34407	2015	TRUCK,PICKUP, 1 TON,UTILITY BODY,GAS	10	UTILITY	2025	82,073
34408	2015	TRUCK,PICKUP, 3/4 TON, UTILITY BODY,EXTENDED CAB	10	UTILITY	2025	78,058
34417	2015	TRUCK, DIESEL-DUAL, DUMP, 14001 - 19000	10	UTILITY	2025	81,889
34465	2015	TRUCK, DIESEL-DUAL, DUMP, 14001 - 19000	10	UTILITY	2025	147,442
34700	2015	TRACTOR, DIESEL-TRACK, BACKHOE->20'	10	UTILITY	2025	123,948
35927	2017	AMBULANCE, Station 11	9	EMS	2026	425,000
35929	2017	AMBULANCE, HQ	9	EMS	2026	425,000
36018	2017	AMBULANCE	9	EMS	2026	425,000
36018	2017	AMBULANCE, HQ	9	EMS	2026	425,000
26969	2002	TRUCK,PUMPER	15	FIRE	2026	450,000
30575	2006	TRUCK,TANKER	20	FIRE	2026	620,000
30578	2006	TRUCK,TANKER	20	FIRE	2026	895,000
33315	2011	TRUCK,PUMPER	15	FIRE	2026	920,000
33840	2012	TRUCK,PUMPER	15	FIRE	2026	945,000
35458	2016	TRUCK, PICKUP 1 1/2 TON UTILITY BODY	10	FLEET	2026	71,161
35366	2016	EXCAVATOR, RUBBER TIRES	10	MAINT & OPER	2026	305,773
35423	2016	EXCAVATOR-LOADER, DIESEL-4WD, LOADER	10	MAINT & OPER	2026	314,895
35424	2016	TRUCK, DIESEL TANDEM, DUMP >10YDS, >470	10	MAINT & OPER	2026	172,766
35425	2016	TRUCK, DIESEL TANDEM, DUMP >10YDS, >470	10	MAINT & OPER	2026	172,677
35426	2016	TRUCK, DIESEL TANDEM, DUMP >10YDS, >470	10	MAINT & OPER	2026	172,572
35427	2016	TRUCK, DIESEL TANDEM, DUMP >10YDS, >470	10	MAINT & OPER	2026	172,680
35428	2016	TRUCK, DIESEL TANDEM, DUMP >10YDS, >470	10	MAINT & OPER	2026	172,766
35430	2016	TRUCK, DIESEL TANDEM, DUMP >10YDS, >470	10	MAINT & OPER	2026	172,588
35607	2016	TRACTOR, DIESEL-DUAL, SIDE BOOM, 10001	10	MAINT & OPER	2026	248,132
35608	2016	TRACTOR, DIESEL-DUAL, SIDE BOOM, 10001	10	MAINT & OPER	2026	248,132
35617	2016	TRUCK,PICKUP,1 1/2 TON,UTILITY BODY,S-CAB,DIESEL	10	MAINT & OPER	2026	79,454
35626	2016	TRUCK,PICKUP,1 1/2 TON,UTILITY BODY,S-CAB,DIESEL	10	MAINT & OPER	2026	76,359
36820	2019	EXCAVATOR-LOADER, DIESEL, DITCHER	7	MAINT & OPER	2026	428,834
34702	2016	TRUCK, DIESEL TANDEM, DUMP >10YDS, >470	10	MAINT & OPER	2026	161,000
34703	2016	TRUCK, DIESEL TANDEM, DUMP >10YDS, >470	10	MAINT & OPER	2026	161,000
34704	2016	TRUCK, DIESEL TANDEM, DUMP >10YDS, >470	10	MAINT & OPER	2026	161,000
34705	2016	TRUCK, DIESEL TANDEM, DUMP >10YDS, >470	10	MAINT & OPER	2026	161,000
35330	2016	EXCAVATOR-LOADER, DIESEL-TRACK, EXCAVATOR 20 T	10	MAINT & OPER	2026	148,500
35368	2016	CATERPILLAR TRACK LOADER	10	NATURAL RESOURCES	2026	167,021
35462	2016	TRUCK, PICKUP 1 1/2 TON UTILITY BODY	10	PARKS	2026	58,960
35443	2016	MONOHULL BOAT, ALUM	10	PW ENGINEERING	2026	142,150
35637	2016	TRUCK,PICKUP,1 1/2 TON,UTILITY BODY,CREW-CAB,DIE	10	SIGNING & MARKING	2026	90,142
35355	2016	TRUCK, DEISEL TANDEM WATER TANK	10	UTILITY	2026	314,964
35614	2016	TRUCK, DIESEL-DUAL, SERVICE W/CRANE, 26000 - 330	10	UTILITY	2026	145,928
35136	2016	EXCAVATOR-LOADER, DIESEL-TRACK, EXCAVATOR SKID	10	UTILITY	2026	42,917
35137	2016	EXCAVATOR-LOADER, DIESEL-TRACK, EXCAVATOR SKID	10	UTILITY	2026	42,918
35145	2016	TRUCK, DIESEL TANDEM, WATER TANK, 47000#	10	UTILITY	2026	310,203
35146	2016	CRANE-MINI CRAWLER	10	UTILITY	2026	91,102
35147	2016	EXCAVATOR-LOADER, DIESEL-TRACK, EXCAVATOR 20 T	10	UTILITY	2026	164,660
35148	2016	TRUCK,PICKUP,1 1/2 TON,UTILITY BODY,S-CAB,DIESEL	10	UTILITY	2026	102,808
35149	2016	TRUCK,PICKUP,1 1/2 TON,UTILITY BODY,S-CAB,DIESEL	10	UTILITY	2026	102,655
35150	2016	TRUCK,PICKUP,1 1/2 TON,UTILITY BODY,S-CAB,DIESEL	10	UTILITY	2026	102,690
35160	2016	TRUCK, DIESEL TANDEM, DUMP >10YDS, >470	10	UTILITY	2026	168,777
35161	2016	TRUCK, DIESEL TANDEM, DUMP >10YDS, >470	10	UTILITY	2026	168,955
35163	2016	TRUCK, DIESEL TANDEM, DUMP >10YDS, >470	10	UTILITY	2026	169,014

Capital Maintenance Schedule Summary 2020-2030  
 Heavy Equipment Replacement Schedule (County Wide)  
 2020-2021

Equip #	Acq. Year	Class Description	Life	Dept Name	Replacement	Est
			Expectancy (Years)		Year	Replacement Cost
35456	2016	TRUCK,PICKUP,1 1/2 TON,UTILITY BODY,S-CAB,DIESEL	10	UTILITY	2026	56,680
35634	2016	TRUCK, PICKUP 1 1/2 TON UTILITY BODY	10	UTILITY	2026	68,902
35636	2016	TRUCK, SERVICE, DIESEL-DUEL EQUIP MAINT	10	UTILITY	2026	68,902
35705	2017	TERRAIN, UNL, SWAMP BUGGY 301-350 CC	10	AQUATIC WEED	2027	100,296
36613	2018	AMBULANCE Station 6	9	EMS	2027	425,000
36614	2018	AMBULANCE Airport	9	EMS	2027	425,000
31810	2007	TRUCK,CAB & CHASSIS (Mobile Command)	10	FIRE	2027	1,000,000
35671	2017	TRUCK,TANKER	10	FIRE	2027	895,000
35928	2017	TRUCK, PUMPER, HQ	10	FIRE	2027	597,923
35854	2017	TRUCK, DIESEL-DUAL, SERVICE W/CRANE	10	LIGHTING	2027	146,619
35631	2017	SEWER CLEAN, DIESEL TANDEM, BASIN CLEAN	10	MAINT & OPER	2027	372,468
35714	2017	EXCAVATOR-LOADER, DIESEL-4WD, LOADER	10	MAINT & OPER	2027	202,791
35726	2017	EXCAVATOR-LOADER, DIESEL-4WD, EXCAVATOR	10	MAINT & OPER	2027	228,585
35727	2017	TRACTOR, DIESEL, FLAIL MOWER, 3001 - 60	10	MAINT & OPER	2027	188,593
35859	2017	TRUCK, DUMP 6 YARD	10	MAINT & OPER	2027	85,848
35731	2017	TRAILER, TWO AXLE UTILITY SHOW	10	PARKS	2027	142,850
35640	2017	TRUCK,PICKUP,1 1/2 TON,UTILITY BODY,CREW-CAB,DIE	10	SIGNING & MARKING	2027	66,328
36234	2017	TRUCK, PICKUP, 1 TON UTILITY BODY DIESEL F450	10	SIGNING & MARKING	2027	92,078
36235	2017	TRUCK, PICKUP, 1 TON UTILITY BODY DIESEL F450	10	SIGNING & MARKING	2027	92,078
36359	2017	TRUCK, PICKUP 1 1/2 TON STAKE BED DIESEL	10	SIGNING & MARKING	2027	127,533
35869	2017	TRUCK, PICKUP FLATBED	10	SOLIDWASTE	2027	80,237
35884	2017	TRUCK, ARTICULATING DUMP	10	SOLIDWASTE	2027	500,000
35966	2017	TRACTOR	10	SOLIDWASTE	2027	67,023
35703	2017	TRUCK, PICKUP, 1 1/2 TON, UTILITY BODY, REG CAB DIE	10	UTILITY	2027	78,737
35704	2017	SEWER CLEAN, DIESEL TANDEM, BASIN CLEAN	10	UTILITY	2027	522,616
35708	2017	TRACTOR, DIESEL-TRACK, BACKHOE--:20'	10	UTILITY	2027	95,863
35709	2017	EXCAVATOR-LOADERS, DIESEL-TRACK, EXCAVATOR 20	10	UTILITY	2027	95,864
35710	2017	TRUCK, PICKUP, 1 1/2 TON, UTILITY BODY, CREWCAB D	10	UTILITY	2027	71,084
35711	2017	TRUCK, PICKUP, 1 1/2 TON, UTILITY BODY, CREWCAB D	10	UTILITY	2027	71,084
35720	2017	TRUCK, PICKUP 1 1/2 TON UTILITY BODY, CREWCAB, DI	10	UTILITY	2027	113,838
35721	2017	TRUCK, PICKUP 1 1/2 TON UTILITY BODY, CREWCAB, DI	10	UTILITY	2027	113,709
35723	2017	EXCAVATOR-LOADER, DIESEL-4WD, LOADER	10	UTILITY	2027	126,472
36226	2017	TRUCK, PICKUP 1 1/2 TON UTILITY BODY, CREWCAB, DI	10	UTILITY	2027	72,382
36245	2017	TRACTOR, TRENCHER	10	UTILITY	2027	60,096
33943	2013	TRUCK,PUMPER	15	FIRE	2028	995,000
36289	2018	BOAT, MARINE RESCUE "Marine One"	10	FIRE	2028	441,481
35861	2018	TRUCK, DUMP	10	MAINT & OPER	2028	133,321
35863	2018	TRUCK, DUMP	10	MAINT & OPER	2028	132,990
35864	2018	TRUCK, DUMP	10	MAINT & OPER	2028	132,990
35865	2018	TRUCK, DUMP	10	MAINT & OPER	2028	132,990
35867	2018	TRUCK, DUMP	10	MAINT & OPER	2028	132,990
35868	2018	TRUCK, DUMP	10	MAINT & OPER	2028	132,990
36494	2018	TRACTOR, DIESEL, FLAIL MOWER, 3001 - 60	10	MAINT & OPER	2028	200,048
36502	2018	EXCAVATOR-LOADER, DIESEL TRACK, SKIDSTEER	10	MAINT & OPER	2028	93,307
36512	2018	EXCAVATOR-LOADER, DIESEL-4WD, EXCAVATOR	10	MAINT & OPER	2028	382,376
36505	2018	TRUCK, DIESEL-DUAL, FLATBED, 26001 - 33	10	MOSQUITO CTRL	2028	91,061
35858	2018	TRUCK, DUMP	10	NATURAL RESOURCES	2028	132,084
36341	2018	TRACTOR, DIESEL W FRT END LOADER 4X4	10	NATURAL RESOURCES	2028	69,800
36357	2018	TRUCK, FLATBED DIESEL-DUAL	10	NATURAL RESOURCES	2028	78,315
35877	2018	MOWER, DIESEL, ROTARY RIDGING, 70-80"	10	PARKS	2028	74,470
36240	2018	Landscaping, Unl, Sprayer, 5-10 HP	10	PARKS	2028	59,922
36246	2018	TRACTOR	10	PARKS	2028	33,179
36339	2018	TRUCK, PICKUP 1 1/2 TON STAKEBED, DIESEL	10	PARKS	2028	54,665
36369	2018	FORKLIFT, CASE 588H	10	PARKS	2028	75,365
36500	2018	TRUCK, DIESEL-DUAL, SERVICE W/CRANE	10	SIGNING & MARKING	2028	88,826
35857	2018	TRUCK, DIESEL-TANDEM, TRACTOR, 33001	10	SOLIDWASTE	2028	148,029

Capital Maintenance Schedule Summary 2020-2030  
 Heavy Equipment Replacement Schedule (County Wide)  
 2020-2021

Equip #	Acq. Year	Class Description	Life	Dept Name	Replacement	Est
			Expectancy (Years)		Year	Replacement Cost
36287	2018	TRACTOR, DIESEL 4WD LOADER	10	SOLIDWASTE	2028	267,368
36468	2018	COMPACTOR	10	SOLIDWASTE	2028	602,261
36491	2018	EXCAVATOR-LOADER, DIESEL TRACK 20 TON	10	SOLIDWASTE	2028	284,688
36639	2018	EXCAVATOR-LOADER, DIESEL-4WD, LOADER	10	SOLIDWASTE	2028	265,104
36806	2018	BUS, UNL, 22-26 PASGR, STD + WHEELCHAIR	5	TRANSIT	2028	78,047
35851	2018	TRUCK, DIESEL-TANDEM, TRACTOR	10	UTILITY	2028	178,413
35852	2018	TRUCK, DUMP	10	UTILITY	2028	194,721
35853	2018	TRUCK, DUMP	10	UTILITY	2028	194,721
35874	2018	TRUCK, DIESEL-DUAL, SERVICE W/CRANE, 26000 - 330	10	UTILITY	2028	105,446
36229	2018	TRACTOR, DIESEL, LOADER<1YD	10	UTILITY	2028	41,827
36232	2018	TRAILER INCLUDING VACCUM PUMP	10	UTILITY	2028	56,226
36241	2018	TRAILER, PUMP 2000-4000 GVR	10	UTILITY	2028	55,046
36351	2018	TRUCK, DIESEL-DUAL, FLATBED, 26001 - 33	10	UTILITY	2028	65,765
36352	2018	PORTABLE SCREEN/TRAILER	10	UTILITY	2028	98,170
36353	2018	TRUCK, DIESEL-DUAL, DUMP, 14001-19000	10	UTILITY	2028	62,954
36354	2018	TRACTOR, DIESEL-TRACK, BACKHOE	10	UTILITY	2028	91,486
36362	2018	TRUCK, DIESEL-DUAL, SERVICE W CRANE	10	UTILITY	2028	125,057
34537	2014	TRUCK,PUMPER	15	FIRE	2029	970,000
36492	2019	DUMP TRUCK	10	MAINT & OPER	2029	136,565
36805	2019	TRUCK, DIESEL-TANDEM, TRACTOR FUEL LUBE	10	MAINT & OPER	2029	258,448
36515	2019	MOWER, TRACTOR	10	PARKS	2029	75,081
36506	2019	BUS, DIESEL, 24-25 PASGR, STD + WHEELCHAIR	5	TRANSIT	2029	81,681
36345	2019	TRUCK, DIESEL-TANDEM, TRACTOR	10	UTILITY	2029	171,315
36350	2019	SEWER CLEAN, DIESEL TANDEM, BASIN CLEAN	10	UTILITY	2029	405,218
36513	2019	PUMP, DIESEL, CENTRF - TRAILER 5-6"	10	UTILITY	2029	57,819
35105	2015	TRUCK,PUMPER	15	FIRE	2030	1,020,000



**Capital Maintenance Schedule  
Information Technology  
2020-2021**

<b>Task</b>	<b>2020</b>	<b>2021</b>	<b>2022</b>	<b>2023</b>	<b>2024</b>	<b>2025</b>	<b>Total</b>
Desktop Workstations	95,000	95,000	95,000	95,000	95,000	95,000	570,000
IT Network Infrastructure	80,000	150,000	250,000	250,000	250,000	250,000	1,230,000
IT Server Systems	400,000	300,000	200,000	200,000	200,000	200,000	1,500,000
Monitors	45,000	45,000	45,000	45,000	45,000	45,000	270,000
Notebook Computing	60,000	60,000	60,000	60,000	60,000	60,000	360,000
Ruggedized Computing	100,000	100,000	100,000	100,000	100,000	100,000	600,000
Software	100,000	100,000	30,000	30,000	30,000	30,000	320,000
Tablets, printers & other hardware	50,000	50,000	50,000	50,000	50,000	35,000	285,000
Temp Services	10,000	10,000	10,000	10,000	10,000	10,000	60,000
Training	20,000	20,000	20,000	20,000	20,000	20,000	120,000
IT Fiber Optic Installation	-	10,000	10,000	10,000	10,000	10,000	50,000
<b>Total</b>	<b>960,000</b>	<b>940,000</b>	<b>870,000</b>	<b>870,000</b>	<b>870,000</b>	<b>855,000</b>	<b>5,365,000</b>

Capital Maintenance Schedule Summary  
 Public Works  
 Bridge Rehab, Road Paving & Waterway Dredging  
 2020-2021

Project Costs (in thousands)

Task	2020	2021	2022	2023	2024	2025	TOTAL
Public Works - Gas Tax Bridge Rehab/MSBU Bridge Mtc	6,100	2,500	2,500	2,500	2,500	2,500	18,600
Public Works - Street & Drainage MSBU/TU Bridge Rehab	3,399	105	105	0	0	0	3,609
Public Works - Gas Tax Road Paving	4,119	3,959	3,468	4,793	4,918	5,345	26,602
Public Works - Street & Drainage MSBU/TU Road Paving	33,533	5,959	5,611	6,306	31,076	16,252	98,737
Public Works - Waterway MSBU Navigable Channel Dredging	3,138	1,738	3,900	280	1,328	80	10,464
<b>Total</b>	<b>50,289</b>	<b>14,262</b>	<b>15,584</b>	<b>13,879</b>	<b>39,822</b>	<b>24,177</b>	<b>158,012</b>

Capital Maintenance Schedule  
 Public Works - County Bridges  
 2020-2021

Project Costs (in thousands)

Project Name	2020	2021	2022	2023	2024	2025	TOTAL
Bridge Maintenance Master Plan	6,100	2,500	2,500	2,500	2,500	2,500	18,600
<b>Total</b>	<b>6,100</b>	<b>2,500</b>	<b>2,500</b>	<b>2,500</b>	<b>2,500</b>	<b>2,500</b>	<b>18,600</b>

Note: Bridge Maintenance Master Plan includes MSBU funding sources

Capital Maintenance Schedule  
 Public Works - MSBU/TU Bridges  
 2020-2021

Project Costs (in thousands)

Project Name	2020	2021	2022	2023	2024	2025	TOTAL
NWPC Bridge Maintenance and	942	0	0	0	0	0	942
South Gulf Cove Bridge Maintenance and	877	105	105	0	0	0	1,087
Greater Port Charlotte Bridge Rehab Sheehan Blvd over Yale WW	1,042	0	0	0	0	0	1,042
Don Pedro Bridge Maintenance & Rehabilitation Program	538	0	0	0	0	0	538
<b>TOTAL</b>	<b>3,399</b>	<b>105</b>	<b>105</b>	<b>0</b>	<b>0</b>	<b>0</b>	<b>3,609</b>

See also: Capital Maintenance Schedule for Gas Tax Bridges where the Bridge Maintenance of MSBU bridges is consolidated into a single project.

Capital Maintenance Schedule  
 Public Works - Gas Tax Road Paving  
 2020-2021

Project Costs (in thousands)

Project Name	2020	2021	2022	2023	2024	2025	Total
Road & Bridge Paving Program	0	0	0	0	0	0	0
Road & Bridge Paving Program	4,119	0	0	0	0	0	4,119
Road & Bridge Paving Program	0	3,959	0	0	0	0	3,959
Road & Bridge Paving Program	0	0	3,468	0	0	0	3,468
Road & Bridge Paving Program	0	0	0	4,793	0	0	4,793
Road & Bridge Paving Program	0	0	0	0	4,918	0	4,918
Road & Bridge Paving Program	0	0	0	0	0	5,345	5,345
<b>TOTAL</b>	<b>4,119</b>	<b>3,959</b>	<b>3,468</b>	<b>4,793</b>	<b>4,918</b>	<b>5,345</b>	<b>26,602</b>

Capital Maintenance Schedule  
 Public Works - Gas Tax Road Paving  
 2020-2021

20 Year Gas Tax Road Paving Schedule (By year)

STREET	Miles	From	To	Lanes	Ln Miles	Last Paved	Next Paved	Cost
BERMONT RD (CR 74)	12.35	SR-31	Glades Co. Line	2	24.71	01	20	3,581,500
CHANCELLOR BLVD	1.586	Biscayne Dr.	Cornelius Blvd.	2	3.17		20	459,940
CAPE HAZE DR	1.808	Placida Rd. (CR 775)	Boundary Blvd.	2	3.62	02-03	21	524,320
PLACIDA RD (CR 775)	2.287	Rotonda Blvd. W.	San Casa Dr.	4	9.15	03	21	1,500,000
PLACIDA RD (CR 775)	2.048	San Casa Dr.	McCall Rd.(SR 776)	5	10.24	03	21	1,750,000
PEACHLAND BLVD	0.174	Cochran Blvd.	Crestview W W	3	0.52	05	21	75,690
REGENT RD	0.184	US 17 SB	Riverside Dr.	2	0.37	07	21	53,360
MURDOCK CIR	1.316	El Jobean Rd. (SR 776)	Veterans Blvd.	4	5.26	04	22	763,280
CRANBERRY BLVD	0.091	US 41	Sarasota Co. Line	2	0.18	04/05	22	26,390
JONES LOOP RD (CR 768)	1.1	US 41 NB (Burnt Store Rd.)	Knights Dr.	4	4.4	95	22	638,000
JONES LOOP RD S. (CR 768)	4.704	Taylor Rd. (S. Less I-75 R/W)	Piper Rd.	2	9.41	95	22	1,364,160
EDGEWATER DR	1.57	Collingswood Blvd	Midway Blvd.	2	3.14	07	22	455,300
KINGS HWY N. (CR 769)	0.656	Sandhill Blvd.	DeSoto Co. Line	2	1.31	96/97	22	190,240
PARADE CIR	0.744	Rotonda Blvd. W.	Rotonda Blvd. E.	2	1.49	02/03	23	215,760
ROTONDA BLVD E	2.622	Parade Cir.	Gasparilla Rd. (CR 771)	2	5.24	02-03	23	760,380
ROTONDA BLVD N	1.311	Parade Cir.	Boundary Blvd.	2	2.62	02-03	23	380,190
ROTONDA BLVD W	2.282	Placida Rd.(CR 775)	Parade Cir.	2	4.56	02-03	23	661,780
MARION AVE	0.839	Griffith St.	I-75 Over Pass	2	1.68	01	23	243,310
HARBOR BLVD	4.147	Colleen St. (PC Beach)	Peachland Blvd.	2	8.29	00/05	23	1,202,630
COCHRAN BLVD	1.019	Lake View Blvd.	Veterans Blvd.	4	4.08	00	23	591,020
COCHRAN BLVD	0.076	Veterans Blvd.	Kenilworth Blvd.	2	0.15	03	23	22,040
SUNNYBROOK BLVD	1.215	Boundary Blvd.	McCall Rd.(SR 776)	2	2.43	04-05	23	352,350
HARBOR BLVD	0.916	Peachland Blvd	Veterans Blvd	2	1.83	05	23	265,640
COCHRAN BLVD	0.24	Pellam Blvd.	Lake View Blvd.	3	0.72	05	24	104,400
PEACHLAND BLVD	0.299	Loveland Blvd.	Veterans Blvd.	5	1.49	05	24	216,775
ZEMEL RD	5.397	Burnt Store Rd.	US 41 SB	2	10.79	05	24	1,565,130
WASHINGTON LOOP RD (CR 764)	10.226	US 17 NB (south)	US 17 NB (North)	2	20.45	04	24	2,965,540
ACLIN RD	0.27	US 41 NB	Burnt Store Road	2	0.54	05	25	78,300

Adopted CIP

Charlotte County

Capital Maintenance Schedule  
 Public Works - Gas Tax Road Paving  
 2020-2021

20 Year Gas Tax Road Paving Schedule (By year)

STREET	Miles	From	To	Lanes	Ln Miles	Last Paved	Next Paved	Cost
ATWATER ST	0.563	Veterans Blvd.	Hillsborough Blvd.	2	1.13	05	25	163,270
BAYSHORE RD	1.43	US 41 S.	US 41 N.(Near Hancock)	2	2.86	05/10	25	414,700
BISCAYNE DR	4.14	El Jobean Rd. (SR 776)	Chancellor Blvd.	2	8.28	05	25	1,200,600
EDGEWATER DR	1.16	Bullnose E. of Harbor Blvd	Gardner St	4	4.64	10	25	672,800
EDGEWATER DR	0.54	Gardner St	US-41	5	2.7	10	25	391,500
KINGS HWY (CR 769)	3.998	US 41 NB	Veterans Blvd.	4	15.99	10	25	2,318,840
RIVERSIDE DR	4.072	Regents Rd.	US 17 SB	2	8.14	09	26	1,180,880
RIVERSIDE DR	0.56	I-75 Over Pass	Regents Rd.	2	1.12	04	26	162,400
TOLEDO BLADE BLVD	1.34	Collingswood Blvd.(@Cochran Bl.)	US-41	2	2.69	05	26	388,600
HARBORVIEW RD (CR 776)	2.632	550' E. of Melburne	Sunnybrook Rd. (E. side o	2	5.26	04/08	26	763,280
MIDWAY BLVD	0.72	Sharpe St.	Elkcam Blvd.	4	2.88	10	26	417,600
MIDWAY BLVD	0.84	Elkcam Blvd.	US-41	5	4.2	11	26	609,000
MIDWAY BLVD	0.58	US-41	Lakeview Blvd.	5	2.9	11	26	420,500
BURNT STORE RD (CR 765)	2.226	Scham Rd.	US 41 SB	4	8.9	12	27	1,291,080
HENRY ST	0.677	I-75 East R/W	Golf Course Blvd.	2	1.35	07	27	196,330
MELBOURNE ST (CR 776A)	0.879	US 41	Harborview Rd.	2	1.76	07	27	254,910
BEACH RD (CR 776)	1.435	Gulf Blvd.	McCall Rd.(SR 776)	2	2.87	08	27	416,150
BERMONT RD (CR 74)	14.7	US 17 NB	SR-31	2	29.4	13	28	4,263,000
MARATHON BLVD	0.199	Gasparilla Rd. (CR 771)	Fire House- East Property	2	0.4	08	28	57,710
SAILORS WAY	0.562	McCall Rd. (SR 776 @CR 771)	McCall Rd. (SR 776 N.)	2	1.12	08	28	162,980
SEABOARD LN	0.105	Sailor's Way	McCall Rd. (SR 776)	2	0.21	08	28	30,450
FORREST NELSON BLVD	1.264	US 41	Peachland Blvd.	2	2.53	09	29	366,560
MIDWAY BLVD	1.292	Lakeview Blvd.	Edgewater Dr.	2	2.58	14	29	374,680
RIO VILLA DR	0.884	Colony Ct.	US 41 SB	2	1.77	14	29	256,360
SANDHILL BLVD	2.964	Kings Hwy.	Seasons Dr.	2	5.93	14	29	859,560
TAYLOR RD	4.192	US 41 NB (South)	Cooper St.	2	8.38	14	29	1,215,680
TOLEDO BLADE BLVD	1	Collingswood Blvd.(@Cochran Bl.)	Hillsborough Blvd.(Sarasc	4	4	14	29	580,000
EDGEWATER DR	0.61	Flamingo Blvd.	Collingswood Blvd	2	1.22	09	29	176,900

Adopted CIP

Charlotte County

Capital Maintenance Schedule  
 Public Works - Gas Tax Road Paving  
 2020-2021

20 Year Gas Tax Road Paving Schedule (By year)

STREET	Miles	From	To	Lanes	Ln Miles	Last Paved	Next Paved	Cost
PEACHLAND BLVD	0.591	Crestview W W	Forrest Nelson Blvd.	2	1.18	09	29	171,390
AIRPORT RD	1.83	Cooper St. (Less I-75 R/W)	Piper Rd.	2	3.66	10	29	530,700
AIRPORT RD (E.)	0.161	Piper Rd.	Golf Course Blvd.	2	0.32	10	29	46,690
CONWAY BLVD	1.836	US 41	Midway Blvd.	2	3.67	10	30	532,440
GASPARILLA RD (CR 771)	0.778	Lee Co. Line (4,107 LF North)	Gasparilla Causeway	2	1.56	10	30	225,620
OLEAN BLVD	2.618	Tamiami Trl. (US 41)	Kings Hwy. (CR 769)	2	5.24	09/10	30	759,220
PAULSON DR	0.767	US 41	Veterans Blvd	2	1.53	10	30	222,430
PIPER RD	2.179	Jones Loop Rd.	Henry St.	4	8.72	10	30	1,263,820
PRINEVILLE ST	1.244	Paulson Dr	Hillsborough Blvd	2	2.49	10	30	360,760
STAR LN	0.066	Piper Rd.	Golf Course Blvd.	2	0.13	10	30	19,140
VETERANS BLVD	0.176	Peachland Blvd.	Kings Hwy. (CR 769)	5	0.88	10	30	127,600
BURNT STORE RD (CR 765)	2.45	Lee Co. Line	Tern Bay	4	9.8	16	31	1,421,000
CHANCELLOR BLVD	1.586	Biscayne Dr.	Cornelius Blvd.	2	3.17	16	31	459,940
CORNELIUS BLVD	2.731	El Jobean Rd. (SR 776)	Tamiami Trl (US 41)	2	5.46	16	31	791,990
FISHERY RD	0.08	Private Rd.(Fishery Rd)	Gasparilla Rd.	2	0.16	11	31	23,200
GULF BLVD	1.042	Terminus (State Park Entrance)	Beach Rd.	2	2.08	11	31	302,180
N BEACH RD (CR 776)	1.699	Gulf Blvd.	Sarasota Co. Line	2	3.4	11	31	492,710
EDGEWATER DR	2.01	Midway Blvd	Bullnose E. of Harbor Blvd	4	8.04	17	32	1,165,800
GASPARILLA RD (CR 771)	7.829	Gasparilla Causeway	McCall Rd. (SR 776)	2	15.66	02-05/16	32	2,270,410
PEACHLAND BLVD	3.94	Forrest Nelson Blvd.	Loveland Blvd.	2	7.88	13	33	1,142,600
RAMPART BLVD	0.98	I-75 ROW	Rio De Janeiro	2	1.96	13	33	284,200
RIO DE JANEIRO AVE	1.252	Harborview Rd.	Rampart Blvd.	2	2.5	14	33	363,080
RIO DE JANEIRO AVE	1.084	Rampart Blvd.	Sandhill Blvd.	2	2.17	12	33	314,360
OIL WELL RD	1.207	US 41 NB	I- 75 R/W (West Side)	2	2.41	14	33	350,030
VETERANS BLVD	6.782	Tamiami Trl. (US 41)	Peachland Blvd.	4	27.13	15	34	3,933,560
AQUI ESTA DR	0.238	US 41 NB	Edmund St.	2	0.48	14	34	69,020
COOPER ST	0.639	South Terminus	Airport Rd.	2	1.28	14	34	185,310
HANCOCK AVE	0.314	US 41	End (@	2	0.63	04	34	91,060

Adopted CIP

Charlotte County



Capital Maintenance Schedule  
 Public Works - Gas Tax Road Paving  
 2020-2021

20 Year Gas Tax Road Paving Schedule (By year)

<b>STREET</b>	<b>Miles</b>	<b>From</b>	<b>To</b>	<b>Lanes</b>	<b>Ln Miles</b>	<b>Last Paved</b>	<b>Next Paved</b>	<b>Cost</b>
TUCKERS GRADE (CR 762)	0.809	US 41 NB	I-75 R/W (West Side)	4	3.24	04	34	469,220
CARMALITA ST	0.744	PG City Limits (Bus Depot)	Florida St.	2	1.49	09	35	215,760
WINCHESTER BLVD	2.93	McCall Rd.(SR 776)	SR-775	4	11.6	15	35	1,699,400
FLORIDA ST	1.951	Airport Rd.	Marion Ave.	2	3.9	14	35	565,790
ACLINE RD	0.663	US 41 NB	Taylor Rd.	2	1.33	2017	36	192,270
BURNT STORE RD N. (CR 765)	0.981	Jones Loop Rd.	Taylor Rd.	2	1.96	2017	36	284,490

Capital Maintenance Schedule  
Public Works - MSBU/TU Road Paving  
2020-2021

Project Costs (in thousands)

Project Name	2020	2021	2022	2023	2024	2025	TOTAL
Burnt Store Village/Woodland Estates	0	0	192	8	7	7	214
Cook & Brown Paving and Mtc. Program	969	7	6	5	4	75	1,066
Deep Creek Paving Program	1,024	228	231	282	280	256	2,301
Gardens of Gulf Cove Paving Program	0	0	0	0	0	2,579	2,579
GPC Road Paving Program	12,682	4,150	4,150	4,150	4,150	4,150	33,433
Grove City Paving Program	0	0	0	0	4,206	589	4,795
Harbour Heights Paving Program	540	64	51	42	32	289	1,018
Lemon Bay Paving and Maintenance Program	6,105	165	465	140	126	112	7,114
NW Port Charlotte Paving and Maintenance	10,075	913	158	136	113	89	11,483
Pirate Harbor Paving Program	0	0	0	861	50	21	932
Placida Paving and Maintenance Program	0	0	0	0	0	4,281	4,281
PGNU Paving Program	1,046	135	110	261	73	206	1,830
Rotonda Heights Paving Program	40	34	26	229	14	7	350
Rotonda West Paving Program	0	0	0	0	16,957	2,346	19,303
South Burnt Store Paving	0	0	0	0	4,903	382	5,284
South Gulf Cove Paving Program	672	141	114	93	71	549	1,640
South Punta Gorda Heights Paving Program	177	58	52	48	44	138	517
South Punta Gorda Heights West Paving Program	186	58	51	47	43	162	548
Suncoast Blvd Paving and Maintenance Program	17	5	5	4	4	15	50
<b>TOTAL</b>	<b>33,533</b>	<b>5,959</b>	<b>5,611</b>	<b>6,306</b>	<b>31,076</b>	<b>16,252</b>	<b>98,737</b>

Capital Maintenance Schedule  
 Public Works MSBU Paving  
 Long Range Plan

	Year Last	Total Mileage for MSBU	Today's cost per mile (on average)	2020 Updated Cost to Pave	Cost per unit per yr	Unit	Next Paving Year
Boca Grande St/Dr - Maint	2010	234,691	2.90	155,000	449,500	22,475	31.71 eru 2030
Burnt Store Village St/Dr-Maint	2014	1,701,556	14.40	155,000	2,232,000	111,600	78.16 eru 2034
BSV - Woodland Estates/Harborside	2005	N/A	1.13	155,000	175,150	8,758	86.20 eru 2022
Charlotte Ranchettes St/Dr-Maint	unpaved	N/A	39.45	1,500,000	59,175,000	2,958,750	acre Unfunded
Cook & Brown St - Maint	2019	1,103,092	6.40	172,358	1,103,092	55,155	9.63 acre 2019-2020
Deep Creek N-Urb St/Dr-Maint	2015-2018	8,569,990	73.60	155,000	11,408,000	570,400	65.67 eru 2015-2018
Don Pedro/Knight Isl St/Dr*	2008	137,417	4.80	155,000	744,000	37,200	0.00 MSTU 2028
Englewood East N-Urb St/Dr-Maint	2005-2007	13,643,734	179.80	155,000	27,869,000	1,393,450	85.10 eru 2027
Farabee Rd St/Dr-Maint	unpaved	N/A	4.50	1,500,000	6,750,000	337,500	42.14 acre Unfunded
Gardens Gulf Cove St/Dr-Maint	2004	1,037,245	10.90	155,000	1,689,500	84,475	85.32 eru 2025
Grtr Port Charlotte St/Dr-Maint	continuous		658.54	155,000	102,073,700	5,103,685	82.86 eru continuous
Grove City St/Dr-Maint	2005	1,858,379	21.30	155,000	3,301,500	165,075	62.23 eru 2025
Gulf Cove St/Dr-Maint	2009-2015	9,771,350	93.60	155,000	14,508,000	725,400	87.94 eru 2024
Harbour Hts St/Dr-Maint	2017-2018	3,145,589	25.96	121,171	3,145,589	157,279	67.17 eru 2038
Lemon Bay St/Dr-Maint	1997-2003	1,672,998	37.50	160,000	6,240,000	312,000	71.50 eru 2020
Manasota Key St/Dr	2012	114,157	2.00	155,000	310,000	15,500	0.00 MSTU 2032
Neal Road St/Dr	unknown	by others	4.00	155,000	620,000	31,000	9.28 acre Unfunded
NW Port Char N-Urb St/Dr-Maint	1994-2000	10,040,018	186.30	119,869	22,331,595	1,116,580	64.21 eru 2016-2020
Peace River Shores St/Dr-Maint	2017	2,237,440	18.70	155,000	2,898,500	144,925	84.45 eru 2037
Pirate Harbor St/Dr Maint	2005	385,636	4.71	155,000	730,050	36,503	90.31 eru 2024
Placida St/Dr	2006-2007	1,762,981	18.60	155,000	2,883,000	144,150	70.11 eru 2025
Punta Gorda N-Urb St/Dr	2012-2015*	888,527	79.80	59,698	4,763,900	238,195	32.92 eru 2016-2019
Rotonda Heights St/Dr	2017	2,408,912	17.06	155,000	2,644,300	132,215	69.55 eru 2037
Rotonda Lakes St/Dr	2012	3,220,900	28.40	155,000	4,402,000	220,100	63.07 eru 2032
Rotonda Meadows & Villas St/Dr	2017	3,478,737	56.50	155,000	8,757,500	437,875	81.38 eru 2037
Rotonda Sands North St/Dr	2012	2,737,820	25.00	155,000	3,875,000	193,750	79.17 eru 2032
Rotonda West St/Dr- Maint	2004	1,284,165	81.80	155,000	12,679,000	633,950	71.15 eru 2020
South Burnt Store St/Dr-Maint	2005	1,815,190	22.17	155,000	3,436,350	171,818	75.74 eru 2024
South Gulf Cove N-Urb Ph 2-5	2003-2007	8,030,017	100.70	155,000	15,608,500	780,425	53.24 eru 2018 & 2025
South Gulf Cove Ph 1 Area	1996-1997	1,436,553	46.60	155,000	7,223,000	361,150	0.00 eru 2019
South PG Heights St/Dr-Maint	1993-1994	394,551	9.70	155,000	1,503,500	75,175	82.80 eru 2019-2020
South PG Heights East St/Dr-Maint	2006	427,661	5.87	155,000	909,850	45,493	75.59 eru 2026
South PG Heights West St/Dr-Maint	1993-1994	610,473	11.20	155,000	1,736,000	86,800	79.26 eru 2019-2020
Suncoast Blvd St/Dr	2018	126,765	0.76	166,796	126,765	6,338	20.71 eru 2019-2020
Town Estates St/Dr	2012	497,054	6.10	155,000	945,500	47,275	70.80 eru 2032
Tropical Gulf Acres St/Dr-Maint	2012-2014*	2,700,397	33.90	155,000	5,254,500	262,725	32.50 eru 2032

**Total**

Note: Today's Cost reflects what it would cost to pave today, not any time in the future, and is the estimate for asphalt only. No incidental costs are included.

\*The entire area was not paved

Capital Maintenance Schedule  
Public Works - MSBU/TU Dredging  
2020-2021

Project Costs (in thousands)

Project Name	2020	2021	2022	2023	2024	2025	TOTAL
Alligator Creek - Entrance Channel	66	416	0	0	0	0	482
Buena Vista WW Maint. Dredging	51	312	0	0	0	0	363
Gulf Cove WW Dredging	50	416	0	0	0	0	466
Harbour Heights WW Maintenance Dredging	0	60	104	0	0	0	164
Hayward Canal Dredging	118	0	0	0	0	0	118
Manchester WW Maintenance Dredging	683	244	0	0	0	0	928
NW Port Charlotte Waterway Exterior Channel Dredge	476	0	0	0	0	0	476
Pirate Harbor Rock Ledge	746	0	280	0	0	0	1,026
South Gulf Cove WW Maintenance Dredging	432	0	0	200	1,248	0	1,880
Stump Pass Maintenance Dredging	91	25	3,461	25	25	25	3,652
Stump Pass Monitoring	194	210	0	0	0	0	404
Sunshine Lake/Sunrise Waterway WQP	230	55	55	55	55	55	505
<b>TOTAL</b>	<b>3,138</b>	<b>1,738</b>	<b>3,900</b>	<b>280</b>	<b>1,328</b>	<b>80</b>	<b>10,464</b>

**Capital Maintenance Schedule  
Utility Department  
2020-2021**

<b>Task</b>	<b>2020</b>	<b>2021</b>	<b>2022</b>	<b>2023</b>	<b>2024</b>	<b>2025</b>	<b>Grand Total</b>
Wastewater Force Mains Replacement	585,000	585,000	585,000	585,000	585,000	585,000	3,510,000
Wastewater Lift Stations Replacement / Restoration	580,000	500,000	430,000	600,000	600,000	600,000	3,310,000
Water Distribution Pipe Replacement	500,000	500,000	500,000	500,000	500,000	500,000	3,000,000
<b>Grand Total</b>	<b>1,665,000</b>	<b>1,585,000</b>	<b>1,515,000</b>	<b>1,685,000</b>	<b>1,685,000</b>	<b>1,685,000</b>	<b>9,820,000</b>

**Capital Maintenance Schedule  
Utility Department  
2020-2021**

	2020	2021	Grand Total
<b>Wastewater Force Mains Replacement</b>	<b>585,000</b>	<b>585,000</b>	<b>1,170,000</b>
<b>Wastewater Force Mains</b>	<b>585,000</b>	<b>585,000</b>	<b>1,170,000</b>
Repair, Replace, Reline Wastewater Collection System	150,000	150,000	300,000
Wastewater Force Mains	435,000	435,000	870,000
<b>Wastewater Lift Stations Replacement / Restoration</b>	<b>580,000</b>	<b>500,000</b>	<b>1,080,000</b>
<b>Wastewater Lift Stations</b>	<b>580,000</b>	<b>500,000</b>	<b>1,080,000</b>
LS #2 - 431 Sharon Cir	200,000		200,000
LS #37 - 19300 Quesada Ave		500,000	500,000
LS #323 - 25358 Aysen Dr.	200,000		200,000
LS #809 - 1100 Placida Rd	180,000		180,000
<b>Water Distribution Pipe Replacement</b>	<b>500,000</b>	<b>500,000</b>	<b>1,000,000</b>
<b>Water Distribution Pipe</b>	<b>500,000</b>	<b>500,000</b>	<b>1,000,000</b>
Water Distribution Pipe	500,000	500,000	1,000,000
<b>Grand Total</b>	<b>1,665,000</b>	<b>1,585,000</b>	<b>3,250,000</b>



This page intentionally left blank

CHARLOTTE COUNTY  
CAPITAL IMPROVEMENT PROGRAM  
2020

Project No.	Title --- (Sorted Alphabetically by Project Title)	Section	Page
c192001	Additional Equipment and Replacement of Non Rolling Stock	General Government	D-07
c891401	Airport Annex	Sheriff	N-02
g261902	Airport Rescue & Fire Fighting Training Phase 1	Fire Rescue	M-09
d17p002-3	Allapatchee Shores Park	Hurricane	X-02
d17w002-4	Alligator Creek Dredging Post Irma	Hurricane	X-03
c261901	Ambulance Rescue Unit (Addl)	Emergency Medical Services	L-02
c721504	Ann and Chuck Dever Memorial Regional Park Recreation Center	Parks	I-09
c221402	Babcock Fire Station Ph 1 (Sta 9 Relocation)	Fire Rescue	M-02
c721401	Bayshore Live Oak Park	Parks	I-02
d17p002-2	Bayshore Park	Hurricane	X-04
c411902	Beach Road Curbing at Sandpiper Condo	Road Improvements	Q-18
c721404	Boating Improvements-Ainger Creek	Parks	I-11
c419901	Burnt Store Road Ph 1 Safety & Widening from US 41 to Notre Dame	Road Improvements	Q-14
c351502	Burnt Store Road Ph 2 Utility Infrastructure	Utilities	W-13
c411111	Burnt Store Road Ph2 Widening from Notre Dame to Zemel	Road Improvements	Q-15
c410915	Burnt Store Road Phase 3 / From 3200' N of Zemel Road to Lee County Line	Road Improvements	Q-16
c351901	Burnt Store WRF Expansion	Utilities	W-14
c391903	Caloosahatchee TMDL/BMAP (Basin Management Action Plan)	MSBU/MSTU	U-02
c392001	Canal Sediment Removal-Mid County	MSBU/MSTU	U-03
c392002	Canal Sediment Removal-West County	MSBU/MSTU	U-04
c351903	Cape Haze Sewer & Reclaim	Utilities	W-16
c361401	CCU Business Services Customer Billing	Utilities	W-19
d17w002.40016	Charlotte County Erosion Project FEMA Funds	Hurricane	X-09
c361603	Charlotte Harbor Water Quality Initiative Phase II - Countryman & Ackerman	Utilities	W-23
c351602	Charlotte Harbor Water Quality Initiative Phase II El Jobean	Utilities	W-17
c410502	CR 771 (Gasparilla Road) -SR 776 to Rotonda Blvd East	Road Improvements	Q-19
c410521	CR 775 (Placida Rd) Safety Impvts/Rotonda Blvd West to Boca Grande Cswy	Road Improvements	Q-20
c221403	Digital Radio System	Fire Rescue	M-05
c891601	District 3 Headquarters with Evidence and Impound yard	Sheriff	N-03
c391902	Don Pedro/Knight/Palm Island Re-nourishment	MSBU/MSTU	U-05
c351902	East Port WRF Expansion	Utilities	W-15
c192003	EDEN to Munis Conversion	General Government	D-09
c411901	Edgewater Corridor - Midway to SR776	Road Improvements	Q-07
c419001	Edgewater Corridor Ph 1/SR 776 to Collingswood Blvd.	Road Improvements	Q-05
c419002	Edgewater Corridor Ph 2 - Harbor to Midway 4 Lane	Road Improvements	Q-06
c191411	Energy Performance Improvement Measures	Facilities Management	F-02
c411806	Englewood East Sidewalks	MSBU/MSTU	U-06
c141601	Enterprise Asset Management /Work Order System Upgrade	Information Technology	J-02
c611501	Family Services Center Expansion and Remodeling	Facilities Management	F-04
c721101	FCT Required Improvements	Parks	I-12
c221605	Fire Station 10 Replacement	Fire Rescue	M-03
c221901	Fire Station 2 Replacement/Relocate	Fire Rescue	M-06
c221902	Fire Station 5 Replacement/Relocate	Fire Rescue	M-07
c191901	Fuel Facility Upgrade	General Government	D-06
c190501	GDC Land Purchase	General Government	D-02
c411811	GPC Dorchester Sidewalks	MSBU/MSTU	U-08
c412001	GPC Sidewalks	MSBU/MSTU	U-09
c351406	Grand Master Lift Station and Gravity Interceptor - Loveland Blvd Midway to Olean	Utilities	W-10
c390304	Greater Port Charlotte Drainage Control Structure Replacement	MSBU/MSTU	U-07
c411803	Grove City Sidewalk - Ave Americas and San Casa Ave Americas to Worth	MSBU/MSTU	U-10
c411808	Gulf Cove Pathways	MSBU/MSTU	U-11
g261907	Harold Avenue Rec Center Wind Retrofit	Parks	I-03
c192002	Helicopter for Mosquito Control	General Government	D-08
c411903	Hillsborough Blvd/Cranberry Blvd Intersection Improvements	Road Improvements	Q-08
c331901	Hillsborough Potable Water	Utilities	W-03
d17w002-1	Indian Springs Cemetery Bank Stabilization	Hurricane	X-05
c331403	Ingram Potable Water Booster Station (SR771 to Rotonda)	Utilities	W-02
c411620	Intersection Improvements at Various Locations	Road Improvements	Q-04
d17f002-1	Justice Center Envelope Mitigation	Hurricane	X-06



CHARLOTTE COUNTY  
CAPITAL IMPROVEMENT PROGRAM  
2020

<b>Project No.</b>	<b>Title --- (Sorted Alphabetically by Project Title)</b>	<b>Section</b>	<b>Page</b>
c191501	Justice Center Renovation & Remodel	Facilities Management	F-03
c410501	Kings Highway-I75 to Desoto County Line	Road Improvements	Q-09
c391801	Lake 1 Excavation for Three Lakes Project	MSBU/MSTU	U-12
c342001	Landfill Scale House	Solid Waste	P-02
c191604	Landscaping Gateways, Entry Features & Thoroughfares	General Government	D-05
d17p002-1	Live Oak Point Park	Hurricane	X-07
c339702	Major Water Transmission Lines	Utilities	W-04
c391601	Manasota Key Beach Nourishment	MSBU/MSTU	U-13
c411406	Manasota Key Community Plan	MSBU/MSTU	U-14
c351204	Master Lift Stations	Utilities	W-08
c411112	Midway Blvd - Sharpe St to Kings Hwy (including US 41 pipes)	Road Improvements	Q-10
c721503	Multi-use Trails and on-road bicycle lanes	Parks	I-13
c351409	Myakka Potable Water Booster Station	Utilities	W-12
c351408	Myakka River 24" Water Main	Utilities	W-11
c390202	National Pollution Discharge Elimination Pgm	MSBU/MSTU	U-15
c721901	North Charlotte Reg Park Aquatic Center	Parks	I-05
c721502	North Charlotte Regional Park Recreation Center	Parks	I-04
c419006	Olean Blvd US 41 to Harbor	Road Improvements	Q-11
c729903	Parking and Stormwater Improvements	Parks	I-14
c191505	Parkside CRA Multi-use Trails & Greenway	General Government	D-04
c361410	Parkside: Gertrude and Aaron Street	Utilities	W-21
c361408	Parkside: Harbor Blvd -US41 to Olean	Utilities	W-20
c361411	Parkside: Olean Blvd (US41 to Easy)	Utilities	W-22
c191204	Parkside-Harbor Boulevard - US 41 to Olean Blvd (including Gateway)	General Government	D-03
c411618	Peachland Boulevard and Loveland Boulevard Intersection Signalization	Road Improvements	Q-12
c411110	Piper Road North / Enterprise Charlotte Airport Park	Road Improvements	Q-17
c721902	Placida West Boat Ramp - 12560 Placida Road	Parks	I-10
c721903	Port Charlotte Beach Sailing Center	Parks	I-06
d17p002-4	Port Charlotte Beach Shoreline Restoration	Hurricane	X-08
c220801	Public Safety Radio System Upgrade	Fire Rescue	M-04
c222001	Public Safety Security Modifications	Fire Rescue	M-08
c711501	Punta Gorda Charlotte Library	Libraries	H-02
C351401	Reclaimed Connections for County Facilities	Utilities	W-09
c350902	Reclaimed Water Lines	Utilities	W-06
c721505	Recreation Center Additions/Improvements	Parks	I-15
c410914	Sandhill Blvd Widening - Kings Hwy to Capricorn	Road Improvements	Q-13
c411702	Sidewalk Hazard Mitigation (HB41)	Road Improvements	Q-03
c411414	Sidewalk Rehab - for Compliance with Americans with Disabilities Act	Maintenance & Operations	R-02
c410918	Sidewalks 2009 Sales Tax Extension	Road Improvements	Q-02
c721403	South County Regional Park	Parks	I-08
c411415	South Gulf Cove Multi-Use Pathway	MSBU/MSTU	U-16
c391204	South Gulf Cove Parallel Lock	MSBU/MSTU	U-17
c411801	Street Lighting LED Conversion Program	Lighting	T-02
c410104	Tom Adams Bridge Rehabilitation	Road Improvements	Q-21
c390305	Total Maximum Daily Load Program	MSBU/MSTU	U-18
c641701	Transit Facility	Facilities Management	F-05
c361903	US 41 Southbound Utility Improvements	Utilities	W-24
c351203	Wastewater Force Main Replacement - Deep Creek	Utilities	W-07
c350602	Wastewater Force Mains Expansionary	Utilities	W-05
d17w002-3	Water Control Structures -41069	Hurricane	X-10
c360804	Water Transmission/Wastewater Collection Reimbursement	Utilities	W-18
c369501	Waterway Crossings for Public Works	Utilities	W-25
c721801	William R. Gaines Jr. Veterans Memorial Park	Parks	I-07
c419302	Winchester Corridor South - Phase 3 (SR 776 to CR 775 - 4 Lane Divided)	Road Improvements	Q-22