

A large graphic in the background features a yellow sun with rays, a green leaf, and a teal leaf, all with white outlines.

Budget Workshop 2023/24 – 2024/25

April 20, 2023



CHARLOTTE COUNTY
FLORIDA

Agenda

- Financial Trends
- Goals
 - Affordable Housing
 - Water Quality
 - Workforce Development



Economic & Community Development

To create a business climate that promotes a diversified, growing economy consistent with sustainable growth management plans, environmental stewardship and enhanced quality of life.



Financial Trends

Economic & Community Development

Community Development

Building Construction Services

Planning & Zoning

Code Enforcement

Land Information Services

Community Services

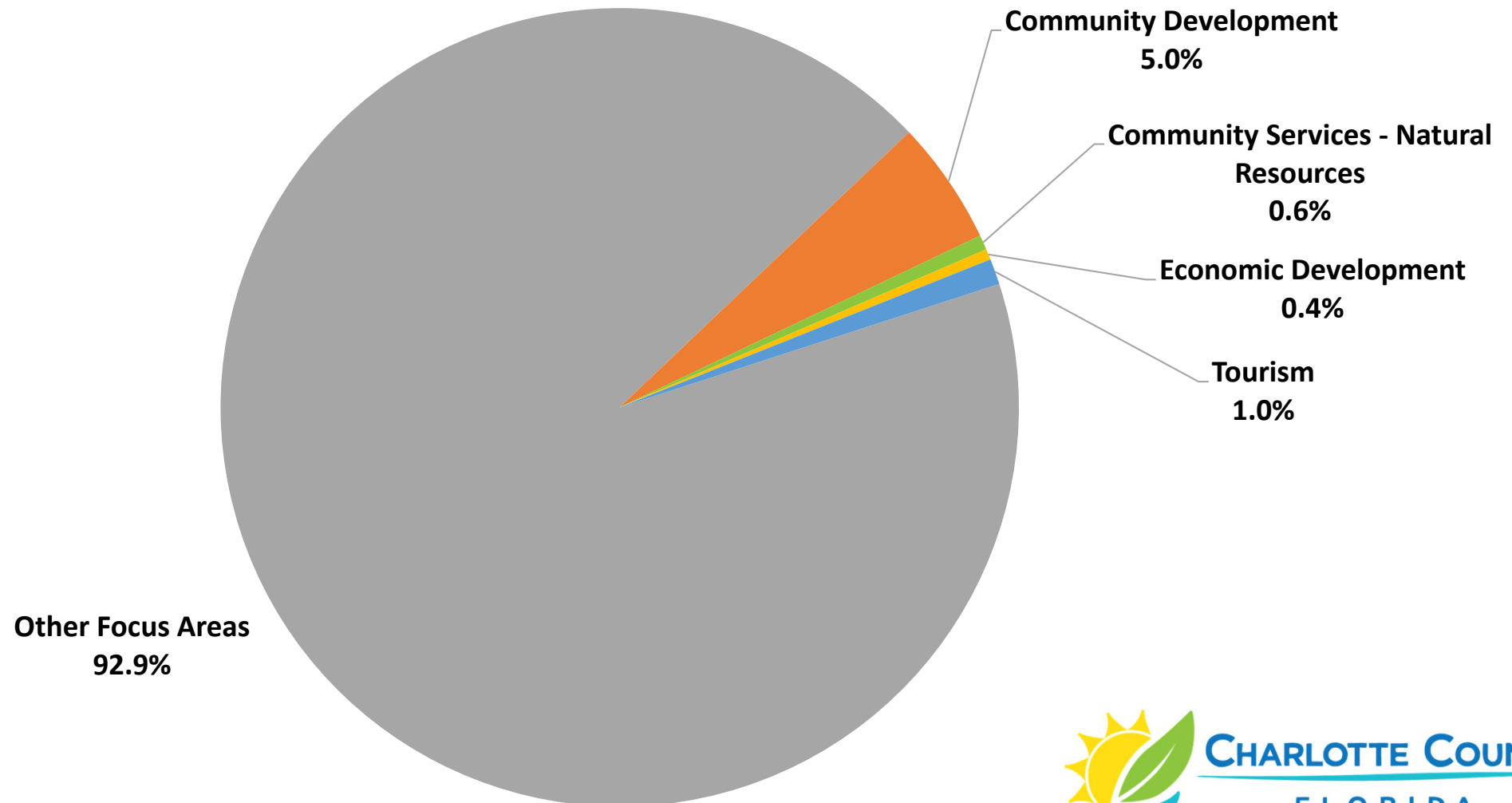
Natural Resources

Tourism

Economic Development

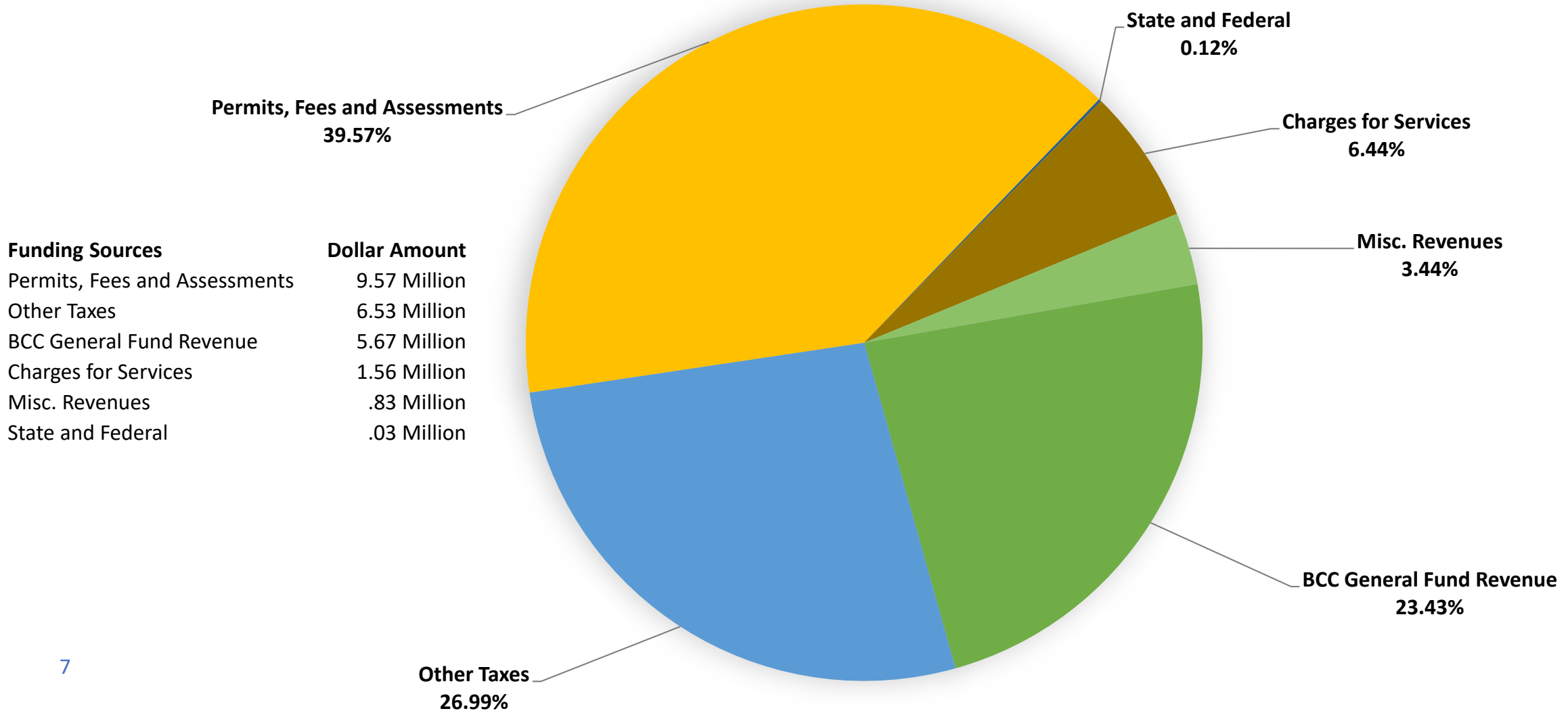
Where does the money go?

Economic & Community Development Proportional to All FY21 Expenditures



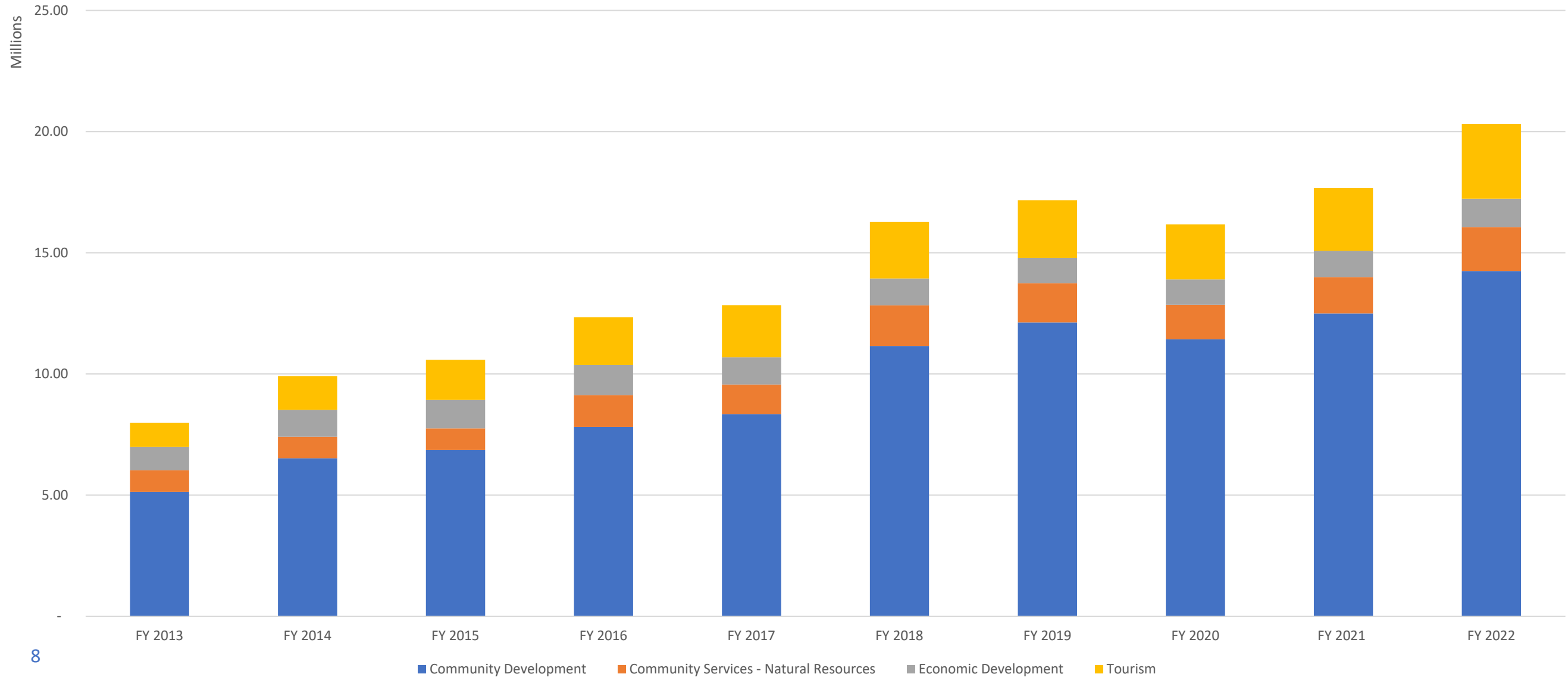
Where does the money come from?

Economic & Community Development FY21 Revenue Sources



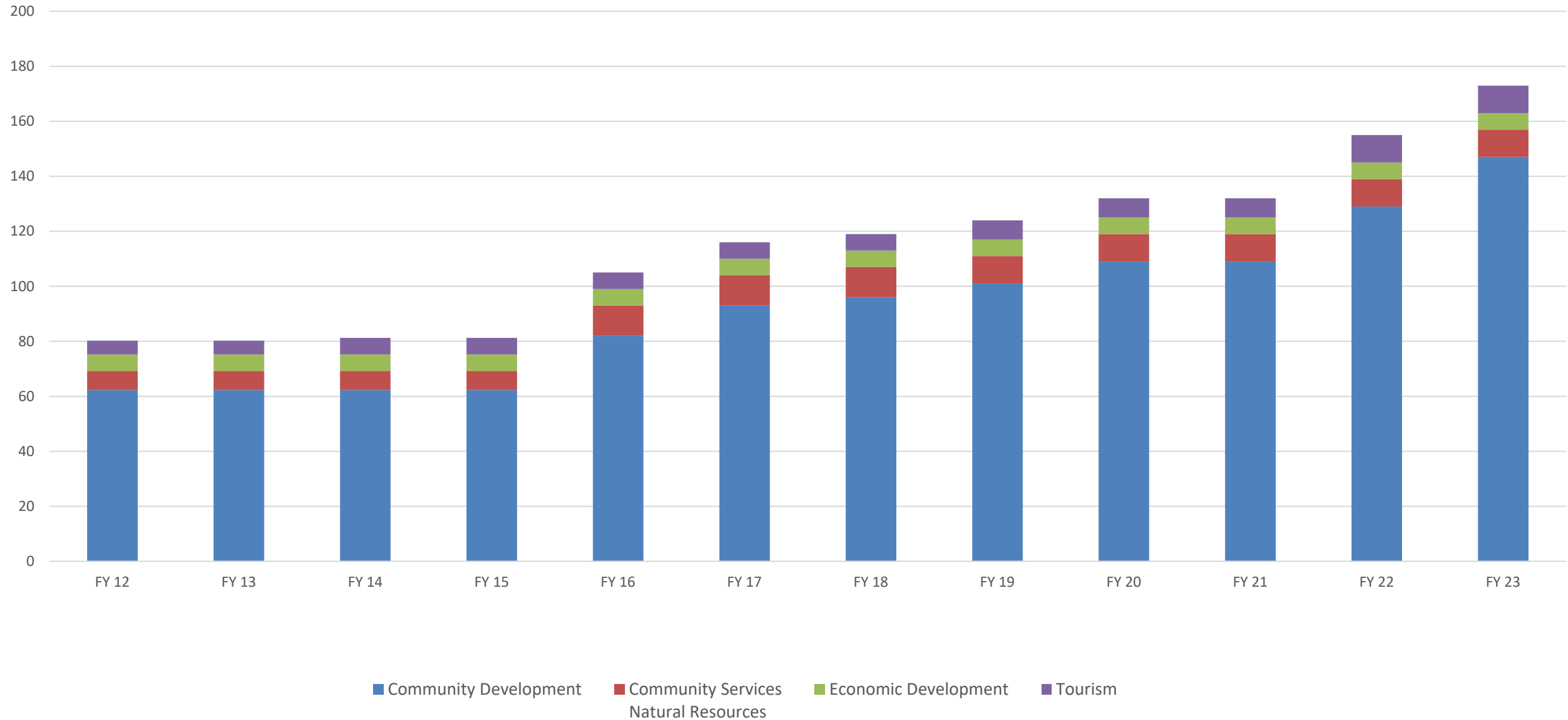
Historical Trend

Total Expenditures by Department



Historical Trend

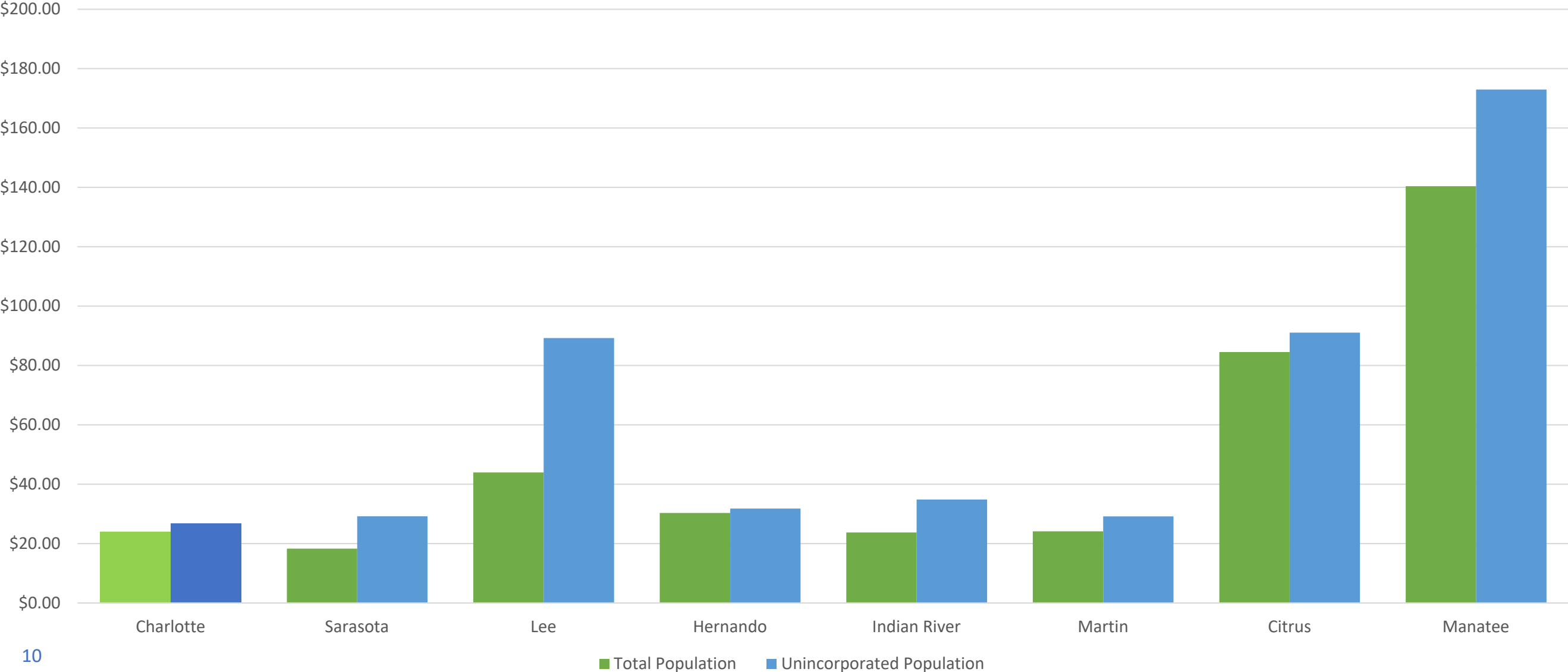
Total FTE by Department



Large variances between PY and CY in some other county budgets due to CARES funding noted in ACFRs.

County Comparison

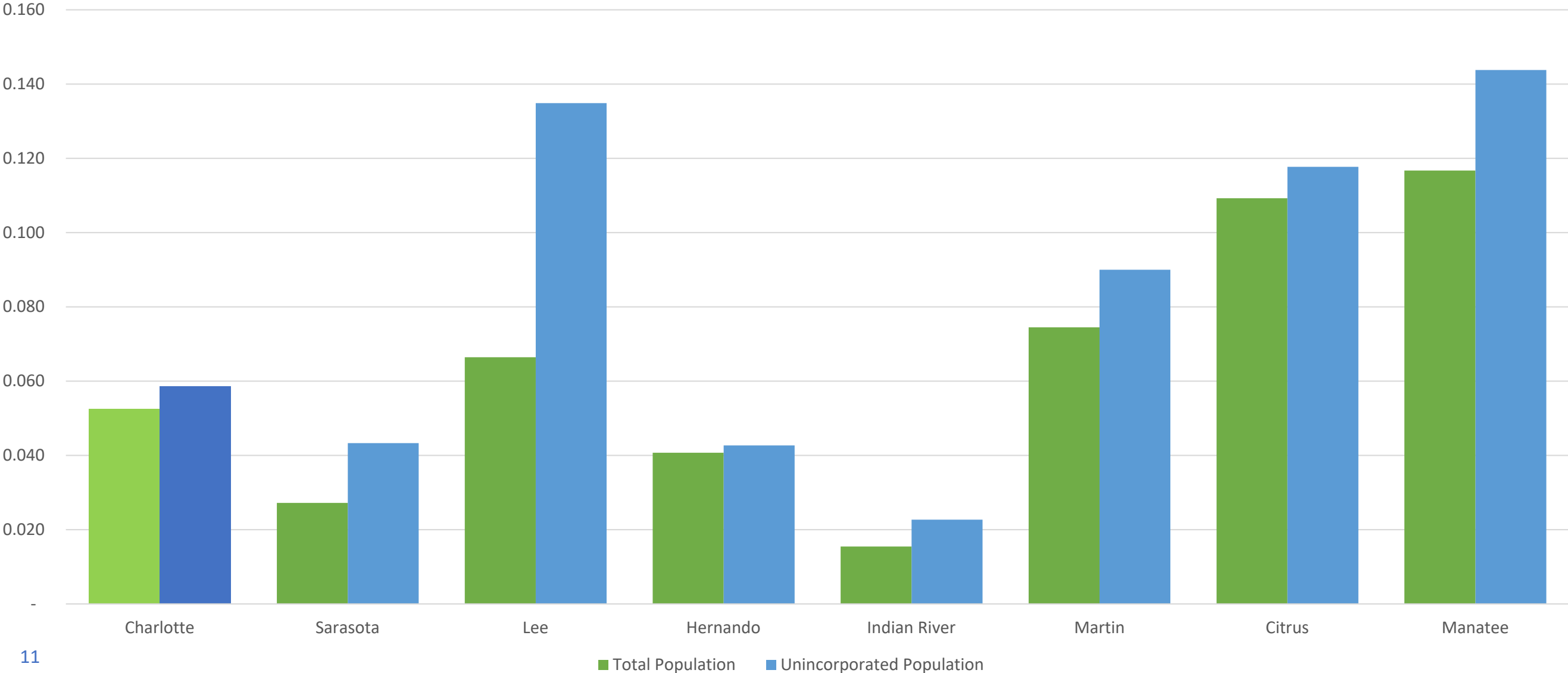
Total Economic & Community Development Expenditures per Capita



Large variances between PY and CY in some other county budgets due to CARES funding noted in ACFRs.

County Comparison

Total Economic & Community Development FTE per 10,000



Population data

Charlotte	Population	Percentage
Punta Gorda	19,637	10.30%
Unincorporated	170,933	89.70%
Total Population	190,570	100.00%

Indian River	Population	Percentage
Fellsmere	4,824	2.98%
Indian River Shores	4,264	2.64%
Orchid	518	0.32%
Sebastian	25,454	15.74%
Vero Beach	16,402	10.14%
Unincorporated	110,240	68.17%
Total Population	161,702	100.00%

Martin	Population	Percentage
Indiantown	6,580	4.14%
Jupiter Island	800	0.50%
Ocean Breeze	325	0.20%
Sewall's Point	1,997	1.26%
Stuart	17,684	11.12%
Unincorporated	131,667	82.78%
Total Population	159,053	100.00%

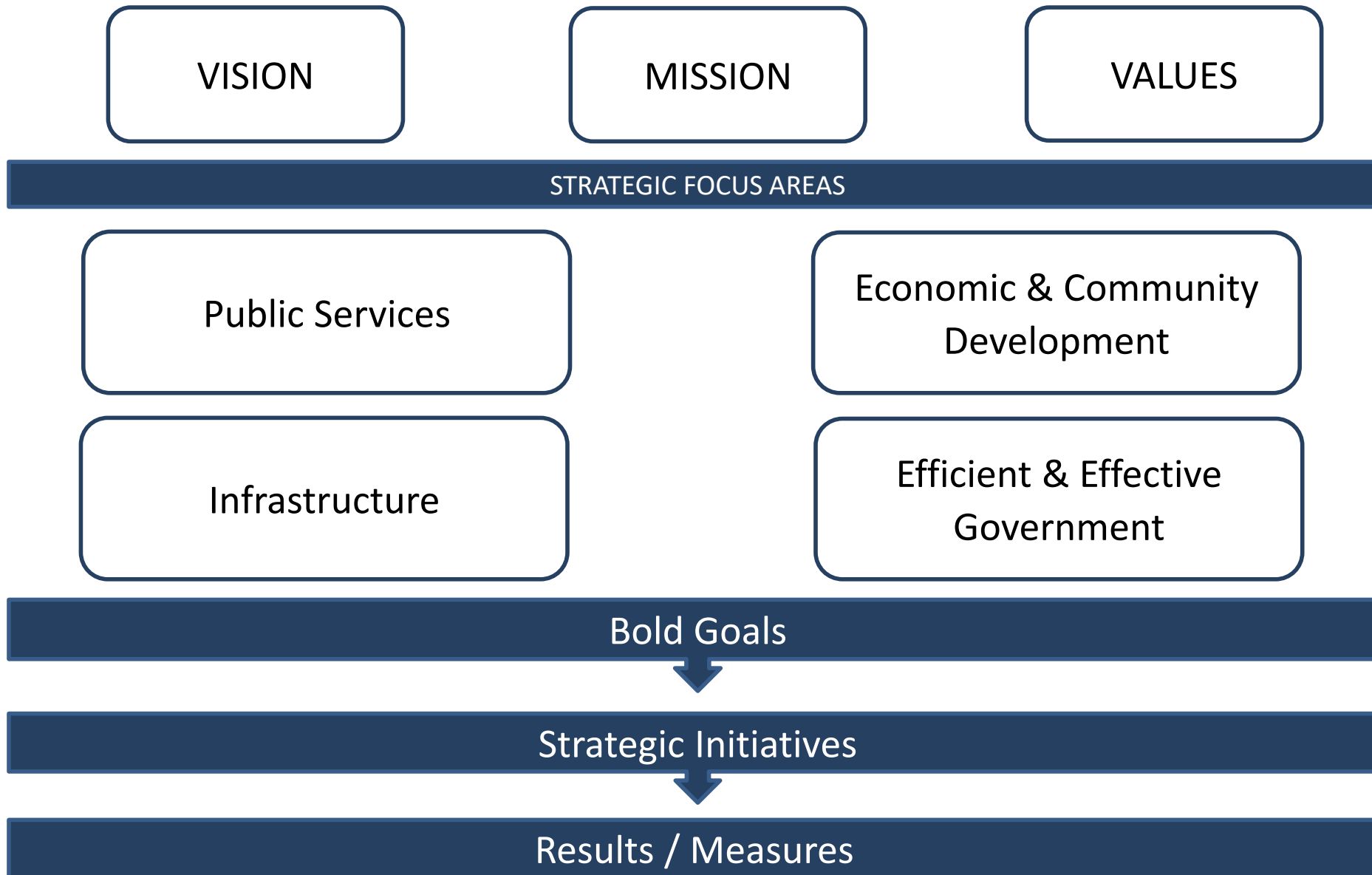
Citrus	Population	Percentage
Crystal River	3,429	2.20%
Inverness	7,765	4.99%
Unincorporated	144,421	92.81%
Total Population	155,615	100.00%

Lee	Population	Percentage
Bonita Springs	54,746	7.00%
Cape Coral	201,554	25.76%
Estero	37,213	4.76%
Fort Myers	91,544	11.70%
Fort Myers Beach	5,584	0.71%
Sanibel	6,443	0.82%
Unincorporated	385,495	49.26%
Total Population	782,579	100.00%

Sarasota	Population	Percentage
Longboat Key (part)	4,762	1.08%
North Port	78,129	17.70%
Sarasota	55,386	12.54%
Venice	26,103	5.91%
Unincorporated	277,128	62.77%
Total Population	441,508	100.00%

Hernando	Population	Percentage
Brooksville	9,165	4.66%
Unincorporated	187,375	95.34%
Total Population	196,540	100.00%

Manatee	Population	Percentage
Anna Maria	976	0.24%
Bradenton	56,442	13.73%
Bradenton Beach	900	0.22%
Holmes Beach	3,017	0.73%
Longboat Key (part)	2,757	0.67%
Palmetto	13,348	3.25%
Unincorporated	333,769	81.17%
Total Population	411,209	100.00%



Economic & Community Development

Revised Goals

- Averaging 200 new affordable housing units added to the community inventory per year, 1000 total units added in 5 years
- Develop and implement the One Charlotte One Water integrated water resource management plan before the end of FY2024
- Increase # of internships to 20 students for FY2024 and 2025.

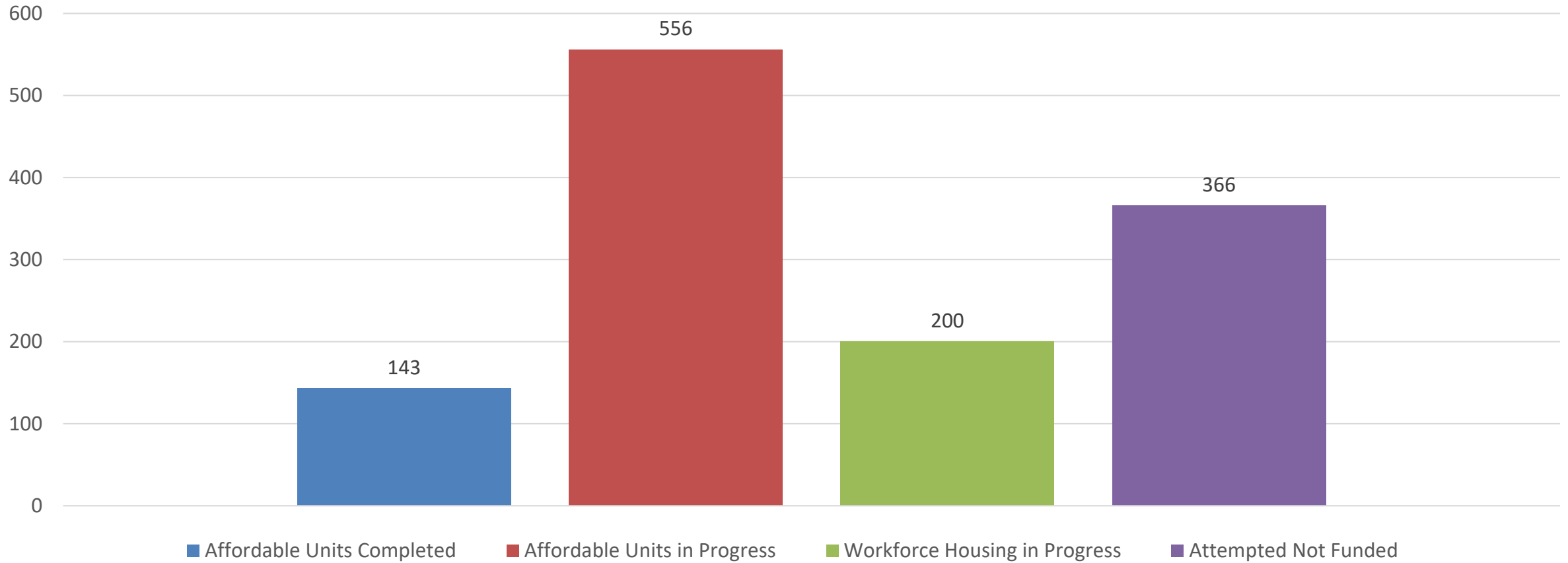
Affordable Housing



Affordable Housing Accomplishments

- Creation of taskforce and strategic “Tool Kit”
- Creation of Charlotte HOME
 - Process that awards density, subsidizes fees, waives impact fees, removes barriers
- Creation and investment in Affordable Housing Trust Fund-\$2.3M balance
- Process for Local Government Area of Opportunity (LGAO) and property transfer to qualified non-profits
- Expanded and strengthened Affordable Housing Advisory Committee

Affordable Housing Progress Since 2020



Additional Opportunities

- Hurricane Ian Resources
 - Prioritization of Charlotte County
 - Capitalize on short-term resources for long term impacts
- Live Local Act
 - Sadowski Fund
 - Zoning
 - Property Tax Exemptions

SHIP Strategies Around the State

COUNTY	22/23 SHIP	23/24 SHIP (projected)	HHR (first 1/3)	Purchase assistance	Owner-occupied rehab	Emergency repairs	Special Needs	Multi-Family	Nonprofit Construction	Demo/Reconstruction	Acquisition/Rehab/Resale	Rental Development	Rapid Re-housing	Homeless Prevention	Single Fam Construction	Nonprofit/Special Needs/Low Income	Foreclosure Prevention	Water/Sewer Connect	Disaster
Charlotte	1,824,463	2,260,559	2,273,260	X	X	X		X		X	X		X	X	X	X			X
DeSoto	356,001	409,396	677,680	X	X	X				X		X	X						
Hernando	1,896,694	2,282,869	N/A	X	X	X	X	X	X		X								X
Sarasota	4,237,875	5,182,320	1,549,420	X	X		X				X	X							X
Lee	4,690,399	5,688,301	5,403,406	X	X						X		X	X	X	X			X
Ft. Myers	877,481	1,106,466	1,010,871	X	X	X				X						X			X
Cape Coral	1,931,959	2,379,911	2,225,643	X	X	X									X	X	X	X	X

Affordable Housing Initiatives in Progress

- Incorporate “Live Local” legislation into planning and processes
- Local Housing Assistance Plan (LHAP) strategies that incorporate hurricane recovery
- Accessory Dwelling Unit (ADU) pilot program
- Planning for County becoming an entitlement community
- Support Community Land Trust and work to become Community Housing Development Organization (CHDO)

Affordable Housing Potential Initiatives

- Define affordable and workforce housing in the Comprehensive Plan
- Consider broadening Charlotte HOME to include some truncated incentives for workforce housing
- Strengthen partnerships and increase capacity with subrecipient agreements where possible and appropriate
- Resolution to accept donated properties for affordable housing
- Create a land bank
- Create strategies to leverage Live Local opportunities and preserve critical commercial zoned areas
- Consider the purchase of hotels

Water Quality

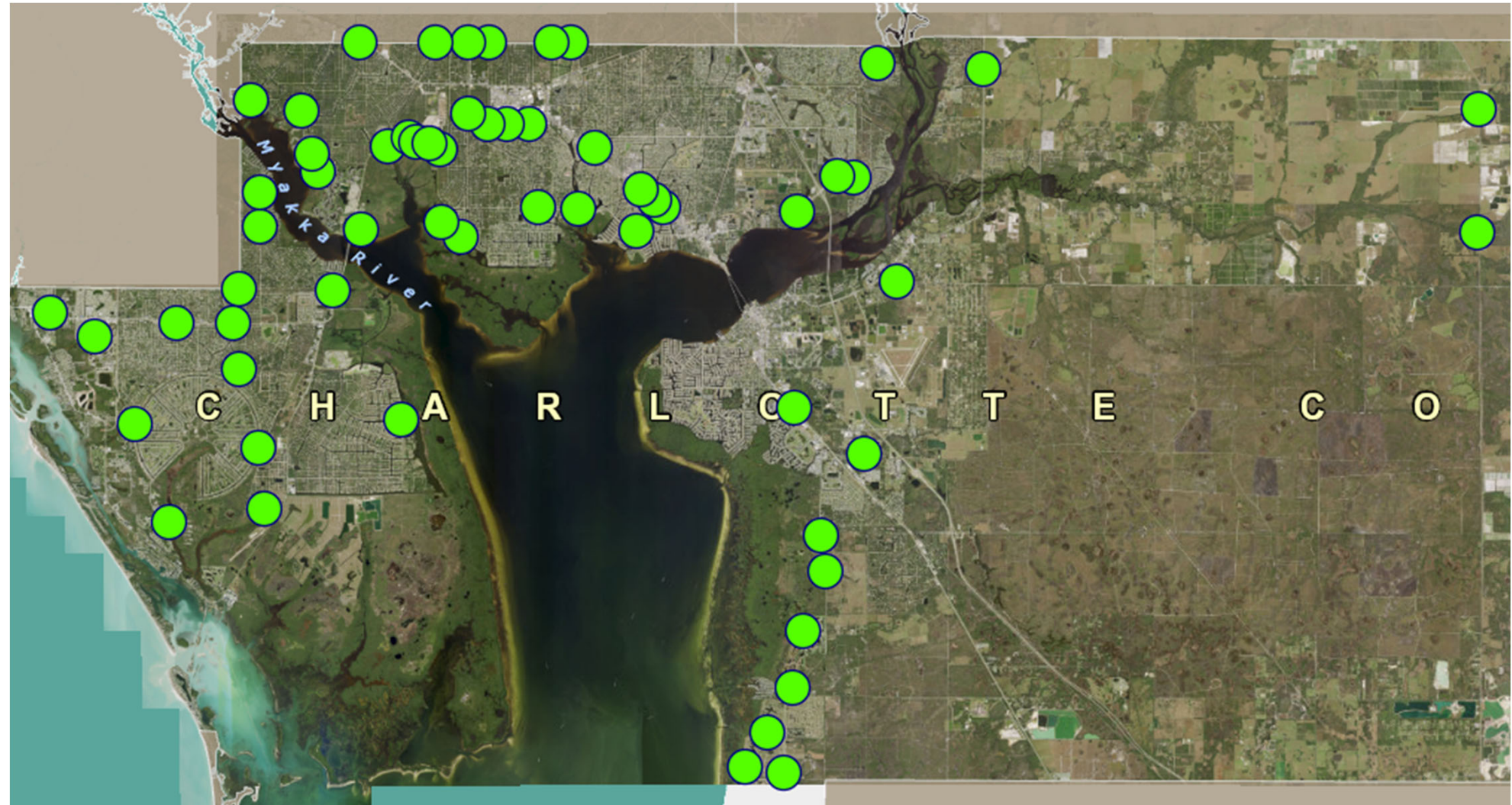


Strategic Plan Initiatives- Monitoring

- Implementation of county water quality monitoring strategy
 - Design countywide water quality monitoring program
 - Review/refine water quality monitoring program
- Publish GIS map and data reporting tool
 - Inventory & spatially map current efforts
 - Develop online data reporting tools

In Progress: WQ Monitoring

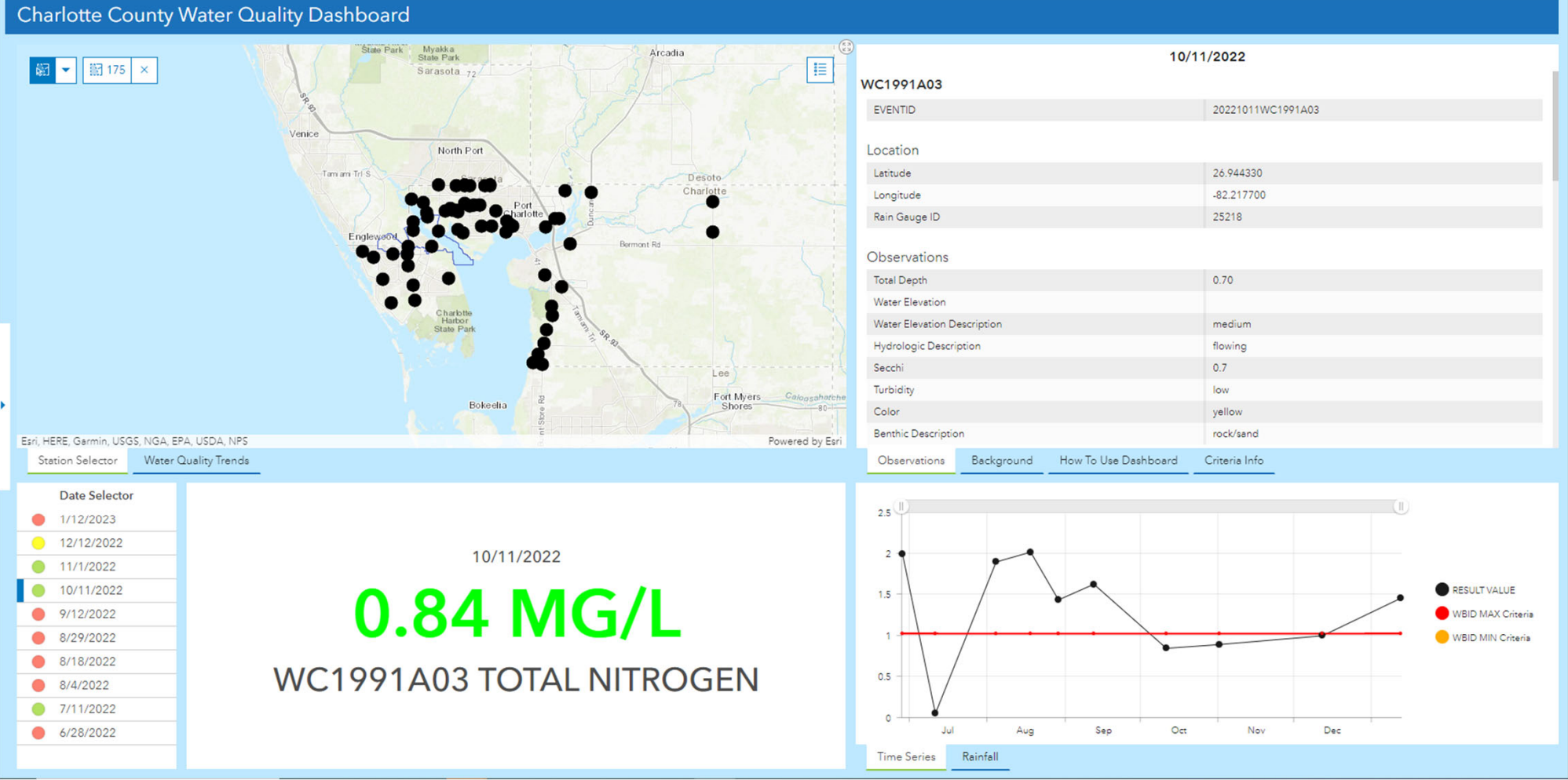
- Initiated June 2022
- 60 Locations sampled monthly
- Currently in initial data review and QA/QC



Next Steps: WQ Monitoring

- Finalize county water quality dashboard
- Finalize data review and transmission of results to Watershed Information Network
- Review/refinement of program (part of One Charlotte, One Water Plan development)

Next Steps: WQ Monitoring



Strategic Plan Initiatives- One Charlotte, One Water

- Develop draft One Charlotte, One Water Plan
 - Create partnerships and plan impactful projects
 - Identify priority projects & funding

In Progress: One Charlotte, One Water

Multi-Part Adaptive Management Strategy:

1. Identify sources of impairments to our waters and the estuaries/rivers that receive them
2. Recommend mechanisms for reducing negative impacts to our waters
3. Develop strategies for collaboration with public and private interests



Tracking

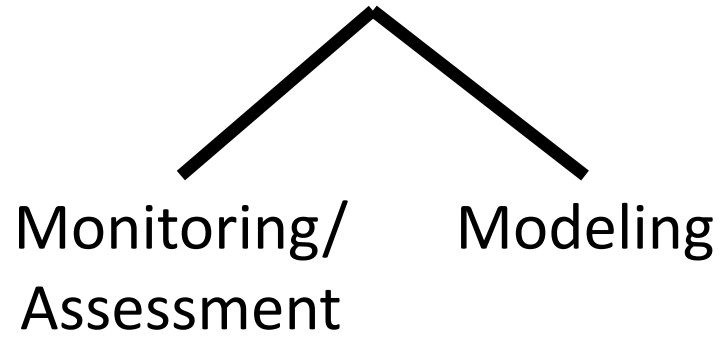
Treatment



Source Control

Communication

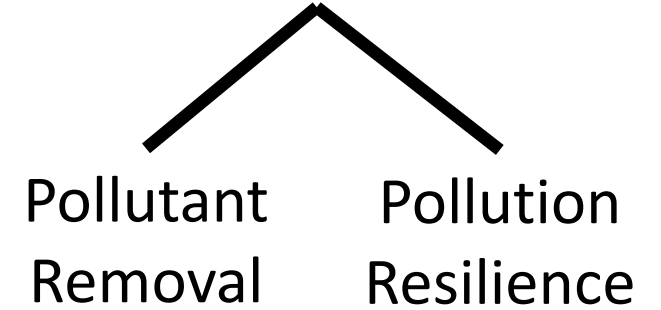
Tracking



Source Control



Treatment



Communication

In Progress: One Charlotte, One Water

Recommendations and funding estimates/source identification for:

- Data Collection and Modeling
 - Review and Analysis of Monitoring Programs
 - Pollutant Loading Model Framework
- Policy Evaluation
 - Review and Recommendations related to County Ordinances, Comprehensive Plan, Stormwater Design Standards, etc



In Progress: One Charlotte, One Water

- Programmatic Recommendations
 - Infrastructure Implementation and Enhancement
 - Public Outreach and Education
 - Community Involvement
 - Public-Private Partnerships
- Watershed-Level Pollutant Reduction Strategies
 - TMDL/Alternative Restoration Plan Evaluation
 - Early-Out Project Identification



Next Steps: One Charlotte, One Water

- Current Tasks: Internal Kickoff, Data and Policy Review
- December- Public Summit
- April 2024- Draft Review Workshops
- September 2024 Finalization and Board Presentation

Workforce Development



Past Accomplishments

- Continued partnerships with local Colleges & High Schools (added 4 new colleges this year)
 - Promotional materials, student job fairs & postings, mock interviews, student mentoring, temporary placements, internships

Past Accomplishments

- **Projects & Programs**

- Airframe & Powerplant Program
- Career exploration & mentoring
- Various partnerships, i.e. Career Source, Big Brothers Big Sisters mentoring, advisory committees, job shadowing

Bold Goal

- Increase internships to 20 students for FY2024
 - The chart below shows the data over several years

Internship Data							
School	2017/18	2018/19	2019/20	2020/21	2021/22	2022/23	TOTAL
Bellevue University-new					1		1
Charlotte County Seniors	3	1			5		9
Charlotte Technical College	2	1	3	3	3	1	13
FAU-new					1		1
FGCU	2	4	5	4	4	2	21
Florida International University	1			2			3
FSW	4	3	3				10
Hodges University		1					1
Keiser University							
New College of FL (Sarasota)	1						1
Pennsylvania University-new						1	1
Southern Technical							
State College of FL		2					2
Suncoast Technical							
UCF-new					1		1
Univeristy of Florida							
USF Sarasota-Manatee		4	2	1			7
USF Tampa	3			2			5
TOTAL	16	16	13	12	13		76
					Target	Target	
					15	20	

Paid Internship

Paid Internship Program:	High School:	Trades/Tech:	General:	Professional:	I.T.	Engineering:
High School	\$13.00					
Vocational Tech - Yr 1		\$16.00				
Vocational Tech - Yr 2		\$17.50				
College - Year 1			\$15.00	\$16.00	\$18.00	\$19.50
College - Year 2			\$16.20	\$17.50	\$19.50	\$21.00
College - Year 3			\$17.40	\$19.00	\$21.00	\$22.50
College - Year 4			\$18.60	\$20.50	\$22.50	\$24.00
College Graduate seeking Advanced Degree - Yr 1				\$22.00	\$24.00	\$25.50
College Graduate seeking Advanced Degree - Yr 2				\$23.50	\$25.50	\$27.00

Future Plans

- Continue all of the previous initiatives
- Expand our volunteer & temporary staffing programs, walk-in hiring events
- Create a “Day in Government” for HS Seniors
- Reduce days to fill, increase candidate experience

Questions?